



...Ilẹ̀ Iyì, Ilẹ̀ Èyẹ



# DIGEST OF TRANSPORT STATISTICS, 2021



Produced by:  
**EKITI STATE BUREAU OF STATISTICS, ADO - EKITI**

# **EKITI STATE OF NIGERIA**



## **DIGEST OF TRANSPORT STATISTICS 2021**

**Produced by:  
State Bureau of Statistics,  
State Secretariat,  
Ado – Ekiti.**

## **FORWARD**

Digest of Transport Statistics is one of the regular publications of Ekiti State Bureau of Statistics-an organ of government empowered to collect, compile, analyse, interprets, publish and disseminate official statistics on behalf of the Government of Ekiti State.

The current edition contains data collected on motor vehicles and motorcycles registered and licensed, driving licenses and learner permits issued and renewed for the year 2021. The document also contains Local Government vehicles identification codes. The publication is produced to make information on transport activities available to all prospective users among which are the Government, Consultants, Industrialists, Researchers and Business organizations for planning, research and development purposes.

We are highly appreciative of the cooperation of the Internal Revenue Service (licensing offices), Federal Road Safety Commission, The Nigeria Police Force and other stakeholders in the State for supplying the raw data on which this publication is based on.

We look forward to more years of cooperation while suggestions for the improvement of subsequent editions are also welcomed.

The Statistician General  
Ekiti State Bureau of Statistics  
State Secretariat  
Ado-Ekiti.

## TABLE OF CONTENTS

### Table of Contents

#### Observations and Tables

S/N	TITLE	PAGE
<b>CHAPTER ONE: NEWLY REGISTERED MOTOR VEHICLE</b>		4
1.1	Distribution of motor vehicles newly registered by type in Ekiti State, 2021	5
1.2	Distribution of motor vehicles newly registered by maker in Ekiti State, 2021	6
1.2	Ownership of newly registered motor vehicles in Ekiti State, 2021	7
1.3	Ownership of vehicle licenses renewed in Ekiti State, 2021	7
1.4	Distribution of vehicle licenses renewed by type of motor vehicle in Ekiti State, 2021	8
1.5	Number of renewed vehicle licenses by uses of the vehicle in Ekiti State, 2021	9
<b>CHAPTER TWO: NEWLY REGISTERED MOTORCYCLES</b>		10
2.1	Ownership of motorcycles newly registered in Ekiti State, 2021	11
2.2	Distribution of motorcycles by maker in Ekiti State, 2021	11
2.3	Ownership of motorcycle licenses renewed in Ekiti State, 2021	12
<b>CHAPTER THREE: DRIVING LICENSES ISSUED AT THE REGISTRATION POINTS BY GROUP.</b>		13
3.1	Monthly record of driving licenses issued by category in Ekiti State, 2021	14
3.2	Summary of driving license issued at registration points in Ekiti, 2021	14
3.3	Monthly record of motor vehicle licenses renewed in Ekiti State, 2021	15
3.4	Monthly record of learner's permits issued by FRSC in the State capital, 2021	15
<b>CHAPTER FOUR: ROAD ACCIDENT</b>		16
4.1	2021 RTC annual report inputs from Rs8.2 Ekiti State sector command and its component unit commands of RS8.21 Ido/Osi, RS8.22 OmuoOke and RS8.23 Efon Alaaye and RS8.24 Oye	17-21
4.9	Summary of road accidents by type of vehicle involved, uses by LGA 2021	22
4.10	Record of road accidents by type, sex of survivors & persons killed by LGA 2021	23
<b>CHAPTER FIVE: VEHICLE IDENTIFICATION CODE AND NAME OF MAJOR MOTOR PARKS BY LOCAL GOVERNMENT.</b>		24
5.1	Local Government Areas In Ekiti State and motor registration codes as at 2021	25
5.2	Names of major motor parks by LGA	26

## CHAPTER ONE

The chapter contains information on total number of motor vehicles purchased in the State, their type, maker, ownership and uses.

Table 1.1 contains information on type of motor vehicles purchased across the State in the 2021. It was revealed from the table that saloon car was mostly purchased with a total of 2,953 (65.8%) out of 4,489 vehicles purchased, Station Wagon stood at 16%, mini bus accounts for 250 (5.6%) .

Information on the maker of newly registered motor vehicles in 2021 is contained in table 1.2. Statistical analysis of the table shows that Toyota, Volkswagen and Nissan are mostly demanded in Ekiti State.

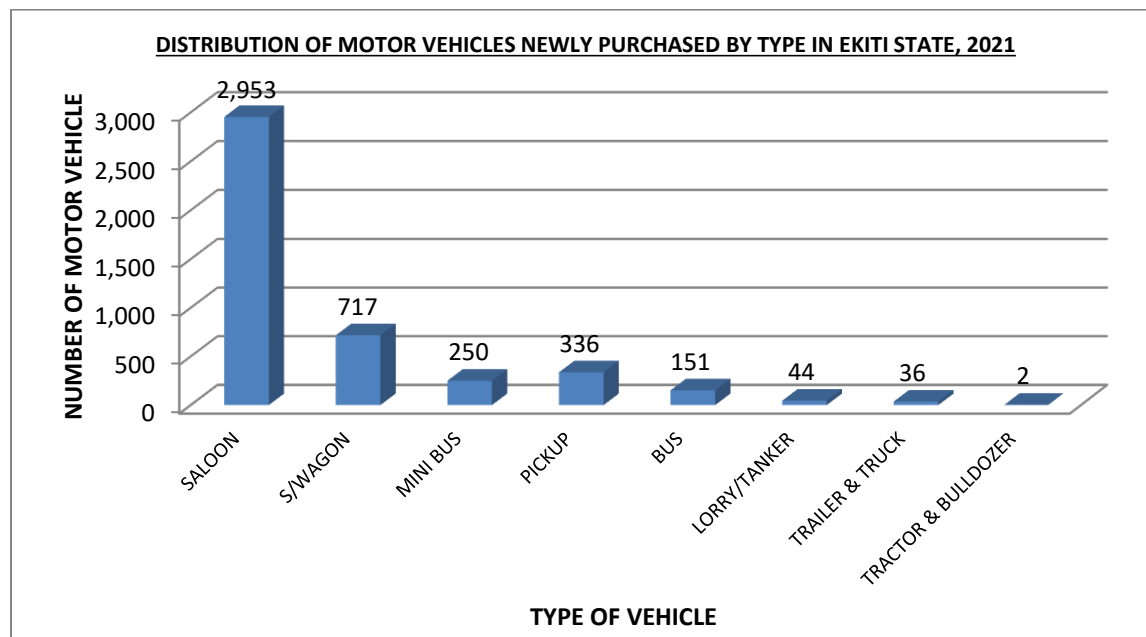
Table 1.3 presents the ownership of newly registered motor vehicles in Ekiti. 86.5% of the vehicles bought were for private use, 12.6% were for commercial use, while 0.9% were meant for government.

Information on table 1.4 reveals vehicle licenses that were renewed by ownership in Ekiti State in 2021 with respect to commercial, private and Government Corporation. A total of 25,833 vehicle licenses were renewed throughout the year as recorded. A high percent of 96.9%, (25,031) were renewed licenses of vehicles for private use, 3.1% of them were for commercial while 0.2% for government vehicles.

The information contained in table 1.5 focuses on different type of vehicles in Ekiti whose licenses were renewed in 2021. It was observed in the table that licenses of saloon car were mostly renewed (86.7%) while other vehicles like (Pickup, Station Wagon, Mini Bus, Lorry, Trailer and Tractor) accounted for 13.3%.

**TABLE 1.1:****DISTRIBUTION OF MOTOR VEHICLES NEWLY PURCHASED BY TYPE IN EKITI STATE, 2021**

TYPE OF MOTOR VEHICLE		2021	%
JAN - DEC	SALOON	2,953	65.78
	S/WAGON	717	15.97
	MINI BUS	250	5.57
	PICKUP	336	7.49
	BUS	151	3.36
	LORRY/TANKER	44	0.98
	TRAILER & TRUCK	36	0.80
	TRACTOR & BULLDOZER	2	0.05
<b>TOTAL</b>		<b>4,489</b>	<b>100</b>

**FIG : 1.0**

**TABLE 1.2:****DISTRIBUTION OF MOTOR VEHICLES NEWLY PURCHASED BY  
MAKER IN EKITI STATE, 2021**

<b>MAKER OF VEHICLE</b>	<b>NUMBER</b>	<b>(%)</b>
<b>AUDI</b>	87	1.94
<b>FORD</b>	93	2.07
<b>HONDA</b>	470	10.47
<b>HYUNDAI</b>	183	4.08
<b>KIA</b>	167	3.72
<b>LEXUS</b>	197	4.39
<b>MERCEDES BENZ</b>	135	3.01
<b>MAZDA</b>	427	9.51
<b>NISSAN</b>	458	10.20
<b>PEUGEOT</b>	73	1.63
<b>SUZUKI</b>	328	7.31
<b>TOYOTA</b>	745	16.60
<b>VOLKSWAGEN</b>	524	11.67
<b>VOLVO</b>	200	4.46
<b>OTHERS</b>	402	8.96
<b>TOTAL</b>	<b>4,489</b>	<b>100</b>

**TABLE 1.3:**  
**OWNERSHIP OF NEWLY REGISTERED MOTOR VEHICLES IN**  
**EKITI STATE, 2021**

YEAR	OWNERSHIP	NUMBER REGISTERED	PERCENTAGE
2021	PRIVATE	3,881	86.46
	COMMERCIAL	567	12.63
	GOVT. CORP.	41	0.91
	TOTAL	<b>4,489</b>	<b>100</b>

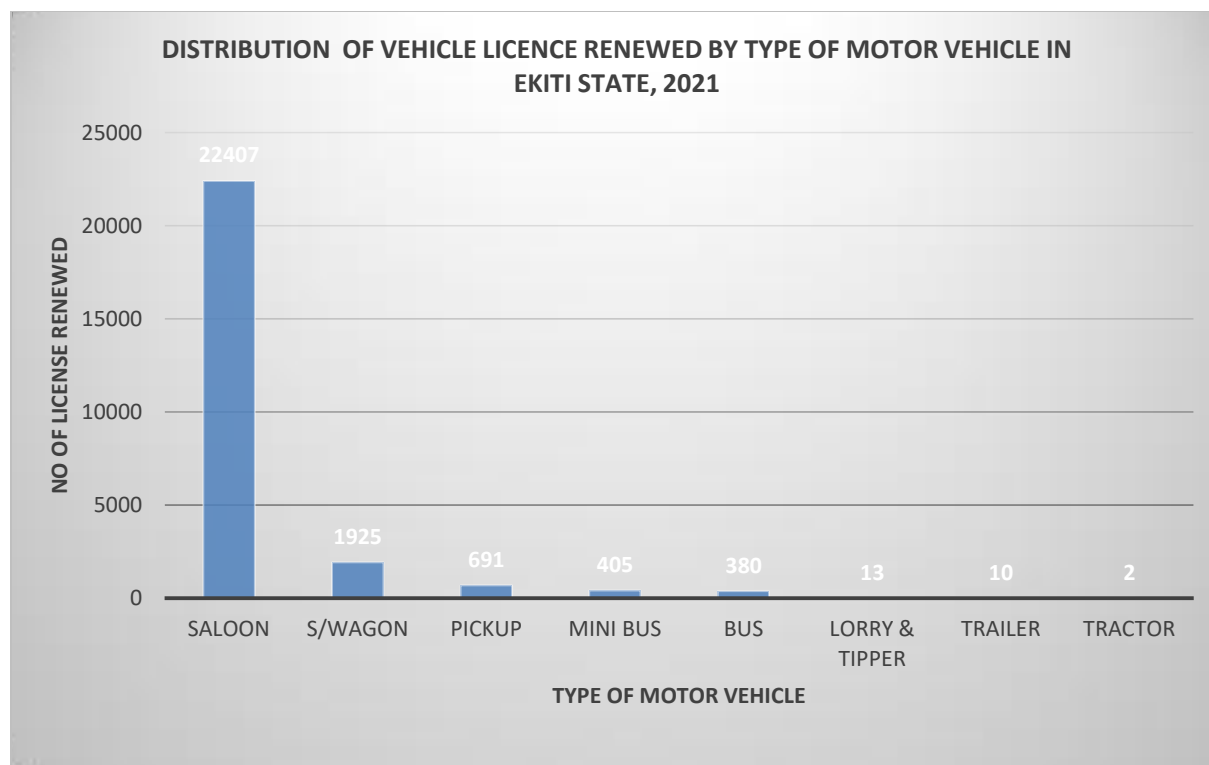
**TABLE 1.4:**  
**OWNERSHIP OF MOTOR VEHICLE LICENSES RENEWED IN**  
**EKITI STATE, 2021**

YEAR	OWNERSHIP	NUMBER RENEWED	PERCENTAGE
2021	PRIVATE	25,031	96.90
	COMMERCIAL	812	3.14
	GOVERNMENT CORP.	40	0.16
	TOTAL	<b>25,833</b>	<b>100</b>



**TABLE 1.5:**  
**DISTRIBUTION OF VEHICLE LICENSE RENEWED BY TYPE OF**  
**MOTOR VEHICLES IN EKITI STATE, 2021**

<b>MONTH</b>	<b>TYPE OF MOTOR VEHICLE</b>	<b>2021</b>	<b>%</b>
<b>JAN - DEC</b>	SALOON	22,407	86.74
	S/WAGON	1,925	7.45
	PICKUP	691	2.68
	MINI BUS	405	1.57
	BUS	380	1.47
	LORRY & TIPPER	13	0.05
	TRAILER	10	0.04
	TRACTOR	2	0.008
<b>TOTAL</b>		<b>25,833</b>	<b>100</b>



*Fig. 2*

**TABLE 1.6:**  
**NUMBER OF RENEWED VEHICLE LICENCES BY USE OF THE VEHICLE IN EKITI STATE, 2021**

YEAR	USE	NUMBER OF LICENCE RENEWED	PERCENTAGE
2021	COMMERCIAL	25,031	96.86
	PRIVATE	812	3.14
	GOVERNMENT CORP.	40	0.16
	<b>TOTAL</b>	<b>25,833</b>	<b>100</b>

## **CHAPTER TWO**

Information in this chapter contains the number of motorcycles newly purchased according to their type, uses and ownership.

Table 2.1 shows that 5,542 motorcycles were registered in Ekiti State in year 2021. 3,135 (56.6%) newly registered motorcycles were used for commercial purpose ,2,360 (42.6%) for private use, while 47 motorcycles (0.8%) were for official use.

Table 2.2 reveals that motorcycles of different brands were purchased in Ekiti state with Bajad boxer mostly purchased followed by Dayyund, Yamaha and Nanfang respectively.

Record of owner of motorcycles who renewed their licenses is presented in table 2.3.with a total of 522. Out of which 365 (70%) of the licenses renewed were for Commercial use and the remaining 30% were for private owners.

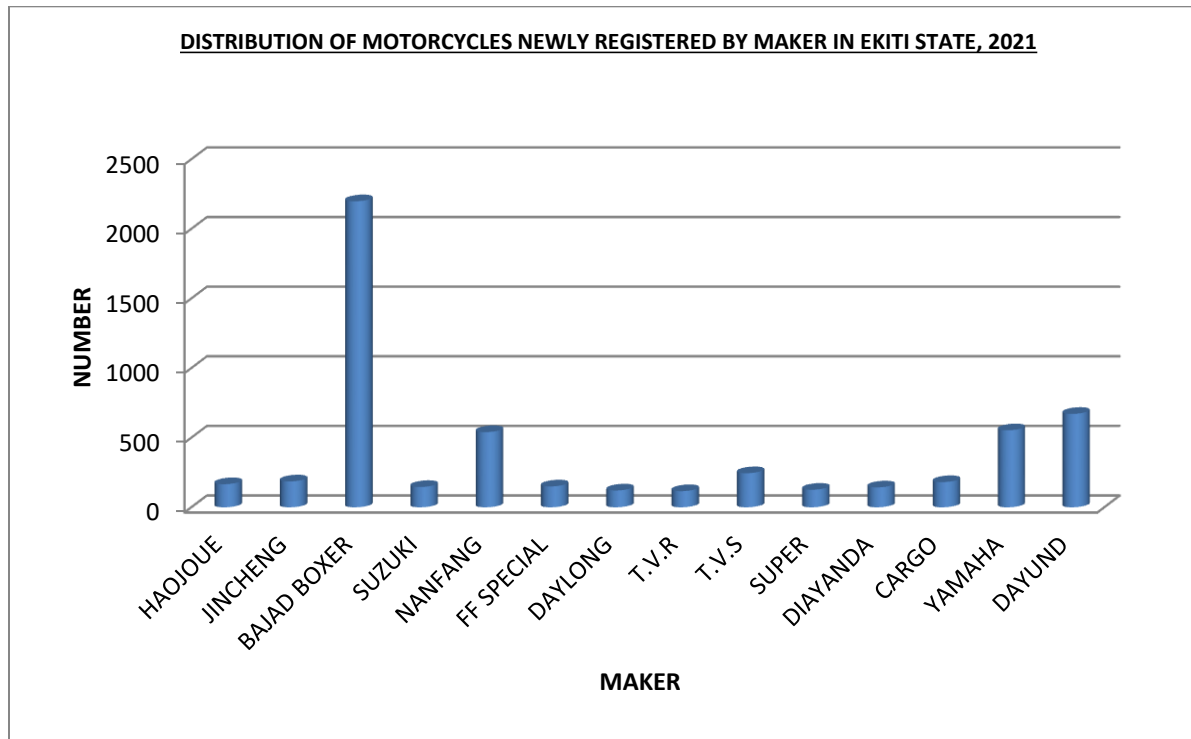
**TABLE 2.1:****OWNERSHIP OF MOTORCYCLES NEWLY REGISTERED IN EKITI STATE, 2021**

<b>YEAR</b>	<b>OWNERSHIP</b>	<b>NUMBER NEWLY REGISTERED</b>	<b>PERCENTAGE</b>
<b>2021</b>	COMMERCIAL	3,135	56.6
	PRIVATE	2,360	42.6
	GOVERNMENT	47	0.8
	<b>TOTAL</b>	<b>5,542</b>	<b>100</b>

**TABLE 2.2:****DISTRIBUTION OF MOTORCYCLES NEWLY REGISTERED BY MAKER IN EKITI STATE, 2021**

<b>MAKER</b>	<b>NUMBER</b>	<b>(%)</b>
HAOJOUÉ	166	3
JINCHENG	186	3.4
BAJAD BOXER	2198	39.7
SUZUKI	146	2.6
NANFANG	540	9.7
FF SPECIAL	150	2.7
DAYLONG	121	2.2
T.V.R	116	2.1
T.V.S	245	4.4
SUPER	126	2.3
DIAYANDA	143	2.6
CARGO	181	3.3
YAMAHA	553	10
DAYUND	671	12.0
<b>TOTAL</b>	<b>5,542</b>	<b>100</b>

**Fig 3**



**TABLE 2.3:**

**OWNERSHIP OF MOTORCYCLE LICENCES RENEWED IN EKITI STATE, 2020**

YEAR	OWNERSHIP	NUMBER OF LICENCES RENEWED	PERCENTAGE
2020	COMMERCIAL FIRM	365	70
	PRIVATE	157	30
	TOTAL	522	100

### **CHAPTER THREE**

Information on the classes of driving licenses issued in 2021 by the issuance authority, which is the Federal Road Safety Corps (FRSC) is contained in this chapter. The monthly record of issuance of driving license has a total of 4118 which ranges from class A-J in the year 2021. Almost 98% of the driving licenses were issued at the registration point in Ado Ekiti, being the State capital, while 2% were issued at the Ido/Osi registration point as shown in table 3.2.

Table 3.3 shows information about monthly record of motor vehicle license renewed in the State with 2643(10.2%) in August being the highest while the least registration of 1451(5.6%) was in May.

There were a total of 4708 learner permits issued in 2021 with highest of 560 issued in July while the least of 303 was in May. See table 3.4 for details.

**TABLE 3.1:**  
**MONTHLY RECORD OF DRIVING LICENSES ISSUED BY CATEGORY**  
**IN EKITI STATE, 2021**

S/N	MONTH	CLASS									TOTAL
		A	B	C	D	E	F	G	H	J	
1	JANUARY	1	68	-	13	-	-	-	-	-	82
2	FABRUARY	-	116	-	20	1	-	-	-	-	137
3	MARCH	-	314	-	54	-	-	-	-	-	368
4	APRIL	1	341	-	74	-	-	-	-	2	418
5	MAY	1	204	-	84	-	-	-	-	-	289
6	JUNE	1	335	1	94	-	-	-	-	3	434
7	JULY	1	351	2	126	2	-	-	-	1	483
8	AUGUST	3	315	-	113	-	-	-	-	-	431
9	SEPTEMBER	9	373	-	97	-	-	-	-	-	479
10	OCTOBER	-	179	-	53	-	-	-	-	3	235
11	NOVEMBER	2	258	1	64	1	-	-	-	3	329
12	DECEMBER	-	345	1	83	-	-	-	-	4	433
	<b>TOTAL</b>	19	3,199	5	875	4	-	-	-	16	4,118

**TABLE 3.2:**  
**SUMMARY OF DRIVING LICENSES ISSUED AT REGISTRATION**  
**POINTS IN EKITI STATE, 2021**

S/N	REGISTRATION POINT	CLASS								TOTAL
		A	B	C	D	E	F	G	J	
1	ADO	19	3128	5	860	4	-	-	16	4,032
2	IDO/OSI	-	71	-	15	-	-	-	-	86
	<b>TOTAL</b>	19	3,199	5	875	4	-	-	16	4,118
	<b>PERCENTAGE</b>	-	84.28 %	2.71 %	13.01 %	-	-	-		100%

**TABLE 3.3**  
**MONTHLY RECORD OF MOTOR VEHICLE LICENSES RENEWED IN**  
**EKITI STATE, 2021**

MONTH	NUMBER OF LICENSE RENEWED	%
JANUARY	2,155	8.3
FEBRUARY	2,069	8
MARCH	2,175	8.4
APRIL	1,620	6.3
MAY	1,451	5.6
JUNE	1,773	6.9
JULY	2,244	8.7
AUGUST	2,643	10.2
SEPTEMBER	2,591	10
OCTOBER	2,440	9.5
NOVEMBER	2,199	8.5
DECEMBER	2,473	9.6
<b>TOTAL</b>	<b>25,833</b>	<b>100</b>

**TABLE 3.4:**  
**MONTHLY RECORD OF LEARNER'S PERMITS ISSUED BY FRSC IN**  
**THE STATE, 2021**

MONTH	YEAR	
	2021	%
JAN	400	8.5
FEB	306	6.5
MARCH	402	8.5
APRIL	360	7.7
MAY	303	6.4
JUNE	400	8.5
JULY	560	11.9
AUG	502	10.7
SEP	402	8.5
OCT	401	8.5
NOV	330	7
DEC	342	7.2
<b>TOTAL</b>	<b>4,708</b>	<b>100</b>



## **CHAPTER FOUR**

The chapter contains information about the number of road accidents by type, number of vehicles involved, number of casualties, and local government area of occurrence in Ekiti State in 2021.

Table 4.1 shows that the total number of road accidents that occurred were 139, which involved 882 persons and 224 vehicles. Out of these 139 accidents, 32 were fatal, 80 were serious and 27 were minor accidents.

Table 4.2 reveals that 882 persons were involved in road accidents in Ekiti state in 2021 where 48 persons were killed and 381 persons were injured. Further observation shows that more male were involved, killed and injured in road accidents than female in the year 2021.

Table 4.3 contains information on road accidents based on days of the week. The table shows that more road accidents occur during the weekend (Friday-Sunday).

Table 4.4 presents information on analysis of road accidents by the time of the day. Analysis shows that majority of the road accidents that occurred happened in the morning and afternoon.

Information from table 4.5 shows that cars and motorcycles are more prevalent in the accidents than bus.

The major causes of road transport crashes in Ekiti state in 2021 were Speed Violation (SPV) and Loss Of Control (LOC) as revealed in table 4.6

Record of victims of road accidents in Ekiti shows that a total of 395 accidents occurred with highest number of people that falls within the age group 18-40 followed by age group 41-60 which was recorded to have 228 persons involved. It was recorded that Ado-Akure route had the highest number of road accidents in the year 2021 according to FRSC.

**2021 RTC ANNUAL REPORT INPUTS FROM RS8.2 EKITI STATE SECTOR**  
**COMMAND AND ITS COMPONENT UNIT COMMANDS OF RS8.21 IDO, RS8.22**  
**0MUOOKE AND RS8.23 EFONALAAYE AND RS8.24 OYE**

**TABLE 4.1**

MONTH	NO OF RTC	VEH. INV	TOTAL FATAL	TOTAL SERIOUS	TOTAL MINOR	NO OF PEOPLE	TOTAL INJURED	TOTAL KILLED	TOTAL CASUALTY
JANUARY	10	14	2	8	0	41	19	3	22
FEBUARY	13	18	2	11	0	101	63	3	66
MARCH	08	15	5	1	2	33	19	7	26
APRIL	12	21	4	8	0	86	28	4	32
MAY	18	27	5	8	5	83	40	7	47
JUNE	11	17	4	5	2	83	30	9	39
JULY	14	19	4	8	2	123	60	5	65
AUGUST	16	27	1	11	4	82	33	3	36
SEPTEMBER	11	22	2	7	2	75	28	2	30
OCTOBER	09	15	0	6	3	46	18	0	18
NOVEMBER	11	19	3	4	4	82	22	5	27
DECEMBER	06	10	0	3	3	47	21	0	21
<b>TOTAL</b>	<b>139</b>	<b>224</b>	<b>32</b>	<b>80</b>	<b>27</b>	<b>882</b>	<b>381</b>	<b>48</b>	<b>429</b>

**TABLE 4.2**

**SUMMARY OF NUMBER OF PERSONS INVOLVED, INJURED AND KILLED IN**  
**RTC BY SEX IN 2021AND THE LAST 2 YEARS**

YEAR	PEOPLE INVOLVED		KILLED		INJURED	
	MALE	FEMALE	MALE	FEMALE	MALE	FEMALE
<b>2021</b>	630	252	32	16	264	117
<b>2020</b>	321	125	19	06	148	65
<b>2019</b>	368	260	17	15	152	109

**TABLE 4.3**

**RTC DAY OF THE WEEK ANALYSIS IN 2021 AND THE LAST 2 YEARS**

<b>YEAR</b>	<b>SUNDAY</b>	<b>MONDAY</b>	<b>TUESDAY</b>	<b>WEDNESDAY</b>	<b>THURSDAY</b>	<b>FRIDAY</b>	<b>SATURDAY</b>
<b>2021</b>	29	13	18	16	17	21	25
<b>2020</b>	16	17	14	13	12	11	11
<b>2019</b>	10	11	15	12	14	08	17

**TABLE 4.4**

**RTC TIME OF THE DAY ANALYSIS IN 2021 AND THE LAST 2 YEARS**

<b>YEAR</b>	<b>MORNING</b>	<b>AFTERNOON</b>	<b>EVENING</b>	<b>NIGHT</b>
<b>2021</b>	50	59	24	7
<b>2020</b>	36	37	17	04
<b>2019</b>	27	35	10	12

**TABLE 4.5**

**CATEGORIES OF VEHICLES INVOLVED IN RTC 2021 AND THE LAST 2 YEARS**

<b>YEAR</b>	<b>CAR</b>	<b>BUS</b>	<b>MINI BUS</b>	<b>M/C</b>	<b>TNK</b>	<b>TRL</b>	<b>TRK</b>	<b>P/UP</b>	<b>TRICYCLE</b>
<b>2021</b>	88	39	4	52	5	5	21	8	0
<b>2020</b>	54	21	08	53	04	02	07	02	0
<b>2019</b>	58	26	06	21	03	03	12	04	0

**TABLE 4.6**

**MAJOR CAUSES OF RTC IN 2021 ON STATE BASIS AND IN THE LAST 2 YEARS.**

<b>YEAR</b>	<b>SPV</b>	<b>LOC</b>	<b>BFL</b>	<b>DGD</b>	<b>WOV</b>	<b>TBT</b>
<b>2021</b>	75	64	16	6	6	2
<b>2020</b>	54	25	10	07	10	03
<b>2019</b>	46	26	07	01	09	01

**TABLE 4.7**  
**AGE CLARIFICATION OF RTC IN 2021 AND THE LAST 2 YEARS.**

YEAR	>3	3-9	10-17	18-40	41-60	ABOVE 60
2021	0	34	131	395	228	94
2020	08	12	23	312	59	32
2019	09	13	18	365	138	85

**TABLE 4.8**  
**CATEGORIES OF PEOPLE INVOLVED IN RTC IN 2021 AND LAST 2 YEARS.**

YEAR	DRIVER	PASSENGER	PEDESTRIAN	ADULT	CHILD
2021	224	658	0	848	34
2020	151	286	09	403	43
2019	138	479	11	588	40

**ROUTE ANALYSIS OF RTC IN 2021.**  
**\*RS8.2 EKITI STATE SECTOR COMMAND, ADO-EKITI.**

ADO TOWNSHIP	ADO-IGEDE	ADO-IFAKI	ADO-AFAO	ADO-ILAWE-IGBARAODO	ADO-AKURE	ADO-IKARE	ADO-ISE
02	07	06	0	05	30	07	0

**\*RS8.21 IDO-EKITI UNIT COMMAND.**

IDO TOWNSHIP	IDO-OMUARAN	IDO-IYE	IDO-IKOLE	IDO-ARAMOKO	IDO-OKEMESI	IDO-IGEDE	IDO-USI	IDO-ADODO
02	07	0	0	0	0	01	0	03

**\*RS8.21<sup>A</sup> IJURIN-EKITI OUT POST.**

IJURIN TOWNSHIP	IJURIN-IPOTI	IJURIN-ARA	IJURIN-OKEORO	IJURIN-IDO	IJURIN-OKEMESI	IJURIN-ARAMOKO
01	0	0	0	01	0	0

**\*RS8.22 OMUOOKE-EKITI COMMAND.**

OMUOOKE TOWNSHIP	OMUOOKE-KABBA	OMUOOKE- IKOLE	OMUOOKE- ISINBODE	OMUOOKE- IKARE	OMUOOKE- ILASA
0	05	03	0	0	0

**\*RS8.23 EFON ALAAYE UNIT COMMAND.**

EFON TOWNSHIP	EFON- ARAMOKO	EFON- IWARAJA	EFON- ERIO	EFON- IJEBUJESHA	EFON- OKEMESI
02	0	07	04	23	0

**\*RS8.24 OYE-EKITI USINT COMMAND.**

OYE TOWNSHIP	OYE-IFAKI	OYE- IKOLE	OYE- ILEJEMEJE
01	09	12	01

**MAJOR BLACK SPOTS IN THE DEPARTMENT/UNIT, PROVIDING NUMBER OF CRASHES THAT OCCURRED IN THE AREAS IN THE LAST 2 YEARS**

- I. **“AKANASAN SLOPPY AREA ALONG ADO AND IGEDE ROUTE (ABOUT 10KM FROM THE BASE)”**

YEAR	NO. OF CRASH
2021	3
2020	1

**FABOL FILLING STATION AREA ALONG EFON-ARAMOKO ROUTE**

YEAR	No. OF CRASH
2021	11
2020	3

## **CHAPTER FIVE**

### **VEHICLE IDENTIFICATION CODES**

The chapter contains the records of vehicles identification codes and major motor parks by local government areas in Ekiti. Table 5.1 shows sixteen (16) Local government areas in the state with their corresponding vehicle registration codes. Table 5.2 reveals major motor parks per local government in the state.

**TABLE 5.1:**

**LOCAL GOVERNMENT AREAS IN EKITI STATE AND MOTOR  
REGISTRATION CODES AS AT 2021**

<b>S/N</b>	<b>LOCAL GOVERNMENT</b>	<b>MOTOR VEHICLE REGISTRATION CODE</b>
1	ADO	ADK
2	EFON	EFY
3	EKITI EAST	MUE
4	EKITI S/WEST	LAW
5	EKITI WEST	AMK
6	EMURE	EMR
7	GBONYIN	DEA
8	IDO/OSI	DEK
9	IJERO	JER
10	IKERE	KER
11	IKOLE	KLE
12	ILEJEMEJE	YEK
13	IREPODUN/IFELODUN	GED
14	ISE/ORUN	SSE
15	MOBA	TUN
16	OYE	YEE

**TABLE 5.2****NAME OF MAJOR MOTOR PARKS BY LGA**

LOCAL GOVT.AREA	NAME OF MAJOR MOTOR-PARKS		
	MOTOR PARK ONE	MOTOR PARK TWO	MOTOR PARK THREE
ADO EKITI	New Garage	Ikare Garage	Akure Garage
EFON	Efon Central	Itawure	
EKITI EAST	Kota Garage	Omu-Oke	Obadore
EKITI SOUT WEST	Ilawe	IgbaraOdo	Ogotun
EKITI WEST	Aramoko Central	Okemesi	
EMURE	Emure Central	Eporo	
GBONYIN	Ode Garage	Aisegba Garage	Agbado
IDO/OSI	Ido Central	Ifaki Garage	Ayetoro
IJERO	Ijero Central	Ikoru	Iloro
IKERE	Old Garage	Oke Osun Garage	Ise Junction
IKOLE	Ikole Central	Ayedun	Ilupeju
ILEJEMEJE	Iye	Iludun	
IREPODUN/IFELODUN	Igede Central	Igbemo Central	Iyin Central
ISE/ORUN	Ise Central		
MOBA	Otun Central	Igogo	
OYE	Oye Central	Ayede	Ire Central



