

# EKITI STATE OF NIGERIA



*...Ilẹ̀ Iyì, Ilẹ̀ Èyẹ*

## DIGEST OF TRANSPORT STATISTICS, 2020



*Produced by:*

**EKITI STATE BUREAU OF STATISTICS**

**eksbs**  
EKITI STATE BUREAU OF STATISTICS

# EKITI STATE OF NIGERIA



## DIGEST OF TRANSPORT STATISTICS

2020

*Produced by:*  
State Bureau of Statistics,  
State Secretariat,  
Ado – Ekiti.

## FOREWORD

Digest of Transport Statistics is one of the regular publications of Ekiti State Bureau of Statistics, an organ of government empowered to collect, compile, analyse, interpret, publish and disseminate official statistics on behalf of the Government of Ekiti State.

The current edition contains data collected on motor vehicles and motorcycles registered and licensed, driving licenses and learner permits issued and renewed for the year 2020. The document also contains Local Government vehicles identification codes. The publication is being produced to make information on transport activities available to all prospective users among which are the Government, Consultants, Industrialists, Researchers and Business organizations for planning, research and development purposes.

We are highly appreciative of the cooperation of the Internal Revenue Services (licensing offices), Federal Road Safety Commission and other stakeholders in the State for supplying the raw data on which this publication is based.

We look forward to more years of mutual cooperation while suggestions for the improvement of subsequent editions are also welcomed.

The Statistician General,  
Ekiti State Bureau of Statistics,  
State Secretariat,  
Ado-Ekiti.

## TABLE OF CONTENTS

### Table of Contents Observations and Tables

S/N	TITLE	PAGE
<b>CHAPTER ONE: NEWLY REGISTERED MOTOR VEHICLES</b>		4
1.1	Distribution of motor vehicles newly registered by type in Ekiti State, 2020	6
1.2	Ownership of newly registered motor vehicles in Ekiti State, 2020	7
1.3	Ownership of vehicle licenses renewed in Ekiti state, 2020	7
1.4	Distribution of vehicle licenses renewed by type of motor vehicle in Ekiti State, 2020	8
1.5	Number of renewed vehicle licenses by uses of the vehicle in Ekiti State, 2020	9
<b>CHAPTER TWO: NEWLY REGISTERED MOTORCYCLES</b>		
2.1	Ownership of motorcycles newly registered in Ekiti State, 2020	11
2.2	Distribution of motorcycles by maker in Ekiti State, 2020	11
2.3	Ownership of motorcycle licenses renewed in Ekiti State, 2020	12
<b>CHAPTER THREE: DRIVING LICENSES ISSUED AT THE REGISTRATION POINTS BY GROUP.</b>		13
3.1	Monthly record of driving licenses issued by category in Ekiti State, 2020	14
3.2	Driving license renewed by class in the State capital, 2020	14
3.3	Monthly record of motor vehicle licenses renewed in Ekiti State, 2020	15
3.4	Monthly record of learner's permits issued by FRSC in the State capital, 2020	15
<b>CHAPTER FOUR: ROAD ACCIDENT</b>		16
4.1	2020 RTC annual report inputs from Rs8.2 Ekiti State sector command and its component unit commands of RS8.21 Ido/Osi, RS8.22 Omuo Oke and RS8.23 Efon Alaaye and RS8.24 Oye	17-20
<b>CHAPTER FIVE: VEHICLE IDENTIFICATION CODE AND NAME OF MAJOR MOTOR PARKS BY LOCAL GOVERNMENT.</b>		21
5.1	Local Government Areas in Ekiti State and motor registration codes as at 2020	22
5.2	Names of major motor parks by LGA	23

## CHAPTER ONE

The chapter contains information on total number of motor vehicles purchased in the State, their type, ownership and uses.

Table 1.1 contains information on type of motor vehicles purchased across the State in 2020. It was revealed from the table that saloon car was mostly purchased which corresponds to 1,506(49.4%) out of 3,049 vehicles purchased, saloon wagon bought was 746(24.5%), mini bus accounted for (464) 15.2% .

It was observed that 8.5% and 2.5% of Pickup and Lorry were newly registered while no trailer was registered in the year.

Table 1.2 focuses on the ownership of newly registered motor vehicles in 2020. Statistical analysis of the table shows that up to 73.2% of the vehicles bought were for private use while 24.2% were for commercial purpose, 1.6% was meant for government while 1% of the vehicles bought were unstated.

Table 1.3 contains information about vehicle licenses that were renewed in 2020 with respect to commercial and private vehicle owners. A total of 6,725 vehicle licenses were renewed out of which a high percent of it being or 5,256(78.2% ) were renewed licenses of vehicles privately owned and the rest or 1,469(21.8% ) of vehicles for commercial purpose.

The information contained in table 1.4 focuses on different type of vehicles in Ekiti whose licenses were renewed in 2020.

It was observed in the table that 47.51% of the licenses renewed in 2020 were for saloon car while other vehicles put together (Pickup, Station Wagon, and Mini Bus) accounted for 52.3% with 0.10 % unstated.

Table 1.5 presents information on the uses of vehicles in Ekiti whose licenses were renewed in 2020. From the table, it was observed that 78.2% of the vehicles whose driving licenses were renewed were for private use while that of commercial purpose was 21.8%.

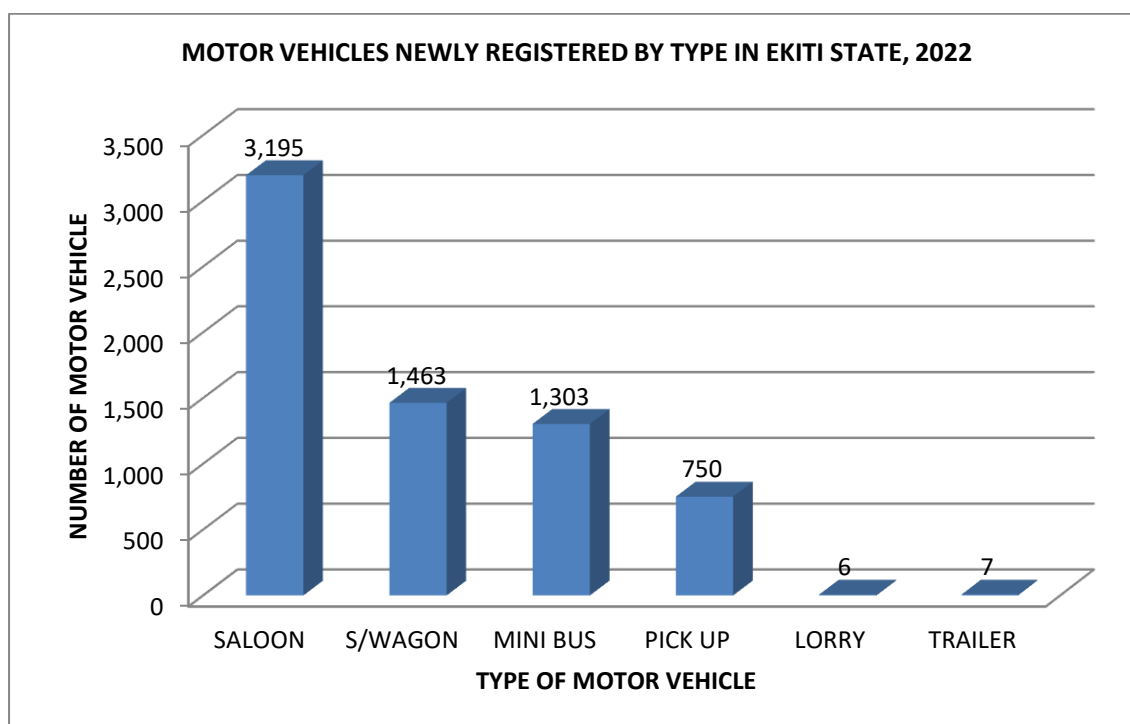


**TABLE 1.1:**

**DISTRIBUTION OF MOTOR VEHICLES NEWLY PURCHASED BY TYPE IN EKITI STATE, 2020**

TYPE OF MOTOR VEHICLE		2020	%
JAN - DEC	SALOON	1,506	49.39
	S/WAGON	746	24.47
	MINI BUS	464	15.22
	PICKUP	258	8.46
	LORRY	75	2.46
	TRAILER	0	0
TOTAL		3,049	100

**Fig. 1**



**TABLE 1.2:**  
**OWNERSHIP OF NEWLY REGISTERED MOTOR VEHICLES IN**  
**EKITI STATE, 2020**

YEAR	OWNERSHIP	NUMBER REGISTERED	PERCENTAGE
2020	PRIVATE	2,231	73.17
	COMMERCIAL	738	24.21
	GOVT. CORP.	50	1.64
	UNSTATED	30	0.98
	TOTAL	3,049	100

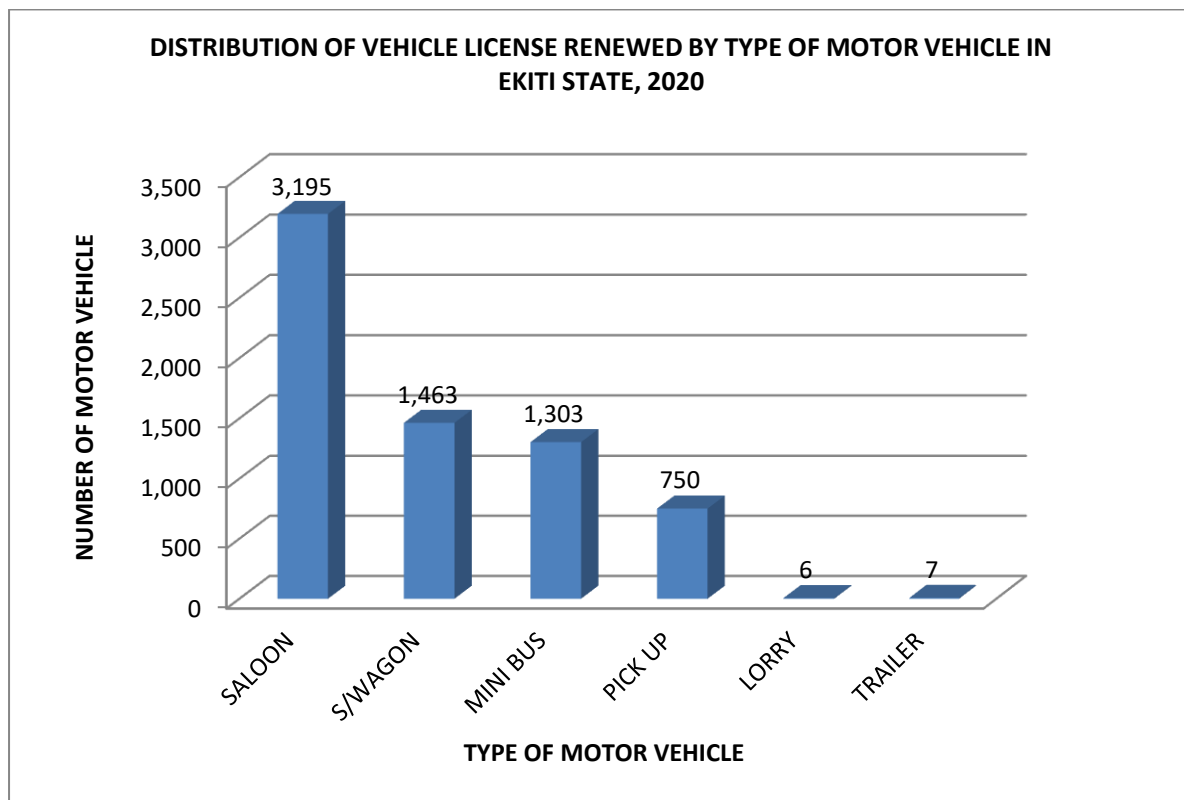
**TABLE 1.3:**  
**OWNERSHIP OF VEHICLE LICENSES RENEWED IN EKITI**  
**STATE, 2020**

YEAR	OWNERSHIP	NUMBER RENEWED	PERCENTAGE
2020	PRIVATE	5,256	78.16
	COMMERCIAL	1,469	21.84
	TOTAL	6,725	100

**TABLE 1.4:**  
**DISTRIBUTION OF VEHICLE LICENSES RENEWED BY TYPE OF**  
**MOTOR VEHICLES IN EKITI STATE, 2020**

MONTH	TYPE OF MOTOR VEHICLE	2020	%
JAN - DEC	SALOON	3,195	47.51
	S/WAGON	1,463	21.76
	MINI BUS	1,303	19.39
	PICKUP	750	11.15
	LORRY	6	0.09
	UNSTATED	7	0.10
<b>TOTAL</b>		6,725	100

*Fig. 2*





**TABLE 1.5:**  
**NUMBER OF RENEWED VEHICLE LICENCES BY USE OF THE**  
**VEHICLE IN EKITI STATE, 2020**

YEAR	USE	NUMBER OF LICENCE RENEWED	PERCENTAGE
2020	COMMERCIAL	1,469	21.84
	PRIVATE	5,256	78.16
	TOTAL	6,725	100

## **CHAPTER TWO**

The chapter contains information on the number of motorcycles newly purchased according to their type, uses and ownership.

Table 2.1 shows that 3,192 motorcycles were newly registered in Ekiti State in 2020 out of which 2,152 (67.4%) newly registered motorcycles were used for commercial purposes, 38 (1.2%) motorcycles were for official use, while 1,002(31.4%) for private use.

The distribution of newly purchased motorcycles according to their brands/maker was contained in table 2.2. It was revealed that 2,230 (70%) out of 3,192 were BAJAD product followed by TVS meanwhile JINCHENG,( 0.4%), HAJOUÉ(0.4% ) and SUZUKI(0.19% ) products were not so much demanded for in 2020.

Record of owner of motorcycles who renewed their licenses is presented in table 2.3. The total number of motorcycles licenses renewed in 2020 was 333 out of which 100( 30%) owners of commercial motorcycles renewed their licenses and the rest of 70 % were private owners in 2020.

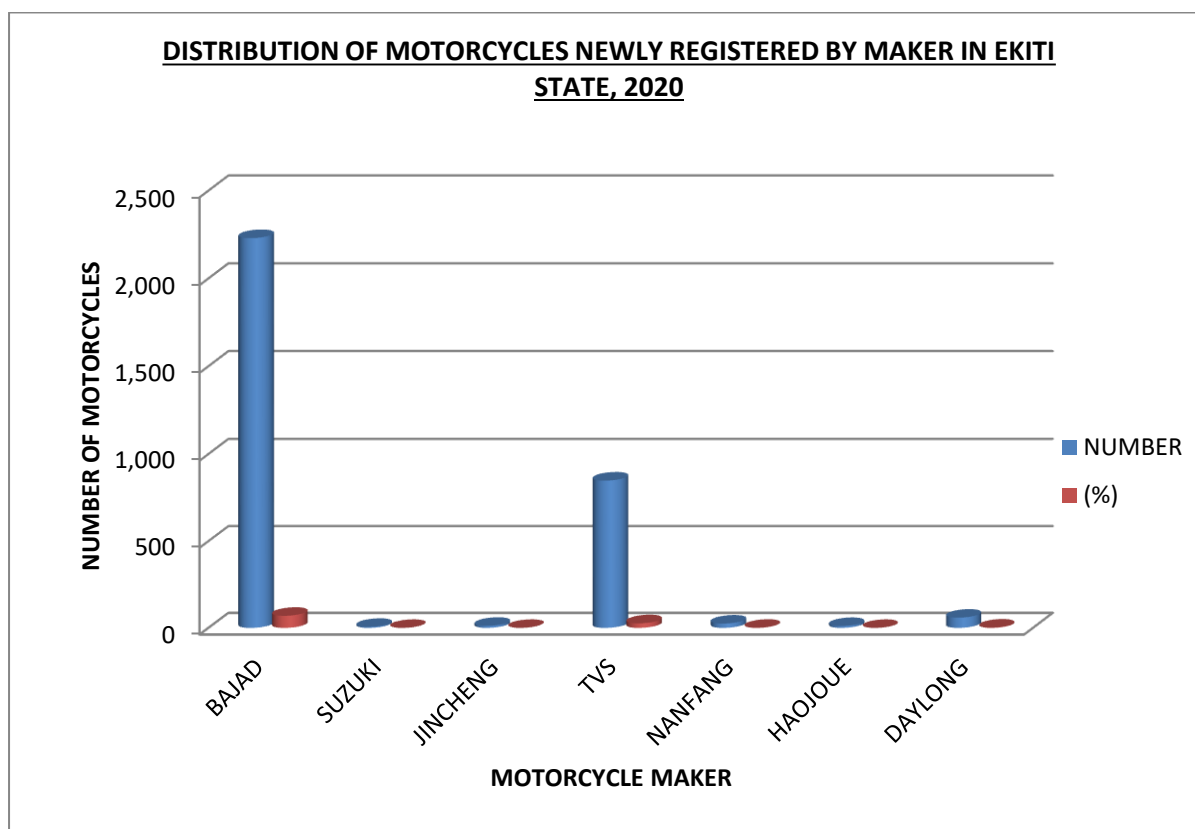
**TABLE 2.1:****OWNERSHIP OF MOTORCYCLES NEWLY REGISTERED IN EKITI STATE, 2020**

YEAR	OWNERSHIP	NUMBER NEWLY REGISTERED	PERCENTAGE
2020	GOVERNMENT	38	1.19
	COMMERCIAL	2,152	67.42
	PRIVATE	1,002	31.39
	<b>TOTAL</b>	<b>3,192</b>	<b>100</b>

**TABLE 2.2:****DISTRIBUTION OF MOTORCYCLES NEWLY REGISTERED BY MAKER IN EKITI STATE, 2020**

YEAR	2020	
PRODUCT MAKER	NUMBER	(%)
BAJAD	2,230	69.86
SUZUKI	6	0.19
JINCHENG	12	0.38
TVS	849	26.60
NANFANG	25	0.78
HAOJOU	11	0.35
DAYLONG	59	1.85
<b>TOTAL</b>	<b>3192</b>	<b>100</b>

**Fig 3**



**TABLE 2.3:**

**OWNERSHIP OF MOTORCYCLE LICENCES RENEWED IN EKITI STATE, 2020**

YEAR	OWNERSHIP	NUMBER OF LICENCES RENEWED	PERCENTAGE
2020	COMMERCIAL	100	30.0
	PRIVATE	233	70.0
	<b>TOTAL</b>	<b>333</b>	<b>100</b>

## **CHAPTER THREE**

Information on the classes of driving license issued in Ekiti in the year 2020 was contained in this chapter. A total of 3,690 licenses issued by the concerned authority were categorized from A-G. The chapter also contains information about monthly record of motor vehicle licenses renewed in the State in the year 2020.

The highest number of motor vehicle licenses renewed occurred in the month of December being 1,545(23% ) and the least of 25(0.37%) was in April. See Table 3.3 for details.

A total of 5,535 learner permits were issued in 2020 with the highest of 837 in the month of June while only 02 were issued in the month of April 2020, details in table 3.4

**TABLE 3.1:**

**MONTHLY RECORD OF DRIVING LICENSES ISSUED BY  
CATEGORY IN EKITI STATE, 2020**

S/N	MONTH	CLASS							TOTAL
		A	B	C	D	E	F	G	
1	JANUARY	1	652	3	144	1	-	-	801
2	FABRUARY	1	249	3	35	1	-	-	289
3	MARCH	-	395	3	97	2	3	-	500
4	APRIL	-	-	-	-	-	-	-	-
5	MAY	-	-	-	-	-	-	-	-
6	JUNE	1	223	-	14	-	-	-	238
7	JULY	-	194	-	92	-	-	-	286
8	AUGUST	4	302	2	112	2	2	-	424
9	SEPTEMBER	1	210	-	81	1	-	-	293
10	OCTOBER	-	98	-	38	1	-	-	137
11	NOVEMBER	1	157	2	104	2	-	-	266
12	DECEMBER	1	281	1	172	1	1	-	456
	<b>TOTAL</b>	<b>9</b>	<b>2761</b>	<b>14</b>	<b>889</b>	<b>11</b>	<b>6</b>	<b>-</b>	<b>3690</b>

**TABLE 3.2:**

**DRIVING LICENCES RENEWED BY CLASS IN THE STATE  
CAPITAL EKITI STATE, 2020**

S/N	REGISTRATION POINT	CLASS							TOTAL
		A	B	C	D	E	F	G	
1	ADO	21	259	-	114	-	-	-	394
	PERCENTAGE	5.3	65.7	0	29.0	0	0	0	100

**TABLE 3.3**

**MONTHLY RECORD OF MOTOR VEHICLE LICENSES RENEWED  
IN EKITI STATE, 2020**

<b>MONTH</b>	<b>NUMBER OF LICENSE RENEWED</b>	<b>%</b>
JAN	539	8.01
FEB	852	12.67
MAR	483	7.18
APRIL	25	0.37
MAY	298	4.43
JUN	697	10.36
JULY	579	8.61
AUG	501	7.45
SEPT	253	3.76
OCT	481	7.15
NOV	472	7.02
DEC	1,545	22.97
<b>TOTAL</b>	<b>6,725</b>	<b>100</b>

**TABLE 3.4:**

**MONTHLY RECORD OF LEARNER'S PERMITS ISSUED BY  
LICENCING AUTHORITY IN THE STATE CAPITAL, 2020**

<b>MONTH</b>	<b>YEAR</b>	
	<b>2020</b>	<b>%</b>
JAN	622	11.24
FEB	7	0.13
MARCH	295	5.33
APRIL	2	0.04
MAY	187	3.38
JUNE	837	15.12
JULY	730	13.19
AUG	774	13.98
SEP	755	13.64
OCT	398	7.19
NOV	575	10.39
DEC	353	6.38
<b>TOTAL</b>	<b>5,535</b>	<b>100%</b>



## CHAPTER FOUR

The chapter contains information about the number of road accidents by type, number of vehicles involved, casualties, and local government of occurrence in 2020. Table 4.1 shows that the total number of road accidents that occurred were 94, which involved 446 persons and 151 vehicles. Out of these, 19 were fatal, 70 serious, 5 were just minor accidents with 25 deaths in all.

Table 4.2 shows that more male were involved, killed and injured in road accidents than female in 2020. Out of the 321 involved, 19 male were killed, 148 injured, as against the 125 female involved with 6 deaths and 65 injured.

Table 4.3 contains information on road accidents based on days of the week. The table shows that more than 10 road accidents occurs daily.

Information on analysis of road accidents by time of occurrence shows that most accidents occurred in the morning and afternoon. See table 4.4

It was observed from table 4.5 that cars and motorcycles are mostly involved in road accidents followed by bus.

Table 4.7 presents information on the age group of road accident victims. Out of 446 persons involved, 312 victims were in the range of 18 – 40 years followed by age group 41-60 with 59 people.

Table 4.8 shows that adults are more involved in road accidents with 403(90.36%) persons and 43(9.64%) children.

**2020 RTC ANNUAL REPORT INPUTS FROM RS8.2 EKITI STATE SECTOR  
COMMAND AND ITS COMPONENT UNIT COMMANDS OF RS8.21 IDO, RS8.22  
0MUOOKE AND RS8.23 EFONALAAYE AND RS8.24 OYE**

**TABLE 4.1**

MONTH	NO OF RTC	VEH. INV	TOTAL FATAL	TOTAL SERIOUS	TOTAL MINOR	NO OF PEOPLE	TOTAL INJURED	TOTAL KILLED	TOTAL CASUALTY
JANUARY	10	13	02	08	0	28	15	03	18
FEBUARY	11	17	03	08	0	66	32	05	37
MARCH	10	17	0	10	0	39	21	0	21
APRIL	03	04	0	03	0	12	07	0	07
MAY	03	04	0	03	0	10	05	0	05
JUNE	05	06	01	03	01	10	07	01	08
JULY	07	11	02	05	0	24	17	03	20
AUGUST	11	20	02	07	02	50	27	03	30
SEPTEMBER	04	06	01	03	0	23	11	01	12
OCTOBER	08	13	02	04	02	50	10	03	13
NOVEMBER	13	23	03	10	0	76	37	03	40
DECEMBER	09	17	03	06	0	58	24	03	27
<b>TOTAL</b>	<b>94</b>	<b>151</b>	<b>19</b>	<b>70</b>	<b>05</b>	<b>446</b>	<b>213</b>	<b>25</b>	<b>238</b>

**TABLE 4.2**

GENDER ANALYSIS IN 2020 AND THE LAST 3 YEARS ON STATE BASIS

YEAR	PEOPLE INVOLVED		KILLED		INJURED	
	MALE	FEMALE	MALE	FEMALE	MALE	FEMALE
2020	321	125	19	06	148	65
2019	368	260	17	15	152	109
2018	356	132	22	9	163	70
2017	260	129	23	5	105	62

**TABLE 4.3****RTC DAY OF THE WEEK ANALYSIS IN 2020 AND THE LAST 3 YEARS**

<b>YEAR</b>	<b>SUNDAY</b>	<b>MONDAY</b>	<b>TUESDAY</b>	<b>WEDNESDAY</b>	<b>THURSDAY</b>	<b>FRIDAY</b>	<b>SATURDAY</b>
<b>2020</b>	16	17	14	13	12	11	11
<b>2019</b>	10	11	15	12	14	08	17
<b>2018</b>	11	14	04	09	10	07	16
<b>2017</b>	09	05	14	10	09	03	07

**TABLE 4.4****RTC TIME OF THE DAY ANALYSIS IN 2020 AND THE LAST 3 YEARS**

<b>YEAR</b>	<b>MORNING</b>	<b>AFTERNOON</b>	<b>EVENING</b>	<b>NIGHT</b>
<b>2020</b>	36	37	17	04
<b>2019</b>	27	35	10	12
<b>2018</b>	29	19	20	03
<b>2017</b>	23	10	17	07

**TABLE 4.5****CATEGORIES OF VEHICLES INVOLVED IN RTC 2020 AND THE LAST 3 YEARS**

<b>YEAR</b>	<b>CAR</b>	<b>BUS</b>	<b>MINI BUS</b>	<b>M/C</b>	<b>TNK</b>	<b>TRL</b>	<b>TRK</b>	<b>P/UP</b>	<b>TRICYCLE</b>
<b>2020</b>	54	21	08	53	04	02	07	02	0
<b>2019</b>	58	26	06	21	03	03	12	04	0
<b>2018</b>	63	15	02	28	0	0	12	07	0
<b>2017</b>	34	18	03	24	0	01	11	06	0

**TABLE 4.6****MAJOR CAUSES OF RTC IN 2020 ON STATE BASIS AND IN THE LAST 3 YEARS.**

<b>YEAR</b>	<b>SPV</b>	<b>LOC</b>	<b>BFL</b>	<b>DGD</b>	<b>WOV</b>	<b>TBT</b>
<b>2020</b>	54	25	10	07	10	03
<b>2019</b>	46	26	07	01	09	01
<b>2018</b>	38	18	11	09	18	01
<b>2017</b>	24	18	12	09	04	03

**TABLE 4.7****AGE CLASSIFICATION OF RTC VICTIMS IN 2020 AND THE LAST 3 YEARS.**

<b>YEAR</b>	<b>&gt;3</b>	<b>3-9</b>	<b>10-17</b>	<b>18-40</b>	<b>41-60</b>	<b>ABOVE 60</b>
<b>2020</b>	08	12	23	312	59	32
<b>2019</b>	09	13	18	365	138	85
<b>2018</b>	03	04	07	304	102	68
<b>2017</b>	04	12	18	219	114	22

**TABLE 4.8****CATEGORIES OF PEOPLE INVOLVED IN RTC IN 2020 AND LAST 3 YEARS.**

<b>YEAR</b>	<b>DRIVER</b>	<b>PASSENGER</b>	<b>PEDESTRIAN</b>	<b>ADULT</b>	<b>CHILD</b>
<b>2020</b>	151	286	09	403	43
<b>2019</b>	138	479	11	588	40
<b>2018</b>	127	353	08	474	14
<b>2017</b>	97	286	06	355	34

**ROUTE ANALYSIS OF RTC IN 2020.****\*RS8.2 EKITI STATE SECTOR COMMAND, ADO-EKITI.**

<b>ADO TOWNSHIP</b>	<b>ADO-IGEDE</b>	<b>ADO-IFAKI</b>	<b>ADO-AFAO</b>	<b>ADO-ILAWE-IGBARAODO</b>	<b>ADO-AKURE</b>	<b>ADO-IKARE</b>	<b>ADO-ISE</b>
12	02	10	02	02	16	02	0

**\*RS8.21 IDO-EKITI UNIT COMMAND.**

IDO TOWNSHIP	IDO-OMUARAN	IDO-IYE	IDO-IKOLE	IDO-ARAMOKO	IDO-OKEMESI	IDO-IGEDE	IDO-USI	IDO-ADO
01	03	0	0	0	0	01	0	03

**\*RS8.21<sup>A</sup> IJURIN-EKITI OUT POST.**

IJURIN TOWNSHIP	IJURIN-IPOTI	IJURIN-ARA	IJURIN-OKEORO	IJURIN-OKEMESI	IJURIN-ARAMOKO
0	0	01	0	0	0

**\*RS8.22 OMUOOKE-EKITI COMMAND.**

OMUOOK E TOWNSHIP	OMUOOKE-KABBA	OMUOOKE-IKOLE	OMUOOKE-ISINBODE	OMUOOKE-IKARE	OMUOOKE-ILASA
0	06	04	0	0	04

**\*RS8.23 EFON ALAAYE UNIT COMMAND.**

EFON TOWNSHIP	EFON-ARAMOKO	EFON-IWARAJA	EFON-ERIO	EFON-IJEBUJESHA	EFON-OKEMESI
0	04	03	01	06	0

**\*RS8.24 OYE-EKITI USINT COMMAND.**

OYE TOWNSHIP	OYE-IFAKI	OYE-IKOLE	OYE-ILEJEMEJE
0	10	02	02

**MAJOR BLACK SPOTS IN THE DEPARTMENT/UNIT, PROVIDING NUMBER OF CRASHES THAT OCCURRED IN THE AREAS IN THE LAST 3 YEARS**

**I. “AKANASAN SLOPPY AREA ALONG ADO AND IGEDE ROUTE (ABOUT 10KM FROM THE BASE)”**

<b>YEAR</b>	<b>No. OF CRASH</b>
2020	1
2019	4
2018	2
2017	6

**II. “FABOL FILLING STATION AREA ALONG EFON – ARAMOKO ROUTE”**

<b>YEAR</b>	<b>No. OF CRASH</b>
2020	3
2019	2
2018	4
2017	2

## **CHAPTER FIVE**

### **VEHICLE IDENTIFICATION CODES**

Records of vehicles identification codes and major motor parks by local government areas are contained in this chapter.

Table 5.1 shows sixteen (16) Local government areas in the state with their corresponding vehicle registration codes.

Table 5.2 shows the list of major motor parks per local government in the state.



**TABLE 5.1:****LOCAL GOVERNMENT AREAS IN EKITI STATE AND MOTOR  
REGISTRATION CODES AS AT 2020**

<b>S/N</b>	<b>LOCAL GOVERNMENT AREAS</b>	<b>MOTOR VEHICLE REGISTRATION CODE</b>
1	ADO	ADK
2	EFON	EFY
3	EKITI EAST	MUE
4	EKITI S/WEST	LAW
5	EKITI WEST	AMK
6	EMURE	EMR
7	GBONYIN	DEA
8	IDO/OSI	DEK
9	IJERO	JER
10	IKERE	KER
11	IKOLE	KLE
12	ILEJEMEJE	YEK
13	IREPODUN/IFELODUN	GED
14	ISE/ORUN	SSE
15	MOBA	TUN
16	OYE	YEE

**TABLE 5.2****NAMES OF MAJOR MOTOR PARKS BY LGA**

LOCAL GOVT.AREA	NAMES OF MAJOR MOTOR-PARKS		
	MOTOR PARK ONE	MOTOR PARK TWO	MOTOR PARK THREE
ADO EKITI	New Garage	Ikare Garage	Akure Garage
EFON	Efon Central	Itawure	
EKITI EAST	Kota Garage	Omu-Oke	Obadore
EKITI SOUT WEST	Ilawe	Igbara Odo	Ogotun
EKITI WEST	Aramoko Central	Okemesi	
EMURE	Emure Central	Eporo	
GBONYIN	Ode Garage	Aisegba Garage	Agbado
IDO/OSI	Ido Central	Ifaki Garage	Ayetoro
IJERO	Ijero Central	Ikoro	Iloro
IKERE	Old Garage	Oke Osun Garage	Ise Junction
IKOLE	Ikole Central	Ayedun	Ilupeju
ILEJEMEJE	Iye	Iludun	
IREPODUN/ IFELODUN	Igede Central	Igbemo Central	Iyin Central
ISE/ORUN	Ise Central		
MOBA	Otun Central	Igogo	
OYE	Oye Central	Ayede	Ire Central



*...Ilẹ̀ Iyì, Ilẹ̀ Èyẹ*

