



...Ilẹ̀ Iyì, Ilẹ̀ Èyẹ



DIGEST OF MANPOWER STATISTICS STATISTICS, 2021

Produced by:

EKITI STATE BUREAU OF STATISTICS



EKITI STATE OF NIGERIA

DIGEST OF MANPOWER STATISTICS

IN

EKITI STATE 2021



PRODUCED BY
Bureau of Statistics,
Ekiti State, Nigeria

FORWARD

The digest of Ekiti State Manpower Statistics is a publication that shows basic statistical information about the workforce of the state public service. The 2021 edition covers the entire public service of Ekiti State but data on the local government staff and the staff of Ekiti State University were not covered due to late response from the affected establishments.

The document is segmented into three sections. Section one contains the summary of the personnel in Ekiti state public service by gender, section two contains the analysis of Ekiti state manpower by length of service, grade level, age group, cadre, and local government of origin, other parameters used for classification are qualification, nature of appointment, length of service and reason for leaving the service, and nature of training, while section three contains the table of analysis.

The Statistician General
Ekiti State Bureau of Statistics
Ado Ekiti

TABLE OF CONTENTS

Title Page	
Foreword	i
Table of Contents	ii-iii
Observations from Table of Analysis	iv-vii

TABLES	DESCRIPTION	PAGE
SECTION ONE		
1.1	Summary of personnel in Ekiti State Public Service by Gender, 2021	1
SECTION TWO		
2.1	Distribution of Ekiti State Public Service Personnel by Length of Service, 2021	2
2.2	Distribution of Ekiti State Public Service Personnel by Grade Level, 2021	3
2.3	Distribution of Ekiti State Public Service Personnel by Cadre, 2021	4
2.4	Distribution of Ekiti State Public Service Personnel by Age, 2021	5
2.5	Distribution of Ekiti State Public Service Personnel by Local Government of Origin, 2021	6
2.6	Distribution of Ekiti State Public Service Personnel by Qualification, 2021	7
2.7	Distribution of Ekiti State Public Service Personnel by Nature of Appointment, 2021	8
2.8	Distribution of Ekiti State Public Service Personnel by Length of Service before Disengagement, 2021	9
2.9	Distribution of Ekiti State Public Service Personnel by Reason for Retirement, 2021	10

2.10	Distribution of Ekiti State Public Service Personnel Trained by Nature of Training, 2021.	11
SECTION THREE		
3.1	Ekiti State Public Service Personnel Classified by Gender and Length of Service, 2021.	12
3.2	Ekiti State Public Service Personnel Classified by Gender and Grade Level, 2021.	16
3.3	Ekiti State Public Service Personnel Classified by Gender and Cadre, 2021.	20
3.4	Ekiti State Public Service Personnel Classified by Gender and Age, 2021.	24
3.5	Ekiti State Public Service Personnel Classified by Gender and Local Government of Origin, 2021.	28
3.6	Ekiti State Public Service Personnel Classified by Gender and Qualification, 2021.	36
3.7	Ekiti State Public Service Personnel Classified by Gender and Nature of Appointment, 2021.	40
3.8	Ekiti State Public Service Personnel Classified by Gender and Length of Service at Retirement, 2021.	44
3.9	Ekiti State Public Service Personnel Classified by Gender and Reasons for Leaving Service, 2021	48
3.10	Ekiti State Trained Public Service Personnel Classified by Gender and Nature of Training, 2021.	52

OBSERVATIONS FROM THE TABLE OF ANALYSIS ON MANPOWER STATISTICS

The digest was arranged into three sections. Section one and two gives a summary report of the state manpower while section three shows the table of analysis.by:

- i. Length of service
- ii. Grade level
- iii. Cadre
- iv. Age
- v. Local Government of origin
- vi. Qualification
- vii. Nature of Appointment.
- viii. Length of service before disengagement.
- ix. Reason for leaving the service.
- x. Nature of Training.

Section one explains the overall summary of the entire personnel in Ekiti State Public service by gender. Table1.1 shows that the total number of personnel in the government establishments as at 31st December 2021, is 32,122 (excluding the Local Government staff and the staff of the Ekiti State University) also the ratio of male to female personnel is 39.14% : 60.86% .

Section two reveals information on the categorization of personnel by various parameters.

Table 2.1 focuses on the length of service of public servants in the State in 2021. Officers who have spent between 15-19(28.11%) years had the highest percentage of the total work force followed by those with 10-14 (20.96 %) years, and the least percentage of (0.26 %) were those who have spent between 30-35years.

Table 2.2 reflects categorization of officers by salary grade level. Officers on GL 01-06 classified as junior staff has 20.02 % of the total workforce, about three-fifth (i.e. 55.82%) of the personnel were in the middle level (GL 07-13), those on management level (GL 14-17) stood at 22.49 % while those on consolidated salary had a very low percentage of 0.36% of the total workforce.

Table 2.3 shows the analysis of the Public Servants in the State by Cadre such as Managerial, Administrative, Professional, Technical, Clerical/Executive and others. It is observed that 1.43% were on managerial cadre while administrative officer, professional, clerical/executive and service/technical cadre had 3.86 %, 59.05%,14.27% and 12.93% respectively.

It was observed that the classification of personnel by age group shows that officers below age 30 were only 3.55 % followed by those between 30-39 years (23.69 %) while officers less than age 50 and above had the least of (32.28%). See Table 2.4

It is necessary to note that the highest number of personnel in Ekiti State were from Ado Local Government with 10.04 % followed by Irepodun/Ifelodun, Ido-Osi, Oye and Ikole Local Government with 8.65%, 7.75%, 7.59% and 7.48% respectively. The least number of personnel were from Ilejemeje with 1.87 percent. (See table 2.5 for details)

There were a total of 32,122 work force in the public service. Categorization by highest degree shows that University graduates were 11,889 (37.00 %), HND graduates were 2,496 (7.77%) other Post-Secondary School certificates holders (National Certificate of Education, National Diploma) had 16.82% , 7.8% respectively. The School Certificate holders and those with lower qualification were 19.56% and 9.81%.

Record of personnel by nature of appointment which are permanent/contract/temporary appointment was contained in table 2.7. It was observed that officers on permanent appointment were 32,912 (94.38%),contract appointment were 272 (0.83%) while officers on Temporary Appointment and others were 1579 (4.80%).

Table 2.8 shows the distribution of officers that exited the service by length of service. From the table, 429 officers (38.9%) left the service after 30-35 years, those that left service having spent 20-29 years were 319 (29.13%), while those that disengaged before 10 years in service were 124 (11.32%).

Table 2.9 reveals information on public officers that left service by reasons. A total of 1095 officers left the service in the year under review shows that those that left by voluntary retirement were 642 (58.6%), compulsory retirement were 125 (11.4%), those that resigned their appointment were 237 (21.6%), also the appointment of 15 (1.4%) officers was terminated, 6 (0.5%) officers were dismissed while 67 (6.1%) personnel died in active service.

Table 2.10 reveals information about capacity development of the personnel in the state. A total of 2632 (8.18%) personnel benefitted from one form of training or the other in the Civil Service work force. The personnel who enjoyed local-in service training had the highest figure of 2018 (76.67%) followed by those on Study leave with pay given as 13.26%, study leave without pay (3.31%), international – in - service training was 1.24% and those on sabbatical leave were 2.85%.

SECTION ONE

TABLE 1.1

SUMMARY OF PERSONNEL IN PUBLIC SERVICE BY GENDER IN EKITI STATE, 2021.

NO OF ESTABLISHMENT		NO OF PERSONNEL		TOTAL NO OF PERSONNEL
		MALE	FEMALE	
TOTAL		12573	19549	32122
%		39.14	60.86	100

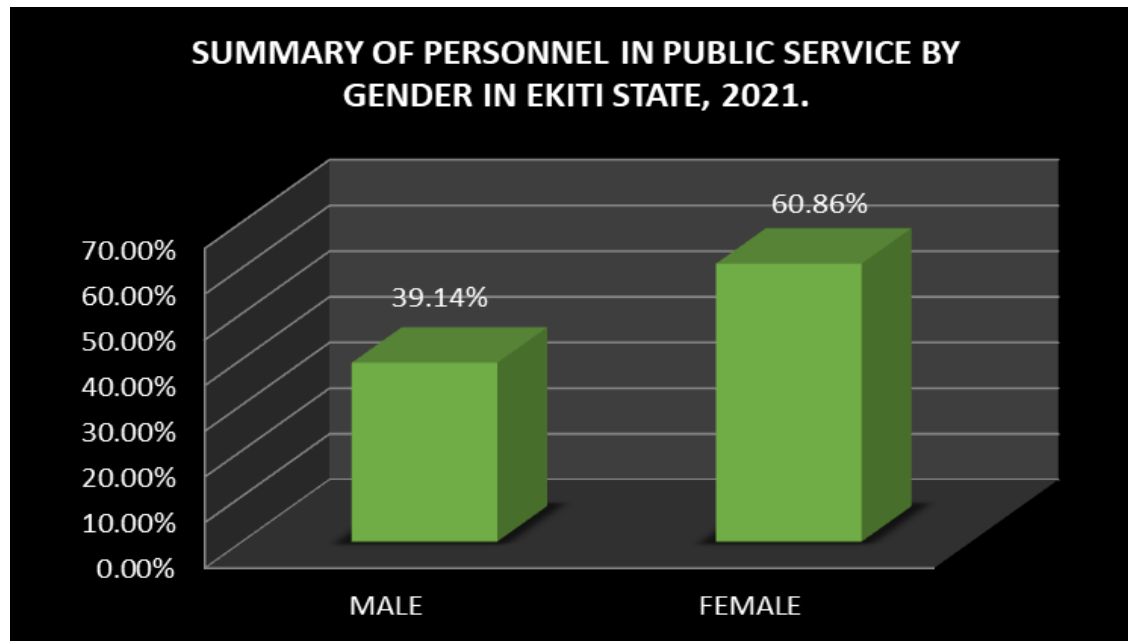


FIG: 1

SECTION TWO

TABLE 2.1
DISTRIBUTION OF PUBLIC SERVICE PERSONNEL BY LENGTH OF SERVICE IN EKITI STATE 2021.

LENGTH OF SERVICE	<5	05-09	10-14	15-19	20-24	25-29	30-34	35>	TOTAL
NO OF PERSONNEL	1,959	2,712	6,732	9,026	5,869	3,508	2,231	82	32,122
%	6.10	8.44	20.96	28.11	18.27	10.92	6.95	0.26	100

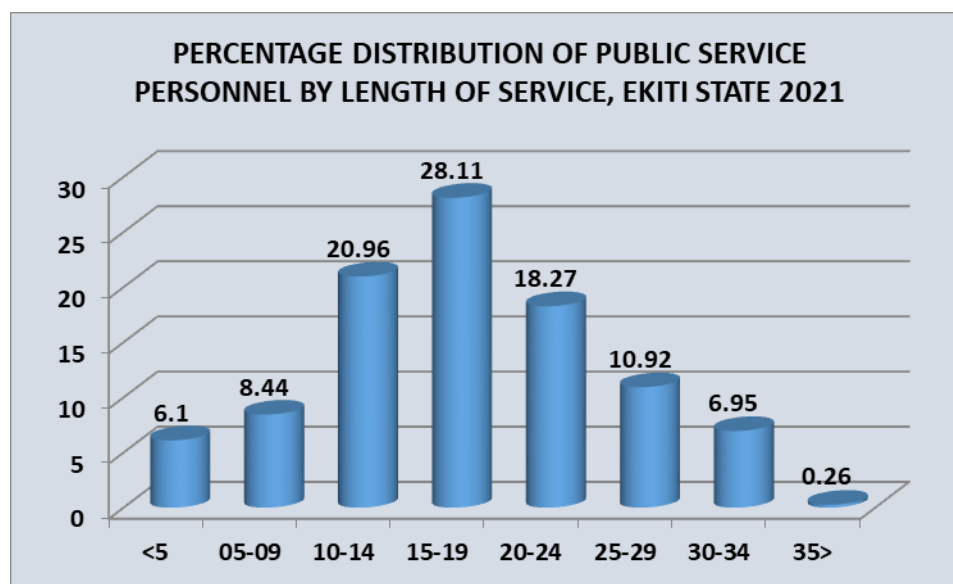


FIG:2.1

TABLE 2.2

DISTRIBUTION OF PUBLIC SERVICE PERSONNEL BY GRADE LEVEL IN EKITI STATE, 2021.

GRADE LEVEL	01-03	04-06	07-09	10-13	14-17	CONSOLIDATED	OTHERS	TOTAL
NO OF PERSONNEL	1,632	4,800	10,111	7,817	7,224	117	421	32,122
%	5.08	14.94	31.48	24.34	22.49	0.36	1.31	100

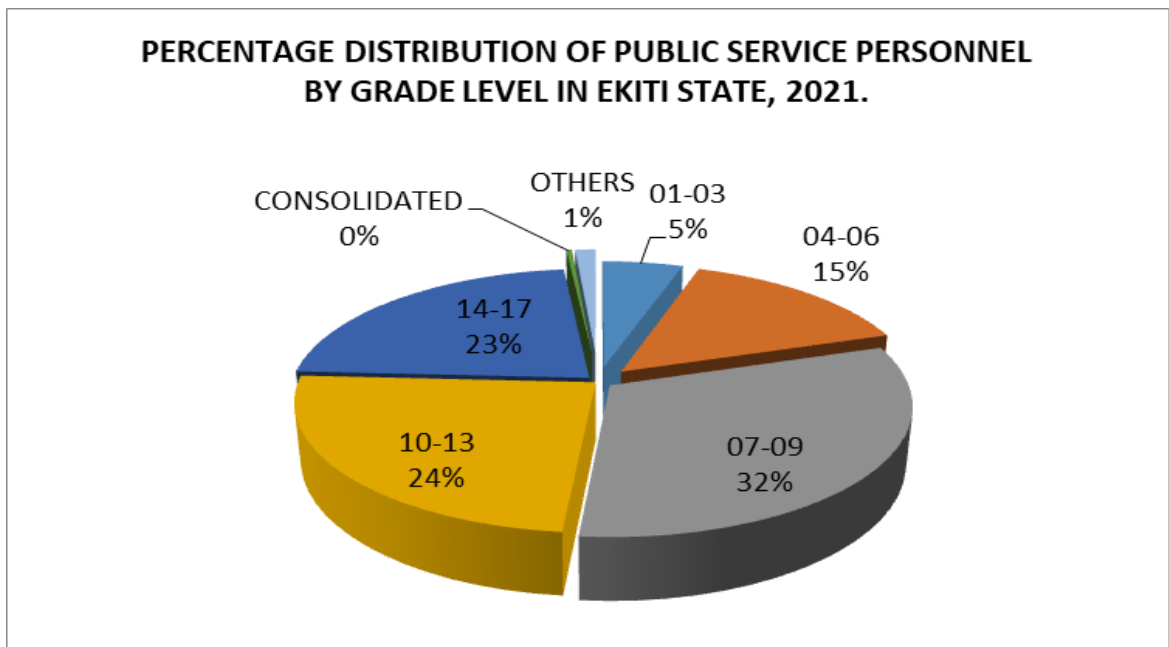


FIG:2.2

TABLE 2.3
DISTRIBUTION OF PUBLIC SERVICE PERSONNEL BY CADRE IN EKITI STATE, 2021.

CADRE	MANAGERIAL	ADMINISTRATIVE	PROFESSIONAL	TECHNICIANS	CLERICAL/ EXECUTIVE	OPERATIONS	OTHERS	TOTAL
NO OF PERSONNEL	458	1,240	18,967	1,699	4,589	4,151	1,024	32,122
%	1.43	3.86	59.05	5.29	14.27	12.92	3.19	100

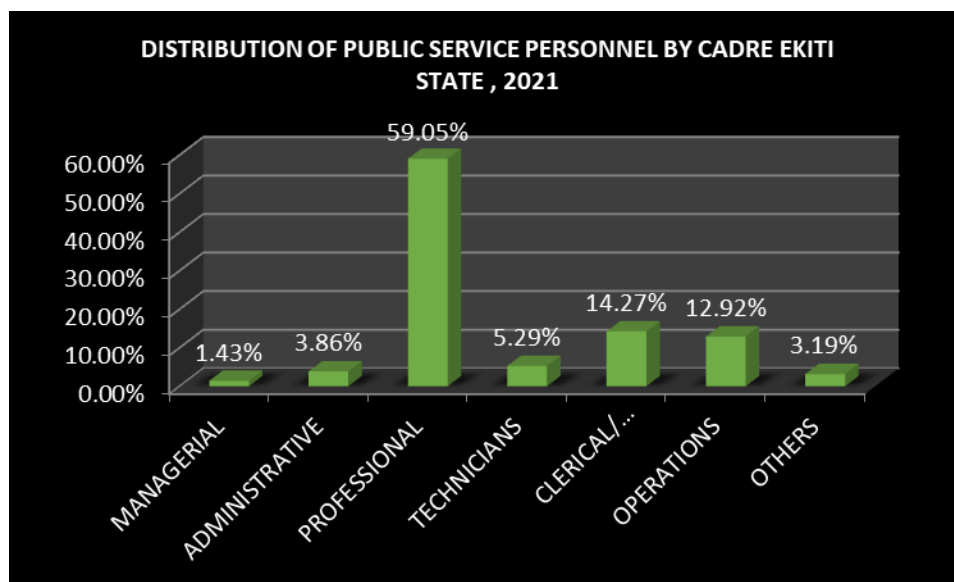


FIG: 2.3

TABLE 2.4

DISTRIBUTION OF PUBLIC SERVICE PERSONNEL BY AGE IN EKITI STATE, 2021.

AGE	<20	20-24	25-29	30-34	35-39	40-44	45-49	50-54	55-59	60+	TOTAL
TOTAL	85	221	837	2318	5293	6283	6718	5895	4164	308	32122
%	0.26	0.69	2.60	7.21	16.48	19.56	20.91	18.35	12.97	0.96	100

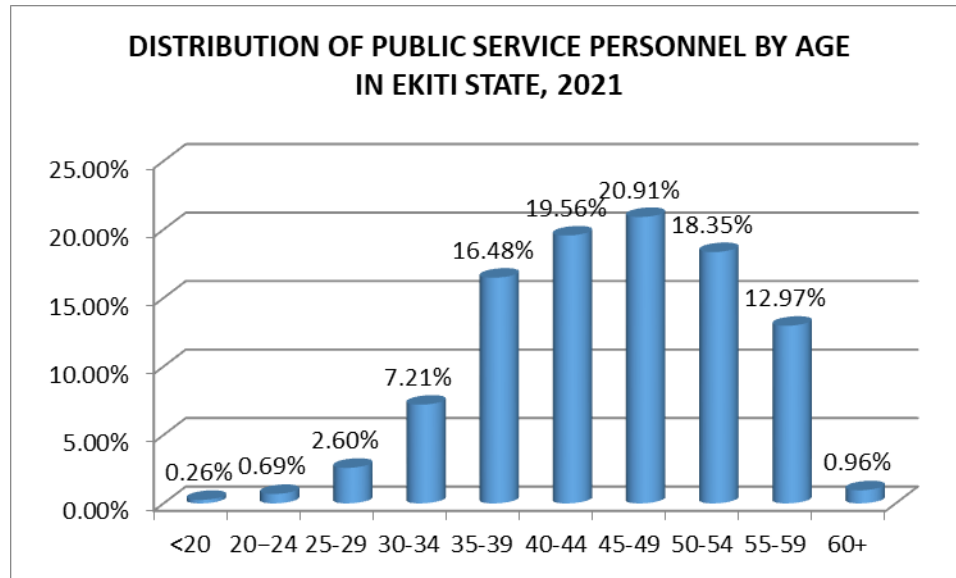


FIG: 2.4

TABLE 2.5
DISTRIBUTION OF PUBLIC SERVICE PERSONNEL BY LOCAL GOVERNMENT OF ORIGIN IN EKITI STATE,
2021.

LGA	ADO	EFON	EKITI EAST	EKITI S/W	EKITI WEST	EMURE	GBONYIN	IDO/OSI	IJERO	IKERE	IKOLE	ILEJEMEJE	IRE/IFE	ISE/ORUN	MOBA	OYE	OTHERS (NON EKITI INDIGENES)	TOTAL
TOTAL	3227	958	1979	2186	2073	962	1757	2486	2228	2107	2388	600	2779	1319	1618	2438	1017	32122
%	10.04	2.98	6.17	6.81	6.45	2.99	5.47	7.75	6.94	6.56	7.43	1.87	8.65	4.10	5.03	7.59	3.16	100

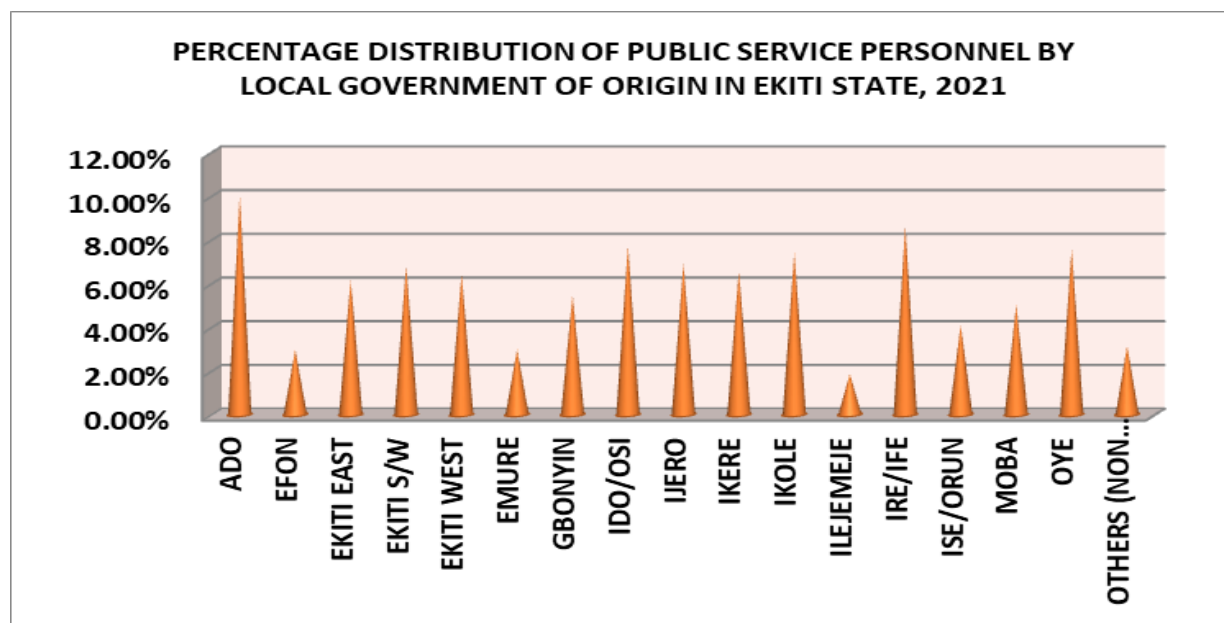


FIG: 2.5

TABLE 2.6
DISTRIBUTION OF PUBLIC SERVICE PERSONNEL BY QUALIFICATION IN EKITI STATE, 2021.

QUALIFICATION	DEGREE	HND	ND	NCE	SSCE	OTHERS	TOTAL
NO OF PERSONNEL	11889	2496	2522	5403	6662	3150	32122
%	37.00	7.77	7.80	16.82	19.56	9.81	100

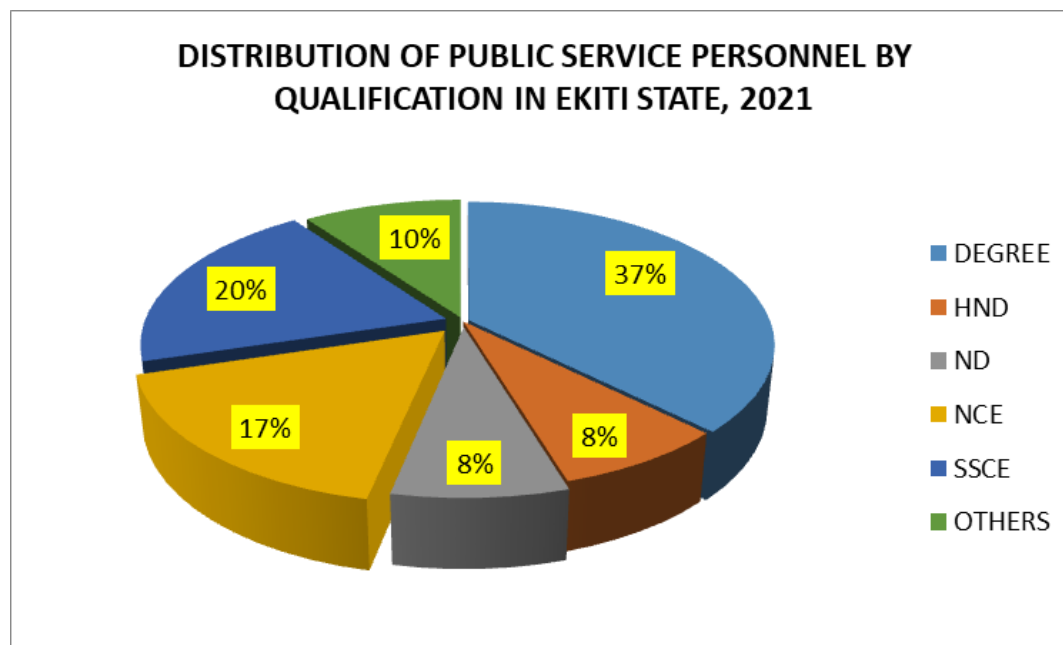


TABLE 2.7

DISTRIBUTION OF EKITI STATE PUBLIC SERVICE PERSONNEL BY NATURE OF APPOINTMENT, 2021.

NATURE OF APPOINTMENT	PERMANET APPOINTMENT	OTHERS	TOTAL
TOTAL	31061	1851	32912
%	94.38	5.62	100.00

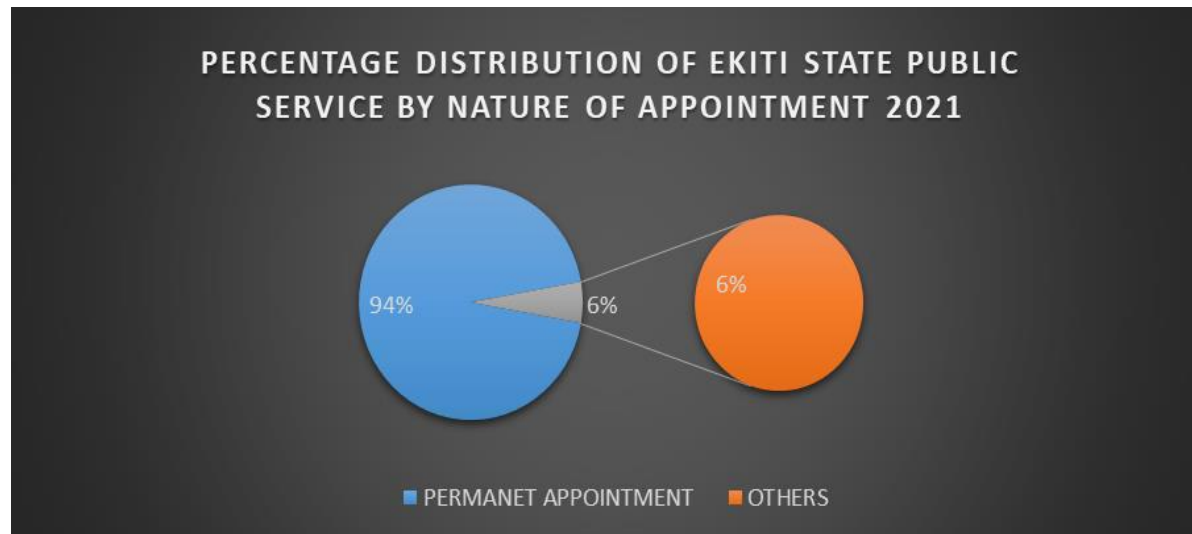


FIG:2.7

TABLE 2.8

**DISTRIBUTION OF PUBLIC SERVICE PERSONNEL BY LENGTH OF SERVICE BEFORE
DISENGAGEMENT IN EKITI STATE, 2021.**

NO OF YEAR BEFORE RETIREMENT	<10 YEAR	10-19 YEARS	20-30 YEARS	>30 YEAR	TOTAL
NO OF PERSONNEL	124	223	319	429	1095
%	11.32	20.37	29.13	38.90	100

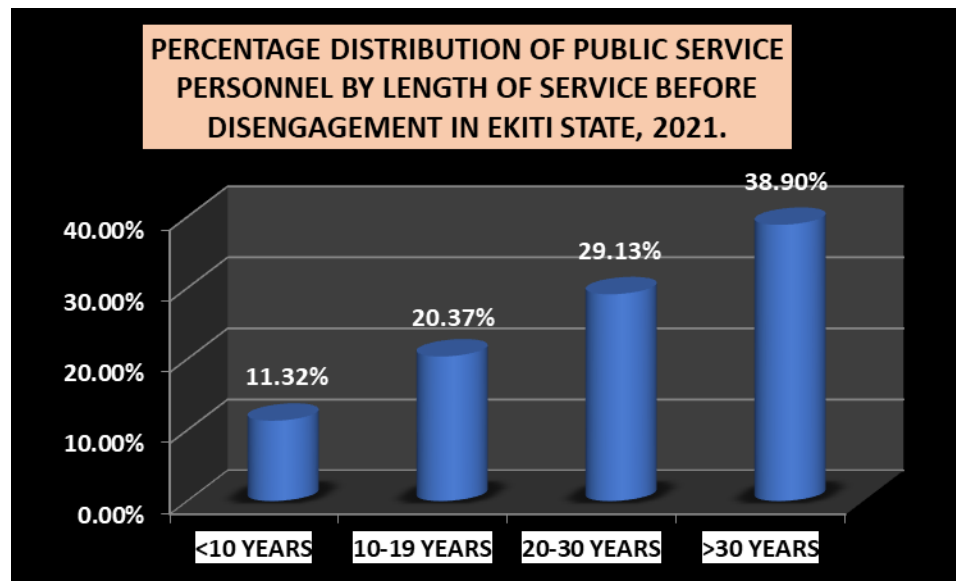


FIG:2.8

TABLE 2.9
DISTRIBUTION OF PUBLIC SERVICE PERSONNEL BY REASON FOR LEAVING THE SERVICE IN EKITI STATE,
2021.

REASON FOR LEAVING THE SERVICE	VOLUNTARY RETIREMENT	COMPULSORY RETIREMENT	RESIGNATION	TERMINATION	DISMISSAL	DEATH	OTHER	TOTAL
NO OF PERSONNEL	642	125	237	15	6	67	3	1095
%	58.6	11.4	21.6	1.4	0.5	6.1	0.3	100

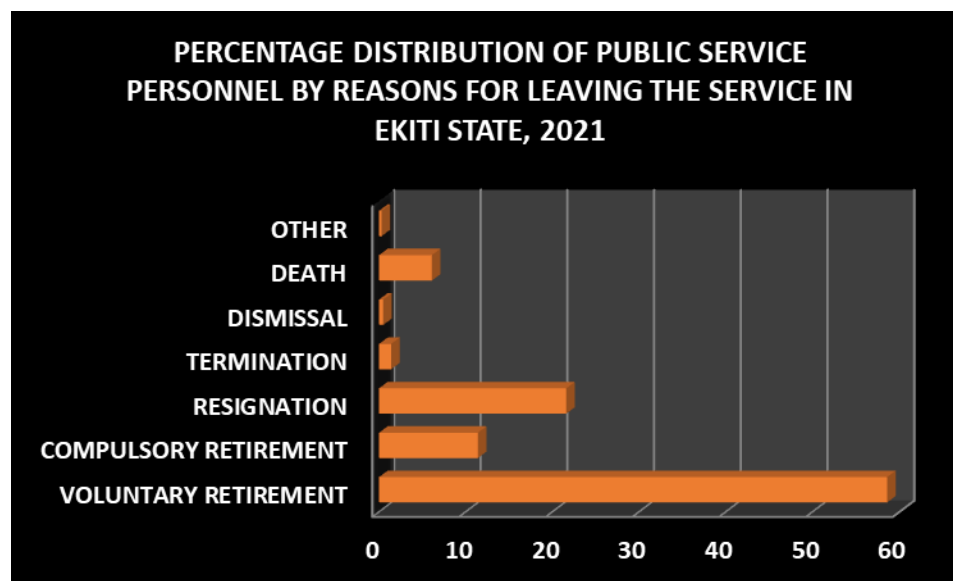
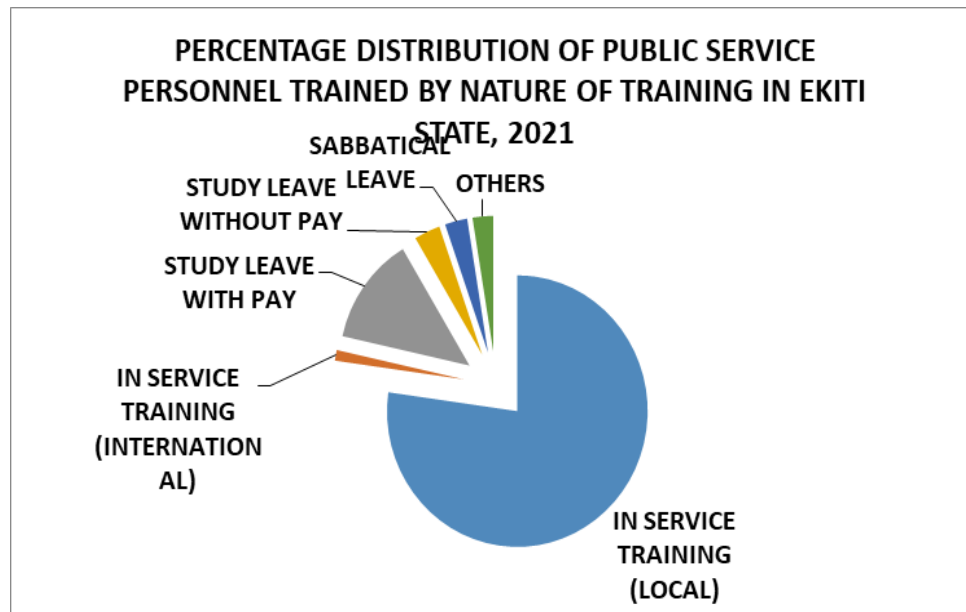


FIG: 2.9

TABLE 2.10

DISTRIBUTION OF PUBLIC SERVICE PERSONNEL TRAINED BY NATURE OF TRAINING IN EKITI STATE, 2021.

NATURE OF TRAINING	IN SERVICE TRAINING(LOCAL)	IN SERVICE TRAINING (INTERNATIONAL)	STUDY LEAVE WITH PAY	STUDY LEAVE WITHOUT PAY	SABBATICAL LEAVE	OTHERS	TOTAL
TOTAL	2081	34	349	87	75	69	2695
%	77.22	1.26	12.95	3.23	2.78	2.56	100



SECTION THREE

TABLE 3.1
PUBLIC SERVICE PERSONNEL CLASSIFIED BY GENDER AND LENGTH OF SERVICE IN EKITI STATE, 2021

S/N	MDA	<5		05-09		10-14		15-19		20-24		25-29		30-34		>35		TOTAL		GRAND TOTAL
		M	F	M	F	M	F	M	F	M	F	M	F	M	F	M	F	M	F	
1	MINISTRY OF BUDGET & ECONOMIC PLANNING	7	4	21	8	25	16	8	7	3	3	0	3	1	2	0	0	65	43	108
2	MINISTRY OF LOCAL GOVERNMENT. & COMMUNITY DEVELOPMENT	1	1	3	2	7	7	8	10	2	4	3	4	2	4	0	0	26	32	58
3	MINI. OF WOMEN AFFAIRS, GENDER EMPOWERMENT AND SOCIAL WELFARE	7	14	19	6	5	20	10	29	6	17	1	7	1	7	0	0	49	100	149
4	OFFICE OF THE DEPUTY GOVERNOR.	9	11	4	5	10	8	8	3	3	2	1	3	0	1	0	0	35	33	68
5	MINISTRY OF AGRICULTURE & NATURAL RESOURCES	24	7	26	2	56	12	36	19	39	9	21	6	45	4	0	0	247	59	306
6	EKITI STATE BOUNDARY COMMISSION	0	0	2	1	1	5	3	0	2	1	1	0	2	0	2	0	13	7	20
7	MINISTRY OF INVESTMENTS, TRADE & INDUSTRIES	9	4	11	6	7	9	38	18	18	30	14	22	19	15	0	0	116	104	220
8	MINISTRY OF ART, CULTURE AND TOURISM	12	7	14	11	8	8	10	6	14	12	9	8	3	5	2	0	72	57	129
9	MINISTRY OF EDUCATION, SCIENCE & TECHNOLOGY	52	45	68	92	54	68	63	58	48	44	19	22	0	0	0	0	304	329	633
10	MINISTRY OF FINANCE	1	1	14	5	8	10	7	13	4	5	2	6	3	5	0	0	39	45	84
11	MINISTRY OF HEALTH	3	3	11	16	36	37	14	16	2	3	8	5	7	9	0	0	81	89	170
12	MINISTRY OF JUSTICE	16	5	6	6	9	11	12	19	10	14	6	8	2	3	0	0	61	66	127
13	MINISTRY OF WORKS AND TRANSPORT	39	4	84	6	33	8	56	7	51	2	52	13	30	5	5	0	350	45	395
14	MINISTRY OF LANDS, HOUSING AND URBAN DEVELOPMENT	9	5	6	5	17	10	12	6	5	1	3	1	3	1	0	0	55	28	83
15	CIVIL SERVICE COMMISSION	3	11	2	10	8	3	6	3	3	4	1	1	3	0	0	0	26	32	58
16	MINISTRY OF YOUTH & SPORT DEVELOPMENT	0	1	5	1	2	2	4	7	2	5	0	2	3	3	0	2	16	23	39
17	STATE AUDITOR-GENERAL OFFICE	10	8	11	8	11	12	14	6	6	8	2	1	2	1	0	0	56	44	100
18	MINISTRY OF ENVIRONMENT	1	5	4	2	10	16	12	12	3	2	1	2	2	5	0	0	33	44	77
19	JUDICIAL SERVICE COMMISSION	7	4	7	8	4	7	6	0	1	3	1	0	0	0	0	0	26	22	48
20	THE JUDICIARY (HIGH COURT)	228	24	93	55	108	109	136	233	81	50	24	14	8	6	3	0	681	491	1,172

TABLE 3.1(CONT.)

PUBLIC SERVICE PERSONNEL CLASSIFIED BY GENDER AND LENGTH OF SERVICE IN EKITI STATE, 2021

S/N	MDA	<5		05-09		10-14		15-19		20-24		25-29		30-34		>35		TOTAL		GRAND TOTAL
		M	F	M	F	M	F	M	F	M	F	M	F	M	F	M	F	M	F	
21	STATE INDEPENDENT ELECTORAL COMMISSION	12	4	16	10	17	1	28	13	14	11	2	4	0	1	0	0	89	44	133
22	LOCAL GOVERNMENT SERVICE COMMISSION	0	1	5	0	22	44	51	78	15	17	16	18	10	7	0	0	119	165	284
23	CABINET & SPECIAL SERVICES DEPARTMENT	3	3	0	2	6	6	3	3	5	4	2	3	0	0	0	0	19	21	40
24	SCHOOLS AGRICULTURE & ENTERPRISE AGENCY	0	0	0	0	2	2	1	6	1	2	1	1	1	2	0	0	5	13	18
25	OFFICE OF THE SURVEYOR GENERAL	5	2	5	2	10	2	9	3	3	2	0	0	3	1	0	0	35	12	47
26	OFFICE OF THE AUDITOR-GENERAL FOR LOCAL GOVERNMENT	3	0	1	1	8	13	0	1	2	2	2	3	4	2	0	0	20	22	42
27	TEACHING SERVICE COMMISSION	280	275	341	404	846	943	928	1721	688	1039	279	368	190	220	12	9	3564	4979	8,543
28	PARASTATAL AFFAIRS DEPARTMENT	0	0	0	0	0	1	1	0	0	0	0	1	1	0	0	0	2	2	4
29	GENERAL ADMIN DEPT.(OFFICE OF THE GOVERNOR)	13	8	14	3	21	8	17	10	16	7	0	1	0	0	0	0	81	37	118
30	OFFICE OF ESTABLISHMENTS AND SERVICE MATTERS	3	2	2	5	0	3	3	3	3	3	0	0	0	0	0	0	11	16	27
31	EKITI STATE LIAISON OFFICE LAGOS	1	1	0	1	0	4	1	5	2	3	0	1	0	0	0	0	4	15	19
32	EKITI STATE LIAISON OFFICE ABUJA	0	0	5	2	3	3	5	2	1	0	0	0	0	0	0	0	14	7	21
33	EKITI STATE HOUSE OF ASSEMBLY	12	5	18	9	21	9	31	26	36	39	6	11	0	2	0	0	124	101	225
34	EKITI STATE AGRIC DEVELOPMENT PROGRAMME	0	0	12	2	0	0	44	13	29	11	30	10	28	10	2	0	145	46	191
35	POLITICAL & ECONOMIC AFFAIRS DEPT.(OFFICE OF THE GOV)	0	0	3	0	2	4	4	4	3	2	1	1	0	3	0	0	13	14	27
36	EKITI STATE PENSION COMMISSION	4	0	5	6	1	3	7	9	4	3	4	2	0	0	0	0	25	23	48
37	FISCAL RESPONSIBILITY COMMISSION	3	2	3	2	1	2	4	1	1	1	1	0	1	3	0	0	14	11	25
38	JOB CREATION AND EMPLOYMENT AGENCY	0	0	0	0	4	4	2	1	0	2	0	0	2	1	0	0	8	8	16
39	RURAL WATER SUPPLY & SANITATION AGENCY	3	4	3	5	4	2	5	3	6	0	1	0	0	0	0	0	18	21	39
40	MINERAL RESOURCES DEVELOPMENT AGENCY	0	0	1	2	4	5	2	0	0	2	1	1	1	0	0	0	9	10	19

TABLE 3.1(CONT.)

PUBLIC SERVICE PERSONNEL CLASSIFIED BY GENDER AND LENGTH OF SERVICE IN EKITI STATE, 2021

S/N	MDA	<5		05-09		10-14		15-19		20-24		25-29		30-34		>35		TOTAL		GRAND TOTAL
		M	F	M	F	M	F	M	F	M	F	M	F	M	F	M	F	M	F	
41	AGENCY FOR ADULT AND NON FORMAL EDUCATION	2	5	5	7	1	6	4	8	2	2	0	1	0	0	1	0	15	29	44
42	URBAN RENEWAL AGENCY	0	0	0	1	2	8	1	0	1	0	2	0	4	0	0	0	10	9	19
43	STATE ENVIRONMENT PROTECTION AGENCY	2	1	3	0	4	3	3	6	4	0	1	0	0	0	0	0	17	10	27
44	EKITI STATE EMERGENCY MANAGEMENT AGENCY	0	0	0	1	2	5	4	5	0	2	1	0	1	2	0	0	8	15	23
45	EKITI STATE AIDS CONTROL AGENCY	0	1	3	1	0	2	5	4	1	2	0	0	2	0	0	0	11	10	21
46	EKITI STATE SPORT COUNCIL	2	3	2	0	9	4	19	9	3	2	26	10	3	0	0	0	64	28	92
47	MINISTRY OF PUBLIC UTILITIES	1	1	2	2	1	0	6	6	6	6	1	6	1	1	0	0	18	22	40
48	PRIMARY HEALTH CARE DEVELOPMENT AGENCY	6	1	0	0	119	891	178	1760	49	519	27	390	21	139	0	0	400	3700	4,100
49	BUREAU OF STATISTICS	2	1	3	4	7	6	3	6	2	2	0	1	3	1	0	0	20	21	41
50	CENTRAL MEDICAL STORES	3	1	4	3	3	2	3	5	3	4	4	2	0	0	0	0	20	17	37
51	FOUNTAIN AGRIC MARKETING AGENCY	6	2	4	3	3	4	2	9	0	1	0	3	1	0	0	0	16	22	38
52	BROADCASTING SERVICE OF EKITI STATE	0	1	8	1	27	16	63	30	30	14	6	5	5	3	0	0	139	70	209
53	EKCSDA	6	3	0	0	20	8	0	0	0	0	0	0	0	0	0	0	26	11	37
54	BUREAU OF PRODUCTIVITY	1	0	2	3	0	4	5	4	1	1	0	1	1	2	1	0	11	15	26
55	EKITI STATE WASTE MANAGEMENT BOARD	2	0	1	2	3	2	4	3	5	3	1	1	3	2	0	0	19	13	32
56	EKITI STATE ENTERPRISE DEVELOPMENT AGENCY	0	0	2	2	16	9	6	2	4	4	5	5	2	1	0	0	33	25	58
57	BUREAU OF PUBLIC PROCUREMENT	2	0	4	1	22	7	2	2	1	6	1	3	1	1	0	0	33	20	53
58	EKITI STATE UNIVERSITY TEACHING HOSPITAL	45	48	59	92	24	118	134	214	121	217	81	167	59	72	17	4	540	932	1,472
59	EKITI STATE MUSLIM PILGRIMS WELFARE BOARD	0	0	2	1	1	1	2	5	0	2	0	1	0	0	0	0	5	10	15
60	EKITI SCHOLARSHIP BOARD	6	0	0	3	1	1	4	0	0	3	0	0	0	0	0	0	11	7	18

TABLE 3.1

PUBLIC SERVICE PERSONNEL CLASSIFIED BY GENDER AND LENGTH OF SERVICE IN EKITI STATE, 2021

S/N	MDA	<5		05-09		10-14		15-19		20-24		25-29		30-34		>35		TOTAL		GRAND TOTAL
		M	F	M	F	M	F	M	F	M	F	M	F	M	F	M	F	M	F	
61	BOARD FOR TECH & VOCATION EDUCATION	19	9	19	7	19	11	24	6	18	18	20	11	4	2	0	0	123	64	187
62	INTERNAL REVENUE SERVICES	10	9	15	19	15	30	20	20	15	18	16	20	18	20	0	0	109	139	245
63	HOSPITAL MGT BOARD	79	71	122	159	87	190	107	237	163	390	75	334	17	91	4	2	654	1474	2,128
64	EKITI STATE LIBRARY BOARD	0	2	1	0	0	2	2	12	1	0	1	1	0	2	0	0	5	19	24
65	EKITI STATE ELECT. BOARD	0	0	15	5	12	2	23	5	23	10	11	4	6	2	0	0	90	28	118
66	EKITI STATE HOUSING CORPORATION	2	2	4	6	9	6	13	3	12	2	13	4	25	22	0	0	78	45	123
67	EKITI STATE WATER CORPORATION	40	4	41	1	106	22	53	7	17	1	17	1	66	48	0	0	340	84	424
68	STATE UNIVERSALBASIC EDU. BOARD	3	2	97	99	532	1256	516	1186	447	951	258	646	220	509	0	0	2073	4649	6722
69	EKITI STATE CHRISTIAN PILGRIMS BOARD	0	0	1	0	1	1	2	4	3	0	1	1	0	2	0	0	8	8	16
70	EKITI STATE EDU. TRUST FUND	2	0	2	3	1	5	6	4	1	1	2	2	1	0	0	0	15	15	30
71	EKITI STATE COLLEGE OF EDU,	54	79	46	29	80	66	91	64	97	75	115	77	70	40	0	0	553	430	983
72	EKITI STATE UNIVERSITY																			
73	COLLEGE OF HEALTH,SCIENCE & TECHNOLOGY.	74	82	92	98	11	8	5	1	3	0	1	5	2	1	0	0	188	195	383
74	OFFICE OF DISABILITY AFFAIRS	1	1	5	1	4	5	3	5	2	3	1	1	1	2	0	0	17	18	35
75	DIRECTORATE OF FARMS SETTLEMENT FARMERS	2	0	5	2	9	0	1	0	3	0	1	1	0	0	0	0	21	3	24
76	EKITI STATE LOCAL GOVT STAFF LOANS BOARD	0	0	0	0	7	4	16	15	4	2	5	2	2	5	0	0	34	28	62
77	LOCAL GOVT PENSION TRANSMISSION	1	0	1	4	6	6	6	4	4	3	0	4	0	2	1	0	19	23	42
78	EKITI STATE HOUSE OF ASSEMBLY COMM.	2	2	10	2	6	4	5	8	10	15	4	4	0	1	0	0	37	36	73
79	MINISTRY OF INFORMATION, TOURISM AND VALUES ORIENTATION	2	0	9	4	11	5	14	13	10	3	9	8	6	6	9	6	70	45	115
80	EKITI STATE PUBLIC WORKS CORPORATION	0	0	0	1	1	3	7	3	14	4	3	3	1	0	0	0	26	14	40
81	MICROFINANCE	0	0	2	3	2	1	10	3	2	2	2	4	2	1	0	0	20	14	34
	TOTAL	1157	802	1436	1276	2575	4157	2981	6048	2214	3655	1226	2282	925	1306	59	23	12573	19549	32122

TABLE 3.2

PUBLIC SERVICE PERSONNEL CLASSIFIED BY GENDER AND GRADE LEVEL IN EKITI STATE, 2021

S/N	MDA	01-03		04-06		07-09		10-13		14-17		CONSOLIDATED		OTHERS		TOTAL		GRAND TOTAL
		M	F	M	F	M	F	M	F	M	F	M	F	M	F	M	F	
1	MINISTRY OF BUDGET & ECONOMIC PLANNING	0	1	6	6	18	17	20	9	20	10	1	0	0	0	65	43	108
2	MINISTRY OF LOCAL GOVERNMENT. & COMMUNITY DEVELOPMENT	0	0	4	3	13	13	3	8	4	8	1	0	0	0	25	32	57
3	MINISTRY OF WOMEN AFFAIRS & SOCIAL DEVELOPMENT	8	5	17	14	16	48	5	17	3	14	0	2	0	0	49	100	149
4	OFFICE OF THE DEPUTY GOVERNOR.	0	1	4	12	23	5	4	9	3	6	1	0	0	0	35	33	68
5	MINISTRY OF AGRICULTURE & NATURAL RESOURCES	4	2	8	6	83	20	83	19	69	12	0	0	0	0	247	59	306
6	EKITI STATE BOUNDARY COMMISSION	0	0	2	1	5	4	2	1	3	1	1	0	0	0	13	7	20
7	MINISTRY OF INVESTMENTS, TRADE & INDUSTRIES	3	0	12	2	32	23	21	22	48	56	0	1	0	0	116	104	220
8	MINISTRY OF ART, CULTURE AND TOURISM	0	0	20	8	38	30	4	9	8	10	2	0	0	0	72	57	129
9	MINISTRY OF EDUCATION, SCIENCE & TECHNOLOGY	10	2	30	50	78	119	58	57	128	99	0	2	0	0	304	329	633
10	MINISTRY OF FINANCE	0	0	7	5	18	22	8	9	5	9	1	0	0	0	39	45	84
11	MINISTRY OF HEALTH	7	8	19	18	24	32	15	16	14	15	2	0	0	0	81	89	170
12	MINISTRY OF JUSTICE	0	0	7	4	7	14	20	30	24	18	3	0	0	0	61	66	127
13	MINISTRY OF WORKS AND TRANSPORT	61	4	27	5	150	15	73	16	37	5	2	0	0	0	350	45	395
14	MINISTRY OF LANDS, HOUSING AND URBAN DEVELOPMENT	0	0	3	3	19	10	18	11	14	4	1	0	0	0	55	28	83
15	CIVIL SERVICE COMMISSION	1	0	5	8	14	6	5	8	1	9	0	1	0	0	26	32	58
16	MINISTRY OF YOUTH & SPORT DEVELOPMENT	0	0	0	0	8	11	2	7	5	5	1	0	0	0	16	23	39
17	STATE AUDITOR-GENERAL OFFICE	0	0	3	1	15	10	16	13	22	19	1	0	0	0	57	43	100
18	MINISTRY OF ENVIRONMENT	0	0	3	9	20	13	3	14	6	7	1	1	0	0	33	44	77
19	JUDICIAL SERVICE COMMISSION	6	2	6	5	6	5	4	6	3	4	1	0	0	0	26	22	48
20	THE JUDICIARY (HIGH COURT)	293	37	109	101	155	199	90	111	22	42	12	1	0	0	681	491	1172

TABLE 3.2
PUBLIC SERVICE PERSONNEL CLASSIFIED BY GENDER AND GRADE LEVEL IN EKITI STATE, 2021

S/N	MDA	01-03		04-06		07-09		10-13		14-17		CONSOLIDATED		OTHERS		TOTAL		GRAND TOTAL
		M	F	M	F	M	F	M	F	M	F	M	F	M	F	M	F	
21	STATE INDEPENDENT ELECTORAL COMMISSION	1	0	16	8	38	18	23	11	5	5	6	2	0	0	89	44	133
22	LOCAL GOVERNMENT SERVICE COMMISSION	6	0	11	11	35	58	29	62	29	40	0	0	1	1	111	172	283
23	CABINET & SPECIAL SERVICES DEPARTMENT	0	0	1	2	10	8	3	10	4	1	1	0	0	0	19	21	40
24	SCHOOLS AGRICULTURE & ENTERPRISE AGENCY	0	0	0	1	3	6	1	3	2	2	0	1	0	0	6	13	19
25	OFFICE OF THE SURVEYOR GENERAL	4	0	4	2	12	5	9	2	5	3	1	0	0	0	35	12	47
26	OFFICE OF THE AUDITOR-GENERAL FOR LOCAL GOVERNMENT	0	0	2	2	3	9	4	0	10	11	1	0	0	0	20	22	42
27	TEACHING SERVICE COMMISSION	82	48	588	159	652	1085	777	1726	1348	1811	5	9	112	141	3564	4979	8543
28	PARASTATAL AFFAIRS DEPARTMENT	0	0	0	0	0	1	0	1	1	0	1	0	0	0	2	2	4
29	GENERAL ADMIN DEPT.(OFFICE OF THE GOVERNOR)	6	0	13	5	41	21	12	5	9	6	0	0	0	0	81	37	118
30	OFFICE OF ESTABLISHMENTS AND SERVICE MATTERS	0	0	2	3	3	7	3	5	3	1	0	0	0	0	11	16	27
31	EKITI STATE LIAISON OFFICE LAGOS	1	0	2	1	1	2	0	5	2	5	0	0	0	0	6	13	19
32	EKITI STATE LIAISON OFFICE ABUJA	3	0	6	0	3	4	1	2	1	1	0	0	0	0	14	7	21
33	EKITI STATE HOUSE OF ASSEMBLY	15	24	31	13	35	30	29	21	12	13	2	0	0	0	124	101	225
34	EKITI STATE AGRIC DEVELOPMENT PROGRAMME	4	0	6	1	41	9	34	7	59	29	1	0	0	0	145	46	191
35	POLITICAL & ECONOMIC AFFAIRS DEPT.(OFFICE OF THE GOV)	0	0	2	1	6	7	2	2	4	2	0	1	0	0	14	13	27
36	EKITI STATE PENSION COMMISSION	1	0	3	0	11	11	3	8	6	4	1	0	0	0	25	23	48
37	FISCAL RESPONSIBILITY COMMISSION	0	0	1	0	5	4	3	1	1	4	4	1	0	0	14	10	24
38	JOB CREATION AND EMPLOYMENT AGENCY	0	0	1	1	1	2	2	4	4	1	0	0	0	0	8	8	16
39	RURAL WATER SUPPLY & SANITATION AGENCY	0	0	2	3	7	6	5	6	3	6	1	0	0	0	18	21	39
40	MINERAL RESOURCES DEVELOPMENT AGENCY	0	0	0	1	3	6	2	0	3	3	1	0	0	0	9	10	19

TABLE 3.2 (CONT.)

PUBLIC SERVICE PERSONNEL CLASSIFIED BY GENDER AND GRADE LEVEL IN EKITI STATE, 2021

S/N	MDA	01-03		04-06		07-09		10-13		14-17		CONSOLIDATED		OTHERS		TOTAL		GRAND TOTAL
		M	F	M	F	M	F	M	F	M	F	M	F	M	F	M	F	
41	AGENCY FOR ADULT AND NON FORMAL EDUCATION	0	0	1	1	4	11	5	12	5	4	0	1	0	0	15	29	44
42	URBAN RENEWAL AGENCY	0	0	1	4	3	4	1	1	4	0	1	0	0	0	10	9	19
43	STATE ENVIRONMENT PROTECTION AGENCY	0	0	0	1	10	3	3	3	3	3	1	0	0	0	17	10	27
44	EKITI STATE EMMERGENCY MANAGEMENT AGENCY	0	0	2	1	3	8	2	2	0	4	1	0	0	0	8	15	23
45	EKITI STATE AIDS CONTROL AGENCY	0	0	0	2	7	2	1	3	2	3	1	0	0	0	11	10	21
46	EKITI STATE SPORT COUNCIL	0	0	11	5	20	7	23	13	9	3	1	0	0	-	64	28	92
47	MINISTRY OF PUBLIC UTILITIES	0	0	2	1	8	10	1	7	6	4	1	0	0	0	18	22	40
48	PRIMARY HEALTH CARE DEVELOPMENT AGENCY	5	37	100	1017	81	1395	151	853	62	398	1	0	0	0	400	3700	4100
49	BUREAU OF STATISTICS	0	0	1	1	8	11	5	5	6	4	0	0	0	0	20	21	41
50	CENTRAL MEDICAL STORES	1	0	2	2	11	11	1	3	4	1	1	0	0	0	20	17	37
51	FOUNTAIN AGRIC MARKETING AGENCY	3	0	0	3	7	11	0	6	5	2	1	0	0	0	16	22	38
52	BROADCASTING SERVICE OF EKITI STATE	5	0	17	6	58	21	29	30	29	13	1	0	0	0	139	70	209
53	EKCSDA	0	0	0	0	0	0	0	0	0	0	0	0	26	11	26	11	37
54	BUREAU OF PRODUCTIVITY	0	0	1	1	3	9	4	1	1	4	2	0	0	0	11	15	26
55	EKITI STATE WASTE MANAGEMENT BOARD	0	0	0	1	10	7	1	2	7	3	1	0	0	0	19	13	32
56	EKITI STATE ENTERPRISE DEVELOPMENT AGENCY	0	1	9	2	10	16	9	4	3	4	0	0	0	0	31	27	58
57	BUREAU OF PUBLIC PROCUREMENT	0	0	4	1	13	7	10	9	4	3	2	0	0	0	33	20	53
58	EKITI STATE UNIVERSITY TEACHING HOSPITAL	155	161	142	168	147	353	56	195	25	33	1	0	14	22	540	932	1472
59	EKITI STATE MUSLIM PILGRIMS WELFARE BOARD	1	0	1	1	3	4	0	2	0	3	0	0	0	0	5	10	15
60	EKITI SCHOLARSHIP BOARD	0	0	1	1	4	1	1	4	4	1	1	0	0	0	11	7	18

TABLE 3.2

PUBLIC SERVICE PERSONNEL CLASSIFIED BY GENDER AND GRADE LEVEL IN EKITI STATE, 2021

S/N	MDA	01-03		04-06		07-09		10-13		14-17		CONSOLIDATED		OTHERS		TOTAL		GRAND TOTAL
		M	F	M	F	M	F	M	F	M	F	M	F	M	F	M	F	
61	BOARD FOR TECHNICAL AND VOCATION EDUCATION	11	2	12	5	59	34	19	14	21	9	1	0	0	0	123	64	187
62	INTERNAL REVENUE SERVICES	3	0	19	19	40	52	24	30	22	35	1	0	0	0	109	136	245
63	HOSPITAL MANAGEMENT BOARD	74	79	161	427	213	667	101	201	102	99	3	1	0	0	654	1474	2,128
64	EKITI STATE LIBRARY BOARD	0	0	0	1	4	10	1	2	0	6	0	0	0	0	5	19	24
65	EKITI STATE ELECTRICITY BOARD	0	0	16	5	32	8	32	8	9	7	1	0	0	0	90	28	118
66	EKITI STATE HOUSING CORPORATION	1	0	6	3	50	19	14	12	7	11	0	0	0	0	78	45	123
67	EKITI STATE WATER CORPORATION	26	1	122	4	115	30	23	11	54	37	0	1	0	0	340	84	424
68	STATE UNIVERSALBASIC EDUCATION BOARD	194	32	524	179	446	1843	485	1448	497	1070	3	1	0	0	2149	4573	6722
69	EKITI STATE CHRISTIAN PILGRIMS WELFARE BOARD	0	0	1	1	2	4	1	1	4	2	0	0	0	0	8	8	16
70	EKITI STATE EDUCATION TRUST FUND	2	0	2	3	3	6	3	3	4	3	1	0	0	0	15	15	30
71	EKITI STATE COLLEGE OF EDUCATION, IKERE EKITI	46	35	94	86	135	118	68	66	169	69	3	0	38	56	553	430	983
72	EKITI STATE UNIVERSITY																	
73	COLLEGE OF HEALTH,SC & TECHN.. IJERO EKITI	54	37	30	44	96	109	4	3	4	1	0	1	0	0	188	195	385
74	OFFICE OF DISABILITY AFFAIRS	0	0	2	2	9	9	4	3	2	3	0	1	0	0	17	18	35
75	DIRECTORATE OF FARMS SETTLEMENT AND PEASANT FARMERS	0	0	2	1	2	2	9	0	5	2	1	0	0	0	21	3	24
76	EKITI STATE LOCAL GOVT STAFF LOANS BOARD	0	0	3	1	8	11	11	9	10	8	1	0	0	0	33	29	62
77	LOCAL GOVT PENSION TRANSMISSION	0	0	2	2	5	11	5	8	7	2	0	0	0	0	19	23	42
78	EKITI STATE HOUSE OF ASSEMBLY COMMISSION	5	8	6	7	15	12	7	6	4	2	0	1	0	0	37	36	73
79	MINISTRY OF INFORMATION, TOURISM AND VALUES ORIENTATION	2	1	13	11	20	10	26	21	8	2	1	0	0	0	70	45	115
80	EKITI STATE PUBLIC WORK	0	0	3	2	16	7	7	4	0	1	0	0	0	0	26	14	40
81	MICROFINANCE	0	0	3	0	5	6	5	4	7	4	0	0	0	0	20	14	34
	TOTAL	1104	528	2308	2492	3268	6843	2548	5269	3065	4159	89	28	191	230	12573	19549	32122

TABLE 3.3
PUBLIC SERVICE PERSONNEL CLASSIFIED BY GENDER AND CADRE IN EKITI STATE, 2021

S/N	MDA	MANGIERAL		ADMINISTRATIVE		PROFESSIONAL		TECHNICIANS		CLERICAL/EXECUTIVE		OPERATIONS		OTHERS		TOTAL		GRAND TOTAL
		M	F	M	F	M	F	M	F	M	F	M	F	M	F	M	F	
1	MINISTRY OF BUDGET & ECONOMIC PLANNING	6	3	4	2	33	13	5	0	11	24	6	1	0	0	65	43	108
2	MINISTRY OF LOCAL GOVERNMENT. & COMMUNITY DEVELOPMENT	1	0	1	3	4	0	0	0	12	20	2	0	6	9	26	32	58
3	MINI. OF WOMEN AFFAIRS, GENDER EMPOWERMENT AND SOCIAL WELFARE	0	2	1	1	15	55	6	0	8	32	19	5	0	5	49	100	149
4	OFFICE OF THE DEPUTY GOVERNOR.	1	0	1	1	0	0	0	0	16	17	0	4	17	11	35	33	68
5	MINISTRY OF AGRICULTURE & NATURAL RESOURCES	0	0	0	0	117	36	59	8	0	0	20	4	51	11	247	59	306
6	EKITI STATE BOUNDARY COMMISSION	0	0	4	0	1	0	1	0	7	7	0	0	0	0	13	7	20
7	MINISTRY OF INVESTMENTS, TRADE & INDUSTRIES	8	3	9	6	35	23	42	66	12	6	10	0	0	0	116	104	220
8	MINISTRY OF ART, CULTURE AND TOURISM	1	0	1	0	44	40	3	0	10	11	7	1	6	5	72	57	129
9	MINISTRY OF EDUCATION, SCIENCE & TECHNOLOGY	4	1	2	1	207	221	6	1	24	23	61	82	0	0	304	329	633
10	MINISTRY OF FINANCE	1	0	7	4	7	12	0	0	23	28	1	1	0	0	39	45	84
11	MINISTRY OF HEALTH	0	0	1	1	28	51	1	1	18	22	10	5	23	9	81	89	170
12	MINISTRY OF JUSTICE	0	0	4	0	40	32	0	0	13	21	4	13	0	0	61	66	127
13	MINISTRY OF WORKS AND TRANSPORT	1	1	1	1	150	18	128	14	30	10	40	1	0	0	350	45	395
14	MINISTRY OF LANDS, HOUSING AND URBAN DEVELOPMENT	0	0	1	1	18	9	18	8	14	9	4	1	0	0	55	28	83
15	CIVIL SERVICE COMMISSION	0	1	5	2	1	9	0	0	15	20	3	0	2	0	26	32	58
16	MINISTRY OF YOUTH & SPORT DEVELOPMENT	0	0	2	0	11	17	0	0	3	6	0	0	0	0	16	23	39
17	STATE AUDITOR-GENERAL OFFICE	4	2	0	0	12	6	0	0	35	29	6	6	0	0	57	43	100
18	MINISTRY OF ENVIRONMENT	1	1	1	0	16	20	6	6	8	18	0	0	0	0	33	44	77
19	JUDICIAL SERVICE COMMISSION	4	1	7	12	0	0	1	0	3	3	5	2	6	4	26	22	48
20	THE JUDICIARY (HIGH COURT)	9	2	16	12	7	104	51	2	283	319	315	52	0	0	681	491	1172

TABLE 3.3 (CONT.)

PUBLIC SERVICE PERSONNEL CLASSIFIED BY GENDER AND CADRE IN EKITI STATE, 2021

S/N	MDA	MANGERIAL		ADMINISTRATIVE		PROFESSIONAL		TECHNICIANS		CLERICAL/EXECUTIVE		OPERATIONS		OTHERS		TOTAL		GRAND TOTAL
		M	F	M	F	M	F	M	F	M	F	M	F	M	F	M	F	
21	STATE INDEPENDENT ELECTORAL COMMISSION	5	2	1	3	23	17	3	0	45	18	11	4	1	0	89	44	133
22	LOCAL GOVERNMENT SERVICE COMMISSION	0	0	8	2	22	32	7	4	56	134	0	0	18	0	111	172	183
23	CABINET & SPECIAL SERVICES DEPARTMENT	1	0	5	2	1	1	0	0	9	11	0	1	3	6	19	21	40
24	SCHOOLS AGRICULTURE & ENTERPRISE AGENCY	0	0	0	0	1	5	0	0	5	7	0	0	0	0	6	12	18
25	OFFICE OF THE SURVEYOR GENERAL	3	1	0	0	7	2	17	0	7	8	0	0	1	1	35	12	47
26	OFFICE OF THE AUDITOR-GENERAL FOR LOCAL GOVERNMENT	0	0	0	0	11	3	0	0	8	16	0	1	1	2	20	22	42
27	TEACHING SERVICE COMMISSION	121	76	403	329	2117	3773	25	39	238	515	603	92	57	155	3564	4979	8543
28	PARASTATAL AFFAIRS DEPARTMENT	1	0	0	0	0	0	0	1	1	0	0	1	0	0	2	2	4
29	GENERAL ADMIN DEPT.(OFFICE OF THE GOVERNOR)	1	0	4	1	4	0	12	1	49	33	11	2	0	0	81	37	118
30	OFFICE OF ESTABLISHMENTS AND SERVICE MATTER	0	0	0	0	0	0	0	0	11	12	0	0	0	4	11	16	27
31	EKITI STATE LIAISON OFFICE LAGOS	0	0	1	1	0	1	4	11	1	0	0	0	0	0	6	13	19
32	EKITI STATE LIAISON OFFICE ABUJA	0	0	1	1	0	0	0	0	4	5	4	0	5	1	14	7	21
33	EKITI STATE HOUSE OF ASSEMBLY	2	0	1	3	34	29	3	0	49	61	0	0	35	8	124	101	225
34	EKITI STATE AGRIC DEVELOPMENT PROGRAMME	12	1	13	8	89	23	20	3	5	7	6	4	0	0	145	46	191
35	POLITICAL & ECONOMIC AFFAIRS DEPT.(OFFICE OF THE GOV)	0	1	5	0	0	0	0	0		7	0	0	0	5	14	13	27
36	EKITI STATE PENSION COMMISSION	0	0	7	1	0	0	0	0	13	16	4	0	1	6	25	23	48
37	FISCAL RESPONSIBILITY COMMISSION	4	1	0	2	2	0	1	0	7	5	0	0	0	2	14	10	24
38	JOB CREATION AND EMPLOYMENT AGENCY	0	0	3	0	2	1	0	0	2	6	0	0	1	1	8	8	16
39	RURAL WATER SUPPLY & SANITATION AGENCY	1	1	0	0	8	4	1	0	5	15	0	0	3	1	18	21	39
40	MINERAL RESOURCES DEVELOPMENT AGENCY	3	3	0	0	5	3	0	0	1	4	0	0	0	0	9	10	19

TABLE 3.3(CONT.)

PUBLIC SERVICE PERSONNEL CLASSIFIED BY GENDER AND CADRE IN EKITI STATE, 2021

S/N	MDA	MANGERIAL		ADMINISTRATIVE		PROFESSIONAL		TECHNICIANS		CLERICAL/EXECUTIVE		OPERATIONS		OTHERS		TOTAL		GRAND TOTAL
		M	F	M	F	M	F	M	F	M	F	M	F	M	F	M	F	
41	AGENCY FOR ADULT AND NON FORMAL EDUCATION	3	2	1	0	5	18	0	0	5	9	1	0	0	0	15	29	44
42	URBAN RENEWAL AGENCY	1	0	0	0	3	0	0	0	4	9	0	0	2	0	10	9	19
43	STATE ENVIRONMENT PROTECTION AGENCY	1	0	0	0	5	2	1	8	7	0	0	0	3	0	17	10	27
44	EKITI STATE EMMERGENCY MANAGEMENT AGENCY	1	1	0	1	0	1	0	0	6	10	0	0	1	2	8	16	23
45	EKITI STATE AIDS CONTROL AGENCY	1	0	1	0	1	2	0	0	3	6	0	0	5	2	11	10	21
46	EKITI STATE SPORT COUNCIL	1	0	1	0	39	13	0	0	13	11	4	3	6	1	64	28	92
47	MINISTRY OF PUBLIC UTILITIES	4	0	1	1	0	0	3	4	6	12	0	0	4	5	18	22	40
48	PRIMARY HEALTH CARE DEVELOPMENT AGENCY	0	0	21	5	310	3480	42	85	24	25	3	105	0	0	400	3700	4100
49	BUREAU OF STATISTICS	1	0	1	0	13	13	1	0	4	8	0	0	0	0	20	21	41
50	CENTRAL MEDICAL STORES	1	0	0	0	2	1	0	0	14	15	3	1	0	0	20	17	37
51	FOUNTAIN AGRIC MARKETING AGENCY	6	0	0	0	0	1	2	0	3	15	3	1	2	5	16	22	38
52	BROADCASTING SERVICE OF EKITI STATE	28	12	1	1	50	40	36	9	2	5	13	3	9	0	139	70	209
53	EKCSDA	4	0	1	3	14	3	7	0	0	2	0	3	0	0	26	11	37
54	BUREAU OF PRODUCTIVITY	1	0	2	1	3	6	0	0	4	8	0	0	1	0	11	15	26
55	EKITI STATE WASTE MANAGEMENT BOARD	1	0	2	0	5	2	1	0	7	11	3	0	0	0	19	13	32
56	EKITI STATE ENTERPRISE DEVELOPMENT AGENCY	0	0	0	0	0	0	8	1	14	16	4	0	7	8	33	25	58
57	BUREAU OF PUBLIC PROCUREMENT	2	0	1	0	3	4	19	11	6	5	2	0	0	0	33	20	53
58	EKITI STATE UNIVERSITY TEACHING HOSPITAL	3	0	16	18	279	469	13	171	110	82	27	16	92	196	540	932	1472
59	EKITI STATE MUSLIM PILGRIMS WELFARE BOARD	0	0	1	0	0	0	0	0	3	10	1	0	0	0	5	10	15
60	EKITI SCHOLARSHIP BOARD	0	0	1	0	3	0	0	0	7	7	0	0	0	0	11	7	18

TABLE 3.3(CONT.)

PUBLIC SERVICE PERSONNEL CLASSIFIED BY GENDER AND CADRE IN EKITI STATE, 2021

S/N	MDA	MANGERIAL		ADMINISTRATIVE		PROFESSIONAL		TECHNICIANS		CLERICAL/EXECUTIVE		OPERATIONS		OTHERS		TOTAL		GRAND TOTAL
		M	F	M	F	M	F	M	F	M	F	M	F	M	F	M	F	
61	BOARD FOR TECHNICAL AND VOCATION EDUCATION	0	0	1	0	42	32	28	4	13	16	16	2	23	10	123	64	187
62	INTERNAL REVENUE SERVICES	7	1	0	1	12	3	0	2	70	119	20	10	0	0	109	136	245
63	HOSPITAL MANAGEMENT BOARD	4	2	3	0	204	399	103	310	164	260	176	503	0	0	654	1474	2128
64	EKITI STATE LIBRARY BOARD	0	1	0	1	0	5	1	0	2	11	0	0	2	1	5	19	24
65	EKITI STATE ELECTRICITY BOARD	1	0	1	0	12	2	20	2	7	11	29	3	20	10	90	28	118
66	EKITI STATE HOUSING CORPORATION	7	11	1	2	18	18	16	2	18	10	0	0	18	2	78	45	123
67	EKITI STATE WATER CORPORATION	0	1	2	0	46	19	112	10	31	49	149	5	0	0	340	84	424
68	STATE UNIVERSALBASIC EDUCATION BOARD	9	0	2	1	1193	4375	12	0	124	95	745	147	0	0	1961	4761	6722
69	EKITI STATE CHRISTIAN PILGRIMS WELFARE BOARD	0	0	1	0	1	0	0	0	6	8	0	0	0	0	8	8	16
70	EKITI STATE EDUCATION TRUST FUND	0	0	1	0	3	1	0	0	6	10	2	0	3	4	15	15	30
71	EKITI STATE COLLEGE OF EDUCATION, IKERE EKITI	7	1	44	31	28	21	3	0	81	93	390	284	0	0	553	430	983
72	EKITI STATE UNIVERSITY																	
73	COLLEGE OF HEALTH,SCIENCE & TECHNOLOGY. IJERO EKITI	18	4	73	63	2	2	10	21	58	67	0	0	27	38	188	195	383
74	OFFICE OF DISABILITY AFFAIRS	0	1	0	0	4	7	6	0	6	8	1	2	0	0	17	18	35
75	DIRECTORATE OF FARM SETTLEMENT AND PEASANT FARMERS	4	1	0	0	12	0	1	0	4	2	0	0	0	0	21	3	24
76	EKITI STATE LOCAL GOVT STAFF LOANS BOARD	1	0	1	1	13	8	6	0	12	20	0	0	0	0	33	29	62
77	LOCAL GOVT PENSION TRANSMISSION	1	0	2	0	1	1	0	0	14	22	0	0	1	0	19	23	42
78	EKITI STATE HOUSE OF ASSEMBLY COMMISSION	4	2	4	2	4	7	3	0	9	22	7	3	6	0	37	36	73
79	MINISTRY OF INFORMATION, TOURISM AND VALUES ORIENTATION	1	0	2	1	30	12	6	3	13	19	18	10	0	0	70	45	115
80	PUBLIC WORKS	0	0	1	0	4	0	2	1	3	10	1	0	15	3	26	14	40
81	MICROFINANCE	0	0	0	0	0	0	7	1	8	9	0	0	5	4	20	14	34
	TOTAL	318	140	710	530	5442	13525	892	807	1952	2631	2770	1381	489	535	12573	19549	32122

TABLE 3.4
PUBLIC SERVICE PERSONNEL CLASSIFIED BY GENDER AND AGE IN EKITI STATE, 2021

S/N	MDA	<20		20-24		25-29		30-34		35-39		40-44		45-49		50-54		55-59		60+		TOTAL		GRAND TOTAL
		M	F	M	F	M	F	M	F	M	F	M	F	M	F	M	F	M	F	M	F	M	F	
1	MINISTRY OF BUDGET & ECONOMIC PLANNING	0	0	0	0	1	1	4	4	13	13	23	11	17	5	7	5	0	4	0	0	65	43	108
2	MINISTRY OF LOCAL GOVERNMENT. & COMMUNITY DEVELOPMENT	0	0	0	0	0	0	3	0	5	6	7	6	3	9	5	9	3	2	0	0	26	32	58
3	MINI. OF WOMEN AFFAIRS, GENDER EMPOWERMENT AND SOCIAL WELFARE	0	0	0	0	0	0	3	3	11	17	14	18	13	19	4	26	4	14	0	3	49	100	149
4	OFFICE OF THE DEPUTY GOVERNOR.	0	0	0	0	0	1	1	3	3	2	8	3	10	9	7	8	6	7	0	0	35	33	68
5	MINISTRY OF AGRICULTURE & NATURAL RESOURCES	0	0	0	0	6	2	18	2	14	11	33	16	66	17	51	6	53	4	6	1	247	59	306
6	EKITI STATE BOUNDARY COMMISSION	0	0	0	0	0	0	2	1	0	4	3	0	3	1	4	1	1	0	0	0	13	7	20
7	MINISTRY OF INVESTMENTS, TRADE & INDUSTRIES	0	0	0	0	2	1	3	3	12	9	25	10	27	33	26	28	21	20	0	0	116	104	220
8	MINISTRY OF ART, CULTURE AND TOURISM	0	0	1	4	6	5	17	7	7	7	12	10	10	4	8	15	9	5	2	0	72	57	129
9	MINISTRY OF EDUCATION, SCIENCE & TECHNOLOGY	0	0	0	1	1	4	24	21	47	30	45	68	61	91	64	63	41	48	21	3	304	329	633
10	MINISTRY OF FINANCE	0	0	0	0	1	0	4	3	9	9	9	7	6	9	5	11	5	5	0	1	39	45	45
11	MINISTRY OF HEALTH	0	0	0	0	2	13	14	23	18	23	16	14	14	4	8	5	9	7	0	0	81	89	170
12	MINISTRY OF JUSTICE	0	0	0	0	2	5	5	15	12	17	9	16	9	2	12	6	12	5	0	0	61	66	127
13	MINISTRY OF WORKS AND TRANSPORT	0	0	0	0	3	4	46	8	76	8	76	10	81	5	45	8	23	2	0	0	350	45	395
14	MINISTRY OF LANDS, HOUSING AND URBAN DEVELOPMENT	0	0	0	1	1	2	6	1	14	3	9	8	15	6	1	4	7	3	2	0	55	28	83
15	CIVIL SERVICE COMMISSION	0	0	0	0	2	0	1	1	2	4	9	4	7	2	2	12	1	8	2	0	26	32	58
16	MINISTRY OF YOUTH & SPORT DEVELOPMENT	0	0	0	0	0	0	0	1	3	4	5	1	2	5	2	8	3	4	1	0	16	23	39
17	STATE AUDITOR-GENERAL OFFICE	0	0	0	0	2	0	1	2	5	9	12	9	14	8	12	11	11	4	0	0	57	43	100
18	MINISTRY OF ENVIRONMENT	0	0	0	0	0	2	1	5	8	13	9	12	8	2	5	8	2	2	0	0	33	44	77
19	JUDICIAL SERVICE COMMISSION	0	0	0	0	1	3	4	3	5	5	7	8	2	3	6	0	1	0	0	0	26	22	48
20	THE JUDICIARY (HIGH COURT)	38	28	64	14	32	2	45	30	65	54	101	96	160	120	97	106	71	41	8	0	681	491	1172

TABLE 3.4(CONTD)

PUBLIC SERVICE PERSONNEL CLASSIFIED BY GENDER AND AGE IN EKITI STATE, 2021

S/N	MDA	<20		20-24		25-29		30-34		35-39		40-44		45-49		50-54		55-59		60+		TOTAL		GRAND TOTAL
		M	F	M	F	M	F	M	F	M	F	M	F	M	F	M	F	M	F	M	F	M	F	
21	STATE INDEPENDENT ELECTORAL COMMISSION	0	0	0	0	0	1	1	6	16	9	22	9	20	5	18	10	11	4	1	0	89	44	133
22	LOCAL GOVERNMENT SERVICE COMMISSION	0	0	0	0	0	0	0	0	22	36	19	50	29	48	26	23	15	14	0	0	111	172	283
23	CABINET & SPECIAL SERVICES DEPARTMENT	0	0	0	0	0	0	1	2	6	4	2	4	6	5	1	3	3	3	0	0	19	21	40
24	SCHOOLS AGRICULTURE & ENTERPRISE AGENCY	0	0	0	0	0	0	0	1	2	3	0	0	2	4	0	3	2	0	0	1	6	12	18
25	OFFICE OF THE SURVEYOR GENERAL	0	0	0	0	2	1	1	0	3	4	8	1	10	3	7	1	4	2	0	0	35	12	47
26	OFFICE OF THE AUDITOR-GENERAL FOR LOCAL GOVERNMENT	0	0	0	0	0	0	0	0	3	5	7	4	6	3	3	5	0	5	1	0	20	22	42
27	TEACHING SERVICE COMMISSION	9	2	15	4	78	113	127	204	362	706	631	1285	688	1257	785	877	758	512	111	19	3564	4979	8543
28	PARASTATAL AFFAIRS DEPARTMENT	0	0	0	0	0	0	0	0	1	1	0	1	1	0	0	0	0	0	0	0	2	2	4
29	GENERAL ADMIN DEPT.(OFFICE OF THE GOVERNOR)	0	0	0	0	0	0	1	3	14	5	15	11	22	8	18	5	10	5	1	0	81	37	118
30	OFFICE OF ESTABLISHMENTS AND SERVICE MATTER	0	0	0	0	0	0	0	0	8	2	0	1	0	0	1	1	2	11	0	0	11	15	26
31	EKITI STATE LIAISON OFFICE LAGOS	0	0	0	0	0	0	0	3	3	1	2	3	0	2	0	3	1	1	0	0	6	13	19
32	EKITI STATE LIAISON OFFICE ABUJA	0	0	0	0	0	1	1	2	4	2	3	1	4	1	1	1	1	0	0	0	14	7	21
33	EKITI STATE HOUSE OF ASSEMBLY	0	0	0	0	2	7	6	30	33	28	37	26	9	22	10	7	4	4	0	124	101	225	
34	EKITI STATE AGRIC DEVELOPMENT PROGRAMME	0	0	0	0	0	0	0	0	0	15	21	60	25	46	0	18	0	6	0	145	46	191	
35	POLITICAL & ECONOMIC AFFAIRS DEPT.(OFFICE OF THE GOV)	0	0	0	0	0	0	1	1	3	3	5	1	2	3	0	3	1	3	0	0	13	14	27
36	EKITI STATE PENSION COMMISSION	0	0	0	0	0	0	2	1	4	3	6	7	5	5	4	6	4	1	0	0	25	23	48
37	FISCAL RESPONSIBILITY COMMISSION	0	0	0	0	0	0	0	0	1	2	4	2	2	3	5	0	1	3	1	0	14	10	24
38	JOB CREATION AND EMPLOYMENT AGENCY	0	0	0	0	0	0	0	0	2	2	2	1	1	3	2	1	1	1	0	0	8	8	16
39	RURAL WATER SUPPLY & SANITATION AGENCY	0	0	0	0	0	0	0	1	2	6	6	2	3	3	3	5	3	4	1	0	18	21	39
40	MINERAL RESOURCES DEVELOPMENT AGENCY	0	0	0	0	0	0	0	1	2	4	5	0	1	2	1	2	0	1	0	0	9	10	19

TABLE 3.4(CONTD)

PUBLIC SERVICE PERSONNEL CLASSIFIED BY GENDER AND AGE IN EKITI STATE, 2021

S/N	MDA	<20		20-24		25-29		30-34		35-39		40-44		45-49		50-54		55-59		60+		TOTAL		GRAND TOTAL
		M	F	M	F	M	F	M	F	M	F	M	F	M	F	M	F	M	F	M	F	M	F	
41	AGENCY FOR ADULT AND NON FORMAL EDUCATION	0	0	0	0	0	0	0	0	1	1	5	7	0	7	4	6	4	8	1	0	15	29	44
42	URBAN RENEWAL AGENCY	0	0	0	0	0	0	0	1	2	3	2	5	1	0	3	0	2	0	0	0	10	9	19
43	STATE ENVIRONMENT PROTECTION AGENCY	0	0	0	0	0	0	0	0	5	0	3	4	3	4	3	0	3	2	0	0	17	10	27
44	EKITI STATE EMERGENCY MANAGEMENT AGENCY	0	0	0	0	0	0	0	0	3	2	1	6	2	3	2	3	0	1	0	0	8	15	23
45	EKITI STATE AIDS CONTROL AGENCY	0	0	0	0	0	1	0	0	1	3	2	1	5	3	1	1	2	1	0	0	11	10	21
46	EKITI STATE SPORT COUNCIL	0	0	0	0	0	2	1	3	15	4	23	9	11	5	8	5	6	2	0	0	64	28	92
47	MINISTRY OF PUBLIC UTILITIES	0	0	0	0	0	0	0	2	5	5	3	8	3	4	7	3	0	0	0	0	18	22	40
48	PRIMARY HEALTH CARE DEVELOPMENT AGENCY	0	0	0	0	0	3	4	54	60	625	111	918	87	840	76	791	62	469	0	0	400	3700	4100
49	BUREAU OF STATISTICS	0	0	0	0	1	1	2	0	2	2	9	10	3	2	1	6	2	0	0	0	20	21	41
50	CENTRAL MEDICAL STORES	0	0	0	0	0	0	3	1	3	3	1	3	1	5	3	2	8	2	1	1	20	17	37
51	FOUNTAIN AGRIC MARKETING AGENCY	6	2	4	3	3	4	2	9	0	1	0	3	1	0	0	0	0	0	0	0	16	22	38
52	BROADCASTING SERVICE OF EKITI STATE	0	0	0	0	0	0	3	1	19	13	24	14	40	17	32	19	19	6	2	0	139	70	209
53	EKCSDA	0	0	0	0	0	1	3	0	4	3	8	2	3	2	4	2	3	0	0	0	26	11	37
54	BUREAU OF PRODUCTIVITY	0	0	0	0	1	0	0	0	2	2	3	5	3	1	1	5	1	2	0	0	11	15	26
55	EKITI STATE WASTE MANAGEMENT BOARD	0	0	0	0	0	0	0	0	1	2	4	2	5	3	3	4	6	2	0	0	19	13	32
56	EKITI STATE ENTERPRISE DEVELOPMENT AGENCY	0	0	0	0	0	0	3	2	4	5	5	3	9	6	8	7	2	2	2	0	33	25	58
57	BUREAU OF PUBLIC PROCUREMENT	0	0	0	0	0	0	3	3	7	4	9	6	6	4	5	2	3	1	0	0	33	20	53
58	EKITI STATE UNIVERSITY TEACHING HOSPITAL	0	0	2	7	35	45	85	164	125	255	96	177	77	135	65	92	40	49	15	8	540	932	1472
59	EKITI STATE MUSLIM PILGRIMS WELFARE BOARD	0	0	0	0	0	0	1	0	0	3	4	0	0	3	0	2	0	2	0	0	5	10	15
60	EKITI SCHOLARSHIP BOARD	0	0	0	0	0	0	0	0	0	1	3	2	2	0	1	3	5	1	0	0	11	7	18

TABLE 3.4(CONTD)

PUBLIC SERVICE PERSONNEL CLASSIFIED BY GENDER AND AGE IN EKITI STATE, 2021

S/N	MDA	<20		20-24		25-29		30-34		35-39		40-44		45-49		50-54		55-59		60+		TOTAL		GRAND TOTAL
		M	F	M	F	M	F	M	F	M	F	M	F	M	F	M	F	M	F	M	F	M	F	
61	BOARD FOR TECHNICAL AND VOCATION EDUCATION	0	0	2	0	2	1	10	9	19	17	27	8	19	14	24	10	18	5	2	0	123	64	187
62	INTERNAL REVENUE SERVICES	0	0	0	0	0	0	12	11	17	19	22	29	26	31	18	23	14	23	0	0	106	136	245
63	HOSPITAL MANAGEMENT BOARD	0	0	0	3	26	72	68	247	146	395	127	294	95	200	104	161	68	101	20	1	654	1474	2128
64	EKITI STATE LIBRARY BOARD	0	0	0	0	0	0	0	2	2	4	1	5	1	4	0	3	0	1	1	0	5	19	24
65	EKITI STATE ELECTRICITY BOARD	0	0	0	0	0	0	10	1	17	2	21	8	21	10	10	6	11	1	0	0	90	28	118
66	EKITI STATE HOUSING CORPORATION	0	0	0	0	0	1	9	4	21	10	20	9	12	10	9	8	4	2	3	1	78	45	123
67	EKITI STATE WATER CORPORATION	0	0	0	0	3	1	16	1	39	13	50	7	59	8	73	24	99	30	1	0	340	84	424
68	STATE UNIVERSALBASIC EDUCATION BOARD	0	0	1	5	28	62	158	352	323	755	381	920	437	1079	290	917	308	700	6	0	1932	4790	6722
69	EKITI STATE CHRISTIAN PILGRIMS WELFARE BOARD	0	0	0	0	0	0	0	1	1	0	1	1	2	3	2	0	2	3	0	0	8	8	16
70	EKITI STATE EDUCATION TRUST FUND	0	0	0	0	0	0	2	3	1	4	3	3	2	1	4	4	3	0	0	0	15	15	30
71	EKITI STATE COLLEGE OF EDUCATION, IKERE EKITI	0	0	38	48	53	68	91	70	102	84	86	23	46	25	50	54	66	39	21	19	553	430	983
72	EKITI STATE UNIVERSITY																							
73	COLLEGE OF HEALTH,SCIENCE & TECHNOLOGY. IJERO EKITI	0	0	2	2	46	55	44	49	48	42	19	27	15	13	9	5	1	1	4	1	188	195	383
74	OFFICE OF DISABILITY AFFAIRS	0	0	0	0	0	0	0	1	6	4	3	4	4	5	3	2	1	2	0	0	17	18	35
75	DIRECTORATE OF FARMS SETTLEMENT AND PEASANT FARMERS	0	0	0	0	0	0	1	1	3	0	3	0	7	0	5	2	2	0	0	0	21	3	24
76	EKITI STATE LOCAL GOVT STAFF LOANS BOARD	0	0	0	0	0	0	0	0	2	5	8	9	11	7	8	6	4	2	0	0	33	29	62
77	LOCAL GOVT PENSION TRANSMISSION	0	0	0	0	1	0	1	2	1	6	5	1	8	7	3	3	0	4	0	0	19	23	42
78	EKITI STATE HOUSE OF ASSEMBLY COMMISSION	0	0	0	0	1	1	2	4	6	10	8	12	8	4	8	2	3	3	1	0	37	36	73
79	MINISTRY OF INFOR., TOURISM & VALUES	0	0	0	0	3	3	10	10	10	8	8	5	14	12	13	6	11	1	1	0	70	45	115
80	PUBLIC WORK	0	0	0	0	3	4	46	8	76	8	76	10	81	5	45	8	23	2	0	0	350	45	395
81	MICROFINACE	0	0	0	0	1	0	0	1	3	2	4	2	7	2	1	6	4	1	0	0	20	14	34
	TOTAL	53	32	129	92	349	488	934	1384	1892	3401	2259	4024	2553	4165	2220	3675	1935	2229	249	59	12573	19549	32122

TABLE 3.5
PUBLIC SERVICE PERSONNEL CLASSIFIED BY GENDER AND LOCAL GOVERNMENT IN EKITI STATE, 2021

S/N	MDA	ADO		EFON		EKITI EAST		EKITI S/W		EKITI WEST		EMURE		GBONYIN		IDO/OSI	
		M	F	M	F	M	F	M	F			M	F	M	F	M	F
1	MINISTRY OF BUDGET & ECONOMIC PLANNING	4	1	0	1	0	1	7	4	2	1	0	1	4	3	7	5
2	MINISTRY OF LOCAL GOVERNMENT. & COMMUNITY DEVELOPMENT	6	5	3	1	2	1	2	1	1	1	1	0	1	2	3	4
3	MINI. OF WOMEN AFFAIRS, GENDER EMPOWERMENT AND SOCIAL WELFARE	3	13	4	2	1	8	4	6	4	5	2	4	1	4	2	8
4	OFFICE OF THE DEPUTY GOVERNOR.	6	6	0	0	3	4	2	2	1	1	0	1	2	0	4	7
5	MINISTRY OF AGRICULTURE & NATURAL RESOURCES	18	9	4	2	16	4	24	2	14	2	11	3	12	6	19	5
6	EKITI STATE BOUNDARY COMMISSION	1	1	0	0	1	0	3	0	0	0	0	0	1	2	2	1
7	MINISTRY OF INVESTMENTS, TRADE & INDUSTRIES	9	16	4	2	6	2	10	5	11	14	2	3	5	4	12	5
8	MINISTRY OF ART, CULTURE AND TOURISM	13	10	1	0	0	1	2	3	10	3	3	2	2	4	6	4
9	MINISTRY OF EDUCATION, SCIENCE & TECHNOLOGY	31	47	9	13	16	11	16	24	23	9	10	14	17	9	29	29
10	MINISTRY OF FINANCE	6	6	0	1	1	1	1	4	0	1	0	1	2	5	1	3
11	MINISTRY OF HEALTH	6	11	7	6	7	8	4	9	9	4	3	3	2	7	4	2
12	MINISTRY OF JUSTICE	6	9	5	7	3	5	4	10	4	3	4	4	5	6	3	2
13	MINISTRY OF WORKS AND TRANSPORT	71	12	9	2	29	1	18	1	19	1	22	0	10	2	12	0
14	MINISTRY OF LANDS, HOUSING AND URBAN DEVELOPMENT	6	3	0	1	4	0	4	4	5	1	2	2	4	0	6	4
15	CIVIL SERVICE COMMISSION	5	6	1	2	0	1	1	3	1	3	0	0	0	1	0	2
16	MINISTRY OF YOUTH & SPORT DEVELOPMENT	3	4	0	0	0	0	1	0	1	1	1	0	2	1	0	8
17	STATE AUDITOR-GENERAL OFFICE	3	4	0	2	7	6	5	2	2	1	2	1	2	3	11	3
18	MINISTRY OF ENVIRONMENT	2	5	1	1	1	1	5	4	2	6	1	3	6	4	4	5
19	JUDICIAL SERVICE COMMISSION	6	4	0	0	0	1	1	2	0	1	0	0	2	0	6	4
20	THE JUDICIARY (HIGH COURT)	52	65	12	21	36	21	41	16	42	19	4	10	35	13	54	57

TABLE 3.5 (CONT.)

PUBLIC SERVICE PERSONNEL CLASSIFIED BY GENDER AND LOCAL GOVERNMENT IN EKITI STATE, 2021

S/N	MDA	IJERO		IKERE		IKOLE		ILEJEMEJE		IRE/IFE		ISE/ORUN		MOBA		OYE		OTHERS (NON EKITI INDIGENES)		TOTAL		GRAND TOTAL
		M	F	M	F	M	F	M	F	M	F	M	F	M	F	M	F	M	F	M	F	
1	MINISTRY OF BUDGET & ECONOMIC PLANNING	8	3	5	4	7	5	1	1	9	3	1	1	4	1	5	8	0	0	65	43	108
2	MINISTRY OF LOCAL GOVERNMENT. & COMMUNITY DEVELOPMENT	1	0	1	2	2	3	0	0	2	5	0	2	0	2	1	2	0	0	26	32	58
3	MINI. OF WOMEN AFFAIRS, GENDER EMPOWERMENT AND SOCIAL WELFARE	3	5	1	4	2	4	2	4	6	16	6	6	2	6	4	4	2	1	49	100	149
4	OFFICE OF THE DEPUTY GOVERNOR.	4	1	1	1	4	2	0	0	3	3	0	0	0	1	5	4	0	0	35	33	68
5	MINISTRY OF AGRICULTURE & NATURAL RESOURCES	14	2	12	1	14	2	8	1	23	6	10	2	17	5	23	7	8	0	247	59	306
6	EKITI STATE BOUNDARY COMMISSION	0	0	2	1	0	0	0	0	1	1	0	0	0	0	2	1	0	0	13	7	20
7	MINISTRY OF INVESTMENTS, TRADE & INDUSTRIES	13	7	4	8	4	8	3	2	11	5	1	6	10	5	11	12	0	0	116	204	220
8	MINISTRY OF ART, CULTURE AND TOURISM	6	1	1	0	0	6	2	0	5	7	2	3	2	2	3	6	14	5	72	57	129
9	MINISTRY OF EDUCATION, SCIENCE & TECHNOLOGY	29	21	33	22	21	21	5	6	21	31	8	9	10	26	20	29	6	8	304	329	633
10	MINISTRY OF FINANCE	5	6	0	0	7	3	2	0	4	7	2	1	4	1	4	5	0	0	39	45	84
11	MINISTRY OF HEALTH	3	6	5	7	3	4	1	4	19	10	3	2	1	2	3	2	1	2	81	89	170
12	MINISTRY OF JUSTICE	3	2	0	3	3	2	2	1	6	4	5	2	4	3	3	3	1	0	61	66	127
13	MINISTRY OF WORKS AND TRANSPORT	26	5	17	2	33	3	9	3	16	2	21	2	22	5	13	4	3	0	350	45	395
14	MINISTRY OF LANDS, HOUSING AND URBAN DEVELOPMENT	3	3	7	1	3	3	1	1	2	1	1	1	1	1	6	1	0	1	55	28	83
15	CIVIL SERVICE COMMISSION	1	0	0	2	2	3	1	0	5	3	1	1	1	1	6	4	0	0	26	32	58
16	MINISTRY OF INFORMATION ,YOUTH & SPORT DEVELOPMENT	3	3	1	0	1	2	0	0	2	1	0	0	1	1	0	2	0	0	16	23	39
17	STATE AUDITOR-GENERAL OFFICE	7	0	4	3	3	2	1	0	2	9	0	0	1	4	7	3	0	0	57	43	100
18	MINISTRY OF ENVIRONMENT	1	1	0	4	1	2	0	1	5	2	2	0	1	2	1	3	0	0	33	44	77
19	JUDICIAL SERVICE COMMISSION	2	2	0	1	1	0	0	3	3	2	0	0	1	0	2	0	2	2	25	22	48
20	THE JUDICIARY (HIGH COURT)	74	64	38	26	41	47	25	8	88	80	26	8	26	14	52	17	35	5	681	491	1172

TABLE 3.5 (CONT.)

PUBLIC SERVICE PERSONNEL CLASSIFIED BY GENDER AND LOCAL GOVERNMENT IN EKITI STATE, 2021

S/N	MDA	ADO		EFON		EKITI EAST		EKITI S/W		EKITI WEST		EMURE		GBONYIN		IDO/OSI	
		M	F	M	F	M	F	M	F			M	F	M	F	M	F
21	STATE INDEPENDENT ELECTORAL COMMISSION	5	7	1	1	9	3	10	3	3	3	1	0	3	0	9	2
22	LOCAL GOVERNMENT SERVICE COMMISSION	13	18	1	3	3	8	10	12	9	10	1	3	10	4	7	12
23	<u>CABINET & SPECIAL SERVICES DEPARTMENT</u>	0	5	0	0	1	2	2	1	0	2	2	0	2	0	2	1
24	SCHOOLS AGRICULTURE & ENTERPRISE AGENCY	1	3	0	0	0	1	0	0	0	1	0	0	0	0	1	2
25	OFFICE OF THE SURVEYOR GENERAL	6	1	0	1	3	0	1	1	0	1	1	0	1	1	3	1
26	OFFICE OF THE AUDITOR-GENERAL FOR LOCAL GOVERNMENT	1	3	0	0	2	0	2	1	4	1	0	1	2	1	0	1
27	TEACHING SERVICE COMMISSION	318	880	64	97	214	260	236	286	196	244	49	97	281	234	296	393
28	PARASTATAL AFFAIRS DEPARTMENT	0	0	0	0	0	0	1	0	0	0	0	0	0	1	1	0
29	GENERAL ADMIN DEPT.(OFFICE OF THE GOVERNOR)	13	6	2	1	3	1	7	2	2	5	3	0	3	0	3	2
30	OFFICE OF ESTABLISHMENTS AND SERVICE MATTERS	2	4	0	0	2	2	0	2	0	1	0	0	0	1	2	1
31	EKITI STATE LIAISON OFFICE LAGOS	1	0	0	0	0	3	1	2	1	1	0	0	0	1	1	0
32	EKITI STATE LIAISON OFFICE ABUJA	0	1	0	1	1	0	0	0	0	2	0	0	0	0	0	0
33	EKITI STATE HOUSE OF ASSEMBLY	11	12	2	5	10	10	13	8	6	9	4	1	6	4	4	6
34	EKITI STATE AGRIC DEVELOPMENT PROGRAMME	15	5	3	1	10	1	7	3	6	3	3	2	5	4	14	4
35	POLITICAL & ECONOMIC AFFAIRS DEPT.(OFFICE OF THE GOV)	1	2	0	0	0	1	0	0	0	0	0	0	1	2	2	2
36	EKITI STATE PENSION COMMISSION	1	5	0	0	0	2	3	1	3	2	0	0	0	0	1	2
37	FISCAL RESPONSIBILITY COMMISSION	3	1	0	0	1	0	1	2	0	1	0	0	0	1	1	1
38	JOB CREATION AND EMPLOYMENT AGENCY	1	0	0	0	3	2	1	1	0	0	0	0	0	0	0	0
39	RURAL WATER SUPPLY & SANITATION AGENCY	1	6	0	1	1	0	0	1	1	0	0	1	1	1	1	3
40	MINERAL RESOURCES DEVELOPMENT AGENCY	0	2	1	0	0	0	0	2	2	0	0	0	0	0	1	0

TABLE 3.5 (CONT.)

PUBLIC SERVICE PERSONNEL CLASSIFIED BY GENDER AND LOCAL GOVERNMENT IN EKITI STATE, 2021

S/N	MDA	IJERO		IKERE		IKOLE		ILEJEMEJE		IRE/IFE		ISE/ORUN		MOBA		OYE		OTHERS (NON EKITI INDIGENES)		TOTAL		GRAND TOTAL
		M	F	M	F	M	F	M	F	M	F	M	F	M	F	M	F	M	F	M	F	
21	STATE INDEPENDENT ELECTORAL COMMISSION	5	3	5	0	12	7	2	0	5	9	4	1	4	2	5	3	6	0	89	44	133
22	LOCAL GOVERNMENT SERVICE COMMISSION	2	9	9	6	7	15	8	13	20	25	2	4	2	10	6	19	1	1	111	172	283
23	CABINET & SPECIAL SERVICES DEPARTMENT	1	2	0	0	1	3	0	0	2	2	2	2	1	1	3	0	0	0	19	21	40
24	SCHOOLS AGRICULTURE & ENTERPRISE AGENCY	1	1	1	0	0	1	0	0	1	1	0	0	0	1	0	1	1	0	6	12	18
25	OFFICE OF THE SURVEYOR GENERAL	1	1	1	0	3	0	2	1	3	0	0	1	4	2	6	1	0	0	35	12	47
26	OFFICE OF THE AUDITOR-GENERAL FOR LOCAL GOVERNMENT	2	1	1	0	1	2	1	1	3	3	0	2	0	1	1	4	0	0	20	22	42
27	TEACHING SERVICE COMMISSION	237	268	228	476	308	399	47	55	332	466	122	195	248	229	274	333	114	67	3564	4979	8543
28	PARASTATAL AFFAIRS DEPARTMENT	0	1	0	0	0	0	0	0	0	0	0	0	0	0	0	0	0	0	2	2	4
29	GENERAL ADMIN DEPT.(OFFICE OF THE GOVERNOR)	7	3	3	1	6	6	0	1	14	2	1	0	6	2	7	5	1	0	81	37	118
30	OFFICE OF ESTABLISHMENTS AND TRAINING	0	1	0	2	1	1	0	0	2	1	0	0	0	1	0	1	0	0	9	18	27
31	EKITI STATE LIAISON OFFICE LAGOS	0	0	0	2	0	1	0	0	1	0	0	1	0	0	0	0	1	2	3	13	19
32	EKITI STATE LIAISON OFFICE ABUJA	0	0	0	1	0	0	0	0	2	2	0	0	3	0	1	0	6	1	14	7	21
37	FISCAL RESPONSIBILITY COMMISSION	7	3	11	6	13	9	1	3	17	8	5	4	8	7	6	6	0	0	124	101	225
34	EKITI STATE AGRIC DEVELOPMENT PROGRAMME	14	2	6	3	23	9	10	4	8	1	3	1	6	1	12	2			145	46	191
35	POLITICAL & ECONOMIC AFFAIRS DEPT.(OFFICE OF THE GOV)	0	0	1	1	2	0	0	0	2	1	2	1	1	3	2	0	0	0	14	13	27
36	EKITI STATE PENSION COMMISSION	2	4	3	0	2	2	2	2	5	1	1	2	0	0	2	0	0	0	25	23	48
37	FISCAL RESPONSIBILITY COMMISSION	1	1	1	1	1	0	0	0	3	1	1	0	0	0	1	0	2	0	14	10	24
38	JOB CREATION AND EMPLOYMENT AGENCY	0	0	1	0	0	1	0	0	1	2	0	0	0	1	1	1	0	0	8	8	16
39	RURAL WATER SUPPLY & SANITATION AGENCY	3	1	5	5	1	0	1	0	1	1	1	0	0	0	1	1	0	0	18	21	29
40	MINERAL RESOURCES DEVELOPMENT AGENCY	1	0	0	1	1	1	1	1	2	0	0	1	1	1	0	0	0	0	10	9	19

TABLE 3.5 (CONT.)

PUBLIC SERVICE PERSONNEL CLASSIFIED BY GENDER AND LOCAL GOVERNMENT IN EKITI STATE, 2021

S/N	MDA	ADO		EFON		EKITI EAST		EKITI S/W		EKITI WEST		EMURE		GBONYIN		IDO/OSI	
		M	F	M	F	M	F	M	F	M	F	M	F	M	F	M	F
41	AGENCY FOR ADULT AND NON FORMAL EDUCATION	0	3	0	2	1	0	1	3	2	0	1	0	1	1	0	4
42	URBAN RENEWAL AGENCY	2	2	0	0	0	0	1	1	1	0	1	0	1	1	1	3
43	STATE ENVIRONMENT PROTECTION AGENCY	4	0	0	0	0	0	0	0	0	0	0	0	2	1	0	2
44	EKITI STATE EMERGENCY MANAGEMENT AGENCY	1	2	0	0	0	1	1	0	1	1	1	0	0	0	2	2
45	EKITI STATE AIDS CONTROL AGENCY	1	0	1	0	0	0	2	0	0	0	1	0	0	0	0	4
46	EKITI STATE SPORT COUNCIL	14	3	1	0	5	0	2	3	4	1	1	0	5	0	0	6
47	MINISTRY OF PUBLIC UTILITIES	2	2	1	1	2	0	1	2	1	3	0	0	0	1	1	0
48	PRIMARY HEALTH CARE DEVELOPMENT AGENCY	19	363	23	158	33	200	30	302	36	232	19	166	31	247	31	280
49	BUREAU OF STATISTICS	2	2	1	1	1	1	0	2	1	2	0	0	2	1	0	0
50	CENTRAL MEDICAL STORES	3	3	0	1	2	2	0	1	0	0	0	0	4	0	1	3
51	FOUNTAIN AGRIC MARKETING AGENCY	2	3	0	0	0	1	2	1	0	1	0	1	0	1	0	1
52	BROADCASTING SERVICE OF EKITI STATE	13	8	1	1	3	6	6	5	6	5	3	2	7	2	15	7
53	EKCSDA	3	0	1	2	0	2	2	0	3	0	0	0	3	0	1	2
54	BUREAU OF PRODUCTIVITY	1	3	0	1	2	1	2	2	2	0	0	0	0	0	1	5
55	EKITI STATE WASTE MANAGEMENT BOARD	1	1	1	0	1	2	2	2	1	1	4	0	2	1	1	1
56	EKITI STATE ENTERPRISE DEVELOPMENT AGENCY	3	2	0	0	1	0	6	4	2	2	1	0	0	1	2	2
57	BUREAU OF PUBLIC PROCUREMENT	3	2	1	0	2	0	2	1	0	0	2	2	2	2	2	2
58	EKITI STATE UNIVERSITY TEACHING HOSPITAL	45	121	9	14	21	34	27	63	28	39	4	15	15	36	33	69
59	EKITI STATE MUSLIM PILGRIMS WELFARE BOARD	0	3	0	0	0	0	0	1	0	1	0	0	0	0	0	0
60	EKITI SCHOLARSHIP BOARD	1	0	1	0	2	0	0	2	0	0	0	0	0	0	0	0

TABLE 3.5 (CONT.)
PUBLIC SERVICE PERSONNEL CLASSIFIED BY GENDER AND LOCAL GOVERNMENT IN EKITI STATE, 2021

S/N	MDA	IJERO		IKERE		IKOLE		ILEJEMEJE		IRE/IFE		ISE/ORUN		MOBA		OYE		OTHERS (NON EKITI INDIGENES)		TOTAL		GRAND TOTAL
		M	F	M	F	M	F	M	F	M	F	M	F	M	F	M	F	M	F	M	F	
41	AGENCY FOR ADULT AND NON FORMAL EDUCATION	0	2	3	3	1	3	0	1	3	2	0	2	0	1	2	2	0	0	15	29	44
42	URBAN RENEWAL AGENCY	2	1	0	0	0	0	0	0	1	1	0	0	0	0	0	0	0	0	10	9	19
43	STATE ENVIRONMENT PROTECTION AGENCY	2	1	1	0	2	1	0	0	3	1	1	1	2	1	0	2	0	0	17	10	27
44	EKITI STATE EMMERGENCY MANAGEMENT AGENCY	0	1	0	1	0	0	0	1	1	1	0	0	1	2	0	0	0	2	8	15	23
45	EKITI STATE AIDS CONTROL AGENCY	2	1	0	1	2	1	0	0	1	3	0	0	0	0	1	0	0	0	11	10	21
46	EKITI STATE SPORT COUNCIL	7	2	7	2	7	2	0	0	2	3	2	2	2	0	2	0	3	4	64	28	92
47	MINISTRY OF PUBLIC UTILITIES	1	2	0	0	3	0	1	0	3	4	0	3	0	1	2	3	0	0	18	22	40
48	PRIMARY HEALTH CARE DEVELOPMENT AGENCY	28	314	17	315	24	185	18	99	31	276	15	172	24	176	21	198	0	0	400	3700	4100
49	BUREAU OF STATISTICS	1	2	1	2	3	1	0	0	2	5	1	0	1	1	3	1	1	20	21	41	
50	CENTRAL MEDICAL STORES	3	1	2	1	1	1	1	1	1	1	0	0	1	1	1	1	0	0	20	17	37
51	FOUNTAIN AGRIC MARKETING AGENCY	0	1	1	0	1	5	1	0	5	4	0	0	4	0	0	3	0	0	16	22	38
52	BROADCASTING SERVICE OF EKITI STATE	13	3	11	3	8	4	1	1	15	12	2	3	8	2	19	5	8	1	139	70	209
53	EKCSDA	2	1	0	1	2	0	1	0	2	0	1	0	2	0	3	3	0	0	26	11	37
54	BUREAU OF PRODUCTIVITY	0	0	1	0	0	0	0	0	0	0	0	0	1	1	1	0	0	0	11	15	26
55	EKITI STATE WASTE MANAGEMENT BOARD	0	0	0	0	0	0	2	1	0	2	2	1	1	0	1	1	0	0	19	13	32
56	EKITI STATE ENTERPRISE DEVELOPMENT AGENCY	2	2	2	3	3	1	0	0	7	2	0	1	2	1	2	4	0	0	33	25	58
57	BUREAU OF PUBLIC PROCUREMENT	2	3	1	2	3	0	0	2	3	3	0	3	0	4	2	0	0	0	33	20	53
58	EKITI STATE UNIVERSITY TEACHING HOSPITAL	32	60	14	30	39	70	7	11	52	67	9	24	28	52	64	104	113	123	540	932	1472
59	EKITI STATE MUSLIM PILGRIM WELFAREBOARD	1	1	0	0	1	1	0	0	1	1	1	0	0	1	0	1	1	0	5	10	15
60	EKITI SCHOLARSHIP BOARD	2	2	1	0	1	1	0	0	1	0	1	0	0	0	1	2	0	0	11	7	18

TABLE 3.5 (CONT.)
PUBLIC SERVICE PERSONNEL CLASSIFIED BY GENDER AND LOCAL GOVERNMENT IN EKITI STATE, 2021

S/N	MDA	ADO		EFON		EKITI EAST		EKITI S/W		EKITI WEST		EMURE		GBONYIN		IDO/OSI	
		M	F	M	F	M	F	M	F			M	F	M	F	M	F
61	BOARD FOR TECHNICAL AND VOCATION EDUCATION	19	9	2	1	8	3	9	5	2	3	4	3	5	2	10	8
62	INTERNAL REVENUE SERVICES	16	51	5	5	4	8	6	9	7	5	8	4	6	6	10	7
63	HOSPITAL MANAGEMENT BOARD	35	99	24	40	33	74	45	77	40	83	15	34	32	62	52	117
64	EKITI STATE LIBRARY BOARD	0	1	1	0	0	1	0	1	1	2	0	0	0	1	0	1
65	EKITI STATE ELECTRICITY BOARD	7	1	2	0	12	1	1	0	8	4	3	3	6	1	3	1
66	EKITI STATE HOUSING CORPORATION	8	4	0	1	4	2	2	1	8	2	0	2	8	8	15	6
67	EKITI STATE WATER CORPORATION	35	13	19	1	25	5	17	4	21	3	3	1	11	2	58	9
68	STATE UNIVERSALBASIC EDUCATION BOARD	111	171	100	210	151	427	170	377	175	467	117	211	129	285	124	338
69	EKITI STATE CHRISTIAN PILGRIMS WELFARE BOARD	0	3	0	0	0	0	1	0	0	0	1	0	1	1	1	1
70	EKITI STATE EDUCATION TRUST FUND	3	2	0	0	1	1	0	0	0	0	0	0	1	1	1	0
71	EKITI STATE COLLEGE OF EDUCATION, IKERE EKITI	41	38	2	2	10	7	15	12	29	15	7	11	21	9	20	18
72	EKITI STATE UNIVERSITY																
73	COLLEGE OF HEALTH,SCIENCE & TECHNOLOGY. IJERO EKITI	15	14	3	4	17	13	23	13	23	13	8	7	10	4	22	23
74	OFFICE OF DISABILITY AFFAIRS	4	1	0	2	0	0	2	3	2	2	1	1	0	0	1	1
75	DIRECTORATE OF FARM SETTLEMENT AND PEASANT FARMERS	0	0	0	0	0	0	0	2	5	0	0	0	0	0	4	1
76	EKITI STATE LOCAL GOVT STAFF LOANS BOARD	4	2	0	0	4	3	3	5	3	5	0	0	2	0	5	2
77	LOCAL GOVT PENSION TRANSMISSION	1	2	0	0	2	0	4	3	1	3	0	0	1	0	1	4
78	EKITI STATE HOUSE OF ASSEMBLY COMMISSION	2	4	1	1	2	1	1	4	2	4	0	0	3	2	6	2
79	MINISTRY OF INFORMATION, TOURISM AND VALUES ORIENTATION	8	4	1	2	4	0	2	6	6	3	3	2	4	4	5	7
80	PUBLIC WORKS	7	5	1	0	1	0	2	0	3	0	0	0	0	0	0	1
81	MICROFINANCE	2	3	0	0	2	0	1	1	0	1	1	0	0	0	1	0
	TOTAL	1087	2140	336	622	813	1166	841	1345	807	1266	341	621	744	1013	963	1523

TABLE 3.5 (CONT.)

PUBLIC SERVICE PERSONNEL CLASSIFIED BY GENDER AND LOCAL GOVERNMENT IN EKITI STATE, 2021

S/N	MDA	IJERO		IKERE		IKOLE		ILEJEMEJE		IRE/IFE		ISE/ORUN		MOBA		OYE		OTHERS (NON EKITI INDIGENES)		TOTAL		GRAND TOTAL
		M	F	M	F	M	F	M	F	M	F	M	F	M	F	M	F	M	F	M	F	
61	BOARD FOR TECHNICAL AND VOCATION EDUCATION	16	3	8	5	9	5	1	1	5	5	2	2	13	5	9	4	0	1	123	64	187
62	INTERNAL REVENUE SERVICES	9	12	8	5	7	9	4	1	6	5	5	4	3	1	5	4	0	0	109	136	245
63	HOSPITAL MANAGEMENT BOARD	57	112	25	59	48	134	21	31	37	100	36	129	50	115	54	138	50	70	654	1474	2128
64	EKITI STATE LIBRARY BOARD	0	1	0	2	1	2	0	0	1	5	0	0	1	0	0	2	0	0	5	19	24
65	EKITI STATE ELECTRICITY BOARD	2	1	1	0	8	3	1	0	13	3	2	2	10	4	9	4	1	0	90	28	118
66	EKITI STATE HOUSING CORPORATION	11	3	2	3	3	2	1	0	6	4	3	3	0	3	3	1	4	0	78	45	123
67	EKITI STATE WATER CORPORATION	12	5	17	6	28	8	3	1	28	10	6	3	25	3	20	8	12	2	340	84	424
68	STATE UNIVERSAL BASIC EDUCATION BOARD	165	303	57	174	165	363	27	74	113	403	102	234	107	142	146	458	80	46	2039	4683	6722
69	EKITI STATE CHRISTIAN PILGRIMS WELFARE BOARD	0	0	1	0	2	1	0	0	0	1	0	0	1	0	0	1	0	0	8	8	16
70	EKITI STATE EDUCATION TRUST FUND	2	3	2	1	2	2	0	0	1	2	1	0	0	1	1	2	0	0	15	15	30
71	EKITI STATE COLLEGE OF EDUCATION, IKERE EKITI	20	9	126	153	29	17	6	2	49	26	13	13	14	3	31	26	120	69	553	430	983
72	EKITI STATE UNIVERSITY																					
73	COLLEGE OF HEALTH, SCIENCE & TECHNOLOGY. IJERO EKITI	14	28	9	8	4	12	5	4	5	12	6	3	9	9	8	11	7	14	188	195	383

74	OFFICE OF DISABILITY AFFAIRS	1	2	1	0	1	1	0	0	1	1	0	1	0	0	3	4	0	0	17	18	35
75	DIRECTORATE OF FARM SETTLEMENT AND PEASANT FARMERS	0	0	0	0	3	0	0	0	2	0	1	1	1	1	3	0	0	0	21	3	24
76	EKITI STATE LOCAL GOVT STAFF LOANS BOARD	3	0	1	1	2	4	2	3	0	2	0	1	1	1	2	1	0	0	32	30	62
77	LOCAL GOVT PENSION TRANSMISSION	1	0	0	1	0	2	0	1	1	2	1	0	1	2	5	1	0	0	19	23	42
78	EKITI STATE HOUSE OF ASSEMBLY COMMISSION	2	0	1	1	1	5	1	4	7	3	0	1	3	1	5	2	0	1	37	36	73
79	MINISTRY OF INFORMATION, TOURISM AND VALUES ORIENTATION	4	2	4	2	5	3	2	1	7	5	0	0	7	3	6	1	2	0	70	45	115
80	PUBLIC WORKS	4	0	0	0	2	2	0	1	2	0	2	2	0	1	2	2	0	0	26	14	40
81	MICROFINANCE	3	1	1	2	3	2	0	0	4	1	0	0	1	2	1	1	0	0	20	14	34
		913	1315	728	1379	957	1431	243	357	1078	1701	447	872	733	885	936	1502	606	411	12573	19549	32122

TABLE 3.6
PUBLIC SERVICE PERSONNEL CLASSIFIED BY GENDER AND QUALIFICATION IN EKITI STATE, 2021

S/N	MDA	GRADUATE AND ABOVE				NON-GRADUATES						SCHL. CERT. AND BELOW			TOTAL		GRAND TOTAL		
		UNIVERSITY DEGREE		HND		ND		NCE		OTHERS		SSCE		OTHERS	M	F	M	F	
		M	F	M	F	M	F	M	F	M	F	M	F						
1	MINISTRY OF BUDGET & ECONOMIC PLANNING	39	14	11	9	3	5	0	0	0	0	6	10	6	5	65	43	108	
2	MINISTRY OF LOCAL GOVERNMENT. & COMMUNITY DEVELOPMENT	12	10	1	9	0	4	0	0	0	2	6	7	7	0	26	32	58	
3	MINI. OF WOMEN AFFAIRS, GENDER EMPOWERMENT AND SOCIAL WELFARE	6	30	1	4	4	3	3	12	1	9	25	35	6	7	49	100	149	
4	OFFICE OF THE DEPUTY GOVERNOR.	9	4	3	4	2	7	0	0	0	6	5	10	16	2	35	33	68	
5	MINISTRY OF AGRICULTURE & NATURAL RESOURCES	70	23	47	11	58	7	0	0	52	11	20	7	0	0	247	59	306	
6	EKITI STATE BOUNDARY COMMISSION	4	0	2	4	1	1	0	0	0	0	6	2	0	0	13	7	20	
7	MINISTRY OF INVESTMENTS, TRADE & INDUSTRIES	34	20	18	24	6	2	0	1	43	53	7	4	8	0	116	104	220	
8	MINISTRY OF ART, CULTURE AND TOURISM	27	20	5	7	3	7	1	7	10	2	19	14	7	0	72	57	129	
9	MINISTRY OF EDUCATION, SCIENCE & TECHNOLOGY	167	142	4	2	13	46	64	53	8	16	32	30	16	40	304	329	633	
10	MINISTRY OF FINANCE	15	8	2	12	4	2	0	0	7	7	11	16	0	0	39	45	84	
11	MINISTRY OF HEALTH	20	19	10	4	8	2	0	3	21	35	16	21	6	5	81	89	170	
12	MINISTRY OF JUSTICE	28	31	20	25	5	2	0	2	8	2	0	4	0	0	61	66	127	
13	MINISTRY OF WORKS AND TRANSPORT	140	20	170	10	20	10	0	2	0	0	20	3	0	0	350	45	395	
14	MINISTRY OF LANDS, HOUSING AND URBAN DEVELOPMENT	12	5	16	10	5	4	0	0	6	5	11	8	5	0	55	28	83	
15	CIVIL SERVICE COMMISSION	8	10	3	4	1	10	0	1	0	0	10	7	4	0	26	32	58	
16	MINISTRY OF YOUTH & SPORT DEVELOPMENT	11	6	0	5	1	1	0	6	0	0	2	4	2	1	16	23	39	
17	STATE AUDITOR-GENERAL OFFICE	36	24	8	10	5	5	0	3	7	0	1	0	0	1	57	43	100	
18	MINISTRY OF ENVIRONMENT	12	15	6	13	1	3	0	2	4	3	7	5	3	3	33	44	77	
19	JUDICIAL SERVICE COMMISSION	8	6	3	2	2	2	0	4	0	5	0	3	13	0	26	22	48	
20	THE JUDICIARY (HIGH COURT)	233	110	57	26	116	126	23	26	54	134	110	59	88	10	681	491	1172	

TABLE 3.6 (CONTD)
PUBLIC SERVICE PERSONNEL CLASSIFIED BY GENDER AND QUALIFICATION IN EKITI STATE, 2021

S/N	MDA	GRADUATE AND ABOVE				NON-GRADUATES						SCHL. CERT. AND BELOW				TOTAL		GRAND TOTAL
		UNIVERSITY DEGREE		HND		ND		NCE		OTHERS		SSCE		OTHERS				
		M	F	M	F	M	F	M	F	M	F	M	F	M	F	M	F	
21	STATE INDEPENDENT ELECTORAL COMMISSION	37	12	3	5	7	4	4	7	0	4	15	10	23	2	89	44	133
22	LOCAL GOVERNMENT SERVICE COMMISSION	46	32	9	51	20	45	1	3	29	26	6	15	0	0	111	172	283
23	CABINET & SPECIAL SERVICES DEPARTMENT	11	9	2	5	2	2	0	0	2	3	2	1	0	1	19	21	40
24	SCHOOLS AGRICULTURE & ENTERPRISE AGENCY	2	6	0	2	0	2	0	1	0	0	1	2	2	0	5	13	18
25	OFFICE OF THE SURVEYOR GENERAL	7	4	6	3	7	1	0	0	8	1	7	3	0	0	35	12	47
26	OFFICE OF THE AUDITOR-GENERAL FOR LOCAL GOVERNMENT	14	9	2	8	3	1	0	1	0	0	0	3	1	0	20	22	42
27	TEACHING SERVICE COMMISSION	2125	3058	189	205	74	143	441	1054	56	141	280	261	399	117	3564	4979	8543
28	PARASTATAL AFFAIRS DEPARTMENT	0	1	0	0	1	0	0	0	0	1	1	0	0	0	2	2	4
29	GENERAL ADMIN DEPT.(OFFICE OF THE GOVERNOR)	11	6	10	10	5	6	0	0	40	4	15	11	0	0	81	37	118
30	OFFICE OF ESTABLISHMENTS AND SERVICE MATTER	1	1	2	3	5	9	0	0	0	0	3	3	0	0	11	16	27
31	EKITI STATE LIAISON OFFICE LAGOS	2	6	0	4	2	1	0	1	0	0	1	1	1	0	6	13	19
32	EKITI STATE LIAISON OFFICE ABUJA	2	3	0	2	0	1	0	0	0	0	12	1	0	0	14	7	21
33	EKITI STATE HOUSE OF ASSEMBLY	46	23	13	29	8	7	0	0	0	0	57	42	0	0	124	101	225
34	EKITI STATE AGRIC DEVELOPMENT PROGRAMME	14	2	93	20	10	10	0	0	0	0	28	14	0	0	145	46	191
35	POLITICAL & ECONOMIC AFFAIRS DEPT.(OFFICE OF THE GOV)	5	3	3	4	3	2	0	0	0	0	1	0	2	4	14	13	27
36	EKITI STATE PENSION COMMISSION	11	10	4	5	4	4	0	2	0	1	4	1	2	0	25	23	48
37	FISCAL RESPONSIBILITY COMMISSION	5	3	5	2	1	1	0	0	0	0	3	2	0	2	14	10	24
38	JOB CREATION AND EMPLOYMENT AGENCY	5	4	1	2	1	2	0	0	0	0	1	0	0	0	8	8	16
39	RURAL WATER SUPPLY & SANITATION AGENCY	6	5	5	2	0	2	0	2	0	0	4	10	3	0	18	21	39
40	MINERAL RESOURCES DEVELOPMENT AGENCY	3	1	4	5	0	3	0	0	1	0	1	1	0	0	9	10	19

TABLE 3.6 (CONTD)
PUBLIC SERVICE PERSONNEL CLASSIFIED BY GENDER AND QUALIFICATION IN EKITI STATE, 2021

S/N	MDA	GRADUATE AND ABOVE				NON-GRADUATES						SCHL. CERT. AND BELOW				TOTAL		GRAND TOTAL
		UNIVERSITY DEGREE		HND		ND		NCE		OTHERS		SSCE		OTHERS				
		M	F	M	F	M	F	M	F	M	F	M	F	M	F	M	F	
41	AGENCY FOR ADULT AND NON FORMAL EDUCATION	9	18	1	4	2	1	1	3	0	1	1	2	1	0	15	29	44
42	URBAN RENEWAL AGENCY	3	1	2	1	2	2	0	0	0	0	0	1	3	4	10	9	19
43	STATE ENVIRONMENT PROTECTION AGENCY	10	5	4	1	0	2	0	0	0	0	1	2	2	0	17	10	27
44	EKITI STATE EMMERGENCY MANAGEMENT AGENCY	2	3	0	7	3	3	0	0	2	0	0	2	1	0	8	15	23
45	EKITI STATE AIDS CONTROL AGENCY	4	3	1	3	2	4	0	0	0	0	4	0	0	0	11	10	21
46	EKITI STATE SPORT COUNCIL	16	5	4	1	0	2	3	5	16	7	16	4	9	4	64	28	92
47	MINISTRY OF PUBLIC UTILITIES	7	10	1	5	2	3	0	0	0	1	5	2	3	1	18	22	40
48	PRIMARY HEALTH CARE DEVELOPMENT AGENCY	210	355	65	80	45	65	0	0	0	0	80	3200	0	0	400	3700	4100
49	BUREAU OF STATISTICS	9	9	7	6	2	1	0	0	0	0	2	4	0	1	20	21	41
50	CENTRAL MEDICAL STORES	5	4	5	3	0	0	0	0	0	0	8	5	2	5	20	17	37
51	FOUNTAIN AGRIC MARKETING AGENCY	5	4	2	7	0	2	0	0	2	2	4	2	5	1	18	18	36
52	BROADCASTING SERVICE OF EKITI STATE	40	26	11	4	23	17	3	8	24	7	19	6	19	2	139	70	209
53	EKCSDA	17	5	5	2	1	1	0	0	0	0	2	2	1	1	26	11	37
54	BUREAU OF PRODUCTIVITY	8	2	1	4	0	3	0	0	0	0	2	3	0	3	11	15	26
55	EKITI STATE WASTE MANAGEMENT BOARD	8	3	3	5	2	2	0	0	0	1	3	2	3	0	19	13	32
56	EKITI STATE ENTERPRISE DEVELOPMENT AGENCY	3	5	7	2	8	6	0	0	2	7	7	5	6	0	33	25	58
57	BUREAU OF PUBLIC PROCUREMENT	22	12	3	1	1	4	0	0	2	1	3	2	2	0	33	20	53
58	EKITI STATE UNIVERSITY TEACHING HOSPITAL	280	249	66	277	80	185	7	8	4	12	68	192	35	9	540	932	1472
59	EKITI STATE MUSLIM PILGRIMS WELFARE BOARD	1	1	0	3	3	0	0	2	0	1	0	3	1	0	5	10	15
60	EKITI SCHOLARSHIP BOARD	8	3	0	2	0	0	0	0	0	0	2	1	1	0	11	5	18

TABLE 3.6 (CONTD)

PUBLIC SERVICE PERSONNEL CLASSIFIED BY GENDER AND QUALIFICATION IN EKITI STATE, 2021

S/N	MDA	GRADUATE AND ABOVE				NON-GRADUATES						SCHL. CERT. AND BELOW						GRAND TOTAL
		UNIVERSITY DEGREE		HND		ND		NCE		OTHERS		SSCE		OTHERS				
		M	F	M	F	M	F	M	F	M	F	M	F	M	F	M	F	
61	BOARD FOR TECHNICAL AND VOCATION EDUCATION	45	35	29	9	1	3	2	1	3	2	17	12	26	2	123	64	187
62	INTERNAL REVENUE SERVICES	30	30	15	24	20	21	20	15	0	0	24	46	0	0	109	136	245
63	HOSPITAL MANAGEMENT BOARD	161	136	23	21	158	667	0	0	22	0	154	650	136	0	654	1474	2128
64	EKITI STATE LIBRARY BOARD	3	7	1	4	0	1	0	0	1	0	0	0	0	7	5	19	24
65	EKITI STATE ELECTRICITY BOARD	13	4	10	3	10	6	2	2	9	4	15	8	31	1	90	28	118
66	EKITI STATE HOUSING CORPORATION	6	6	11	10	9	5	2	4	8	8	16	9	26	3	78	45	123
67	EKITI STATE WATER CORPORATION	34	8	28	14	16	17	3	2	75	33	70	10	114	0	340	84	424
68	STATE UNIVERSAL BASIC EDUCATION BOARD	428	1747	107	20	22	28	1082	2404	48	71	218	86	403	58	2308	4414	6722
69	EKITI STATE CHRISTIAN PILGRIMS WELFARE BOARD	2	0	3	1	0	2	0	0	1	2	2	3	0	0	8	8	16
70	EKITI STATE EDUCATION TRUST FUND	6	3	1	5	1	3	0	0	2	1	3	3	2	0	15	15	30
71	EKITI STATE COLLEGE OF EDUCATION, IKERE EKITI	385	175	80	78	19	22	18	37	7	25	41	45	3	48	553	430	983
72	EKITI STATE UNIVERSITY																	
73	COLLEGE OF HEALTH, SCIENCE & TECHNOLOGY. IJERO EKITI	57	60	24	20	25	40	12	13	0	0	48	51	22	11	188	196	383
74	OFFICE OF DISABILITY AFFAIRS	8	4	2	2	1	2	0	2	3	3	2	5	1	0	17	18	35
75	DIRECTORATE OF FARM SETTLEMENT AND PEASANT FARMERS	15	2	1	0	1	0	0	0	0	2	2	2	0	0	21	3	24
76	EKITI STATE LOCAL GOVT STAFF LOANS BOARD	13	11	7	5	7	6	0	0	1	1	2	2	3	4	33	29	62
77	LOCAL GOVT PENSION TRANSMISSION	9	4	2	7	2	4	0	0	1	4	5	4	0	0	19	23	42
78	EKITI STATE HOUSE OF ASSEMBLY COMMISSION	13	10	4	5	3	5	0	0	8	0	3	16	6	0	37	36	73
79	MINISTRY OF INFORMATION, TOURISM AND VALUES ORIENTATION	33	20	4	2	6	0	6	9	4	6	8	6	9	2	70	45	115
80	EKITI STATE PUBLIC WORKS	6	3	2	2	0	2	0	0	3	3	15	4	0	0	26	14	40
81	MICROFINANCE	4	5	5	2	3	3	0	0	1	3	4	1	3	0	20	14	34
	TOTAL	4962	6927	1285	1211	891	1631	1698	3705	606	679	1632	5030	1499	366	12573	19549	32122

TABLE 3.7

PUBLIC SERVICE PERSONNEL CLASSIFIED BY GENDER AND NATURE OF APPOINTMENT IN EKITI STATE, 2021

S/N	MDA	PERMANET APPOINTMENT		CONTRACT APPOINTMENT		VOLUNTEER CORPS		TEMPORARY		OTHERS		TOTAL		GRAND TOTAL
		M	F	M	F	M	F	M	F	M	F	M	F	
1	MINISTRY OF BUDGET & ECONOMIC PLANNING	65	43	0	0	0	0	0	0	0	0	65	43	108
2	MINISTRY OF LOCAL GOVERNMENT. & COMMUNITY DEVELOPMENT	26	32	0	0	0	0	0	0	0	0	26	32	58
3	MINI. OF WOMEN AFFAIRS, GENDER EMPOWERMENT AND SOCIAL WELFARE	49	100	0	0	0	2	0	0	0	0	49	102	151
4	OFFICE OF THE DEPUTY GOVERNOR.	35	33	0	0	0	0	0	0	0	0	35	33	68
5	MINISTRY OF AGRICULTURE & NATURAL RESOURCES	247	59	0	0	0	0	0	0	0	0	247	59	306
6	EKITI STATE BOUNDARY COMMISSION	13	7	0	0	0	0	0	0	0	0	13	7	20
7	MINISTRY OF INVESTMENTS, TRADE & INDUSTRIES	116	104	0	0	0	0	0	0	0	0	116	104	220
8	MINISTRY OF ART, CULTURE AND TOURISM	71	57	1	0	0	0	0	0	0	0	72	57	129
9	MINISTRY OF EDUCATION, SCIENCE & TECHNOLOGY	304	329	0	0	0	0	0	0	0	0	304	329	633
10	MINISTRY OF FINANCE	39	45	0	0	0	0	0	0	0	0	39	45	84
11	MINISTRY OF HEALTH	81	89	0	0	0	0	0	0	0	0	81	89	170
12	MINISTRY OF JUSTICE	60	66	1	0	0	0	0	0	0	0	61	66	127
13	MINISTRY OF WORKS AND TRANSPORT	350	45	0	0	0	0	0	0	0	0	350	45	395
14	MINISTRY OF LANDS, HOUSING AND URBAN DEVELOPMENT	55	28	0	0	0	0	0	0	0	0	55	28	83
15	CIVIL SERVICE COMMISSION	26	32	0	0	0	0	0	0	0	0	26	32	58
16	MINISTRY OF YOUTH & SPORT DEVELOPMENT	16	23	0	0	0	0	0	0	0	0	16	23	39
17	STATE AUDITOR-GENERAL OFFICE	57	43	0	0	0	0	0	0	0	0	57	43	100
18	MINISTRY OF ENVIRONMENT	33	44	0	0	0	0	0	0	0	0	33	44	77
19	JUDICIAL SERVICE COMMISSION	21	20	1	0	0	0	4	2	0	0	26	22	48
20	THE JUDICIARY (HIGH COURT)	657	479	24	12	0	0	0	0	0	0	681	491	1172

TABLE 3.7 (CONTD)

PUBLIC SERVICE PERSONNEL CLASSIFIED BY GENDER AND NATURE OF APPOINTMENT IN EKITI STATE, 2021

S/N	MDA	PERMANET APPOINTMENT		CONTRACT APPOINTMENT		VOLUNTEER CORPS		TEMPORARY		OTHERS		TOTAL		GRAND TOTAL
		M	F	M	F	M	F	M	F	M	F	M	F	
21	STATE INDEPENDENT ELECTORAL COMMISSION	89	44	0	0	0	0	0	0	0	0	89	44	133
22	LOCAL GOVERNMENT SERVICE COMMISSION	111	172	0	0	0	0	0	0	0	0	111	172	283
23	CABINET & SPECIAL SERVICES DEPARTMENT	19	21	0	0	0	0	0	0	0	0	19	21	40
24	SCHOOLS AGRICULTURE & ENTERPRISE AGENCY	5	13	0	0	0	0	0	0	0	0	5	13	18
25	OFFICE OF THE SURVEYOR GENERAL	35	12	0	0	0	0	0	0	0	0	35	12	47
26	OFFICE OF THE AUDITOR-GENERAL FOR LOCAL GOVERNMENT	20	22	0	0	0	0	0	0	0	0	20	22	42
27	TEACHING SERVICE COMMISSION	3550	4917	26	36	5	7	2	1	0	0	3583	4961	10007
28	PARASTATAL AFFAIRS DEPARTMENT	2	2	0	0	0	0	0	0	0	0	2	2	4
29	GENERAL ADMIN DEPT.(OFFICE OF THE GOVERNOR)	81	37	0	0	0	0	0	0	0	0	81	37	118
30	OFFICE OF ESTABLISHMENTS AND SERVICE MATTER	11	16	0	0	0	0	0	0	0	0	11	16	27
31	EKITI STATE LIAISON OFFICE LAGOS	6	13	0	0	0	0	0	0	0	0	6	13	19
32	EKITI STATE LIAISON OFFICE ABUJA	14	7	0	0	0	0	0	0	0	0	14	7	21
33	EKITI STATE HOUSE OF ASSEMBLY	124	101	0	0	0	0	0	0	0	0	124	101	225
34	EKITI STATE AGRIC DEVELOPMENT PROGRAMME	145	46	0	0	0	0	0	0	0	0	145	46	191
35	POLITICAL & ECONOMIC AFFAIRS DEPT.(OFFICE OF THE GOV)	14	13	0	0	0	0	0	0	0	0	14	13	27
36	EKITI STATE PENSION COMMISSION	25	23	0	0	0	0	0	0	0	0	25	23	48
37	FISCAL RESPONSIBILITY COMMISSION	11	9	3	1	0	0	0	0	0	0	14	10	24
38	JOB CREATION AND EMPLOYMENT AGENCY	8	8	0	0	0	0	0	0	0	0	8	8	16
39	RURAL WATER SUPPLY & SANITATION AGENCY	8	8	0	0	0	0	0	0	0	0	8	8	16
40	MINERAL RESOURCES DEVELOPMENT AGENCY	9	10	0	0	0	0	0	0	0	0	9	10	19

TABLE 3.7 (CONTD)

PUBLIC SERVICE PERSONNEL CLASSIFIED BY GENDER AND NATURE OF APPOINTMENT IN EKITI STATE, 2021

S/N	MDA	PERMANET APPOINTMENT		CONTRACT APPOINTMENT		VOLUNTEER CORPS		TEMPORARY		OTHERS		TOTAL		GRAND TOTAL
		M	F	M	F	M	F	M	F	M	F	M	F	
41	AGENCY FOR ADULT AND NON FORMAL EDUCATION	15	44	0	0	0	0	0	0	0	0	15	29	44
42	URBAN RENEWAL AGENCY	10	9	0	0	0	0	0	0	0	0	10	9	19
43	STATE ENVIRONMENT PROTECTION AGENCY	17	10	0	0	0	0	0	0	0	0	17	10	27
44	EKITI STATE EMMERGENCY MANAGEMENT AGENCY	10	6	0	0	0	0	0	0	0	0	10	6	16
45	EKITI STATE AIDS CONTROL AGENCY	11	10	0	0	0	0	0	0	0	0	11	10	21
46	EKITI STATE SPORT COUNCIL	64	28	0	0	0	0	0	0	0	0	64	28	92
47	MINISTRY OF PUBLIC UTILITIES	18	22	0	0	0	0	0	0	0	0	18	22	40
48	PRIMARY HEALTH CARE DEVELOPMENT AGENCY	400	3700	0	0	0	0	0	0	0	0	400	3700	4100
49	BUREAU OF STATISTICS	20	21	0	0	0	0	0	0	0	0	20	21	41
50	CENTRAL MEDICAL STORES	20	17	0	0	0	0	0	0	0	0	20	17	37
51	FOUNTAIN AGRIC MARKETING AGENCY	16	22	0	0	0	0	0	0	0	0	16	22	38
52	BROADCASTING SERVICE OF EKITI STATE	139	70	14	10	2	2	0	0	0	0	155	82	237
53	EKCSDA	0	0	26	11	0	0	0	0	0	0	26	11	37
54	BUREAU OF PRODUCTIVITY	11	15	0	0	0	0	0	0	0	0	11	15	26
55	EKITI STATE WASTE MANAGEMENT BOARD	19	13	0	0	0	0	0	0	95	620	114	633	747
56	EKITI STATE ENTERPRISE DEVELOPMENT AGENCY	33	25	0	0	0	0	0	0	0	0	33	25	58
57	BUREAU OF PUBLIC PROCUREMENT	33	20	0	0	0	0	0	0	0	0	33	20	53
58	EKITI STATE UNIVERSITY TEACHING HOSPITAL	508	874	18	3	0	0	0	0	14	55	540	932	1472
59	EKITI STATE MUSLIM PILGRIMS WELFARE BOARD	5	10	0	0	0	0	0	0	0	0	5	10	15
60	EKITI SCHOLARSHIP BOARD	11	7	0	0	0	0	0	0	0	0	11	7	18

TABLE 3.7 (CONTD)

PUBLIC SERVICE PERSONNEL CLASSIFIED BY GENDER AND NATURE OF APPOINTMENT IN EKITI STATE, 2021

S/N	MDA	PERMANET APPOINTMENT		CONTRACT APPOINTMENT		VOLUNTEER CORPS		TEMPORARY		OTHERS		TOTAL		GRAND TOTAL
		M	F	M	F	M	F	M	F	M	F	M	F	
61	BOARD FOR TECHNICAL AND VOCATION EDUCATION	123	64	0	0	0	0	0	0	0	0	123	64	187
62	INTERNAL REVENUE SERVICES	109	136	0	0	0	0	0	0	0	0	109	136	245
63	HOSPITAL MANAGEMENT BOARD	654	1474	0	0	0	0	0	0	0	0	654	1474	2128
64	EKITI STATE LIBRARY BOARD	5	19	0	0	0	0	0	0	0	0	5	19	24
65	EKITI STATE ELECTRICITY BOARD	87	28	0	0	0	0	0	0	0	0	90	28	118
66	EKITI STATE HOUSING CORPORATION	78	45	0	0	0	0	1	1	0	0	79	46	125
67	EKITI STATE WATER CORPORATION	340	84	0	0	0	0	0	0	0	0	340	84	424
68	STATE UNIVERSALBASIC EDUCATION BOARD	1480	4437	12	73	0	0	0	0	245	475	1737	4985	6722
69	EKITI STATE CHRISTIAN PILGRIMS WELFARE BOARD	8	8	0	0	0	0	0	0	0	0	8	8	16
70	EKITI STATE EDUCATION TRUST FUND	15	15	0	0	0	0	0	0	0	0	15	15	30
71	EKITI STATE COLLEGE OF EDUCATION, IKERE EKITI	553	430	0	0	0	0	0	0	0	0	553	430	983
72	EKITI STATE UNIVERSITY													
73	COLLEGE OF HEALTH,SCIENCE & TECHNOLOGY. IJERO EKITI	188	193	0	0	3	4	0	0	21	18	213	214	427
74	OFFICE OF DISABILITY AFFAIRS	17	18	0	0	0	0	0	0	0	0	17	18	35
75	DIRECTORATE OF FARM SETTLEMENT AND PEASANT FARMERS	21	3	0	0	0	0	0	0	0	0	21	3	24
76	EKITI STATE LOCAL GOVT STAFF LOANS BOARD	33	29	0	0	0	0	0	0	0	0	33	29	62
77	LOCAL GOVT PENSION TRANSMISSION	19	23	0	0	0	0	0	0	0	0	19	23	42
78	EKITI STATE HOUSE OF ASSEMBLY COMMISSION	37	36	0	0	0	0	0	0	0	0	37	36	73
79	MINISTRY OF INFORMATION, TOURISM AND VALUES ORIENTATION	70	45	0	0	0	0	0	0	0	0	70	45	115
80	PUBLIC WORKS	26	14	0	0	0	0	0	0	0	0	26	14	40
81	MICROFINANCE	20	14	0	0	0	0	0	0	0	0	20	14	34
	TOTAL	11851	19210	126	146	10	15	7	4	375	1168	12369	20543	32912

TABLE 3.8

PUBLIC SERVICE PERSONNEL CLASSIFIED BY GENDER AND LENGTH OF SERVICE AT RETIREMENT IN EKITI STATE, 2021

OS/N	MDA	<5		05-09		10-14		15-19		20-24		25-29		30-34		>35		TOTAL		GRAND TOTAL
		M	F	M	F	M	F	M	F	M	F	M	F	M	F	M	F	M	F	
1	MINISTRY OF BUDGET & ECONOMIC PLANNING	0	0	0	0	0	0	0	0	0	0	0	0	0	0	1	0	1	0	1
2	MINISTRY OF LOCAL GOVERNMENT. & COMMUNITY DEVELOPMENT	1	1	3	2	8	7	7	10	2	4	3	4	2	4	0	0	26	32	58
3	MINI. OF WOMEN AFFAIRS, GENDER EMPOWERMENT AND SOCIAL WELFARE	0	0	0	0	0	0	0	0	0	0	1	0	0	0	0	0	1	0	1
4	OFFICE OF THE DEPUTY GOVERNOR.	0	0	0	0	0	0	0	0	0	0	0	0	0	0	0	0	0	0	0
5	MINISTRY OF AGRICULTURE & NATURAL RESOURCES	0	0	0	0	0	1	0	0	1	0	0	0	10	2	2	0	13	3	16
6	EKITI STATE BOUNDARY COMMISSION	0	0	0	0	0	0	0	0	0	0	0	0	0	0	0	0	0	0	0
7	MINISTRY OF INVESTMENTS, TRADE & INDUSTRIES	0	0	0	0	0	3	5	0	6	0	0	0	0	0	0	0	11	3	14
8	MINISTRY OF ART, CULTURE AND TOURISM	0	0	0	0	0	0	0	0	0	0	0	0	0	1	0	0	0	1	1
9	MINISTRY OF EDUCATION, SCIENCE & TECHNOLOGY	0	0	1	0	2	0	1	0	2	1	2	7	12	3	0	0	20	11	31
10	MINISTRY OF FINANCE	0	0	0	0	0	0	0	0	0	0	0	1	0	0	0	0	0	1	1
11	MINISTRY OF HEALTH	0	0	0	0	0	0	0	0	0	0	0	0	0	0	1	0	1	0	1
12	MINISTRY OF JUSTICE	1	2	0	0	0	0	0	0	0	1	0	0	0	0	0	0	1	3	4
13	MINISTRY OF WORKS AND TRANSPORT	2	0	6	0	0	0	0	0	0	0	5	0	0	0	0	0	13	0	13
14	MINISTRY OF LANDS, HOUSING AND URBAN DEVELOPMENT	3	3	0	0	0	0	0	2	0	0	0	0	1	1	0	0	4	6	10
15	CIVIL SERVICE COMMISSION	0	0	0	0	0	0	0	0	0	0	0	0	0	0	0	0	0	0	0
16	MINISTRY OF YOUTH & SPORT DEVELOPMENT	0	0	0	0	0	0	0	0	0	0	0	0	0	0	0	0	0	0	0
17	STATE AUDITOR-GENERAL OFFICE	0	0	0	0	0	0	0	0	0	0	0	0	0	0	2	0	2	0	0
18	MINISTRY OF ENVIRONMENT	0	0	0	0	0	0	0	0	0	0	0	0	0	0	0	0	3	2	5
19	JUDICIAL SERVICE COMMISSION	0	0	0	0	4	0	3	3	1	0	11	1	7	2	1	1	27	7	34
20	THE JUDICIARY (HIGH COURT)	0	0	1	0	0	0	0	0	0	0	0	0	0	0	0	0	1	0	1

TABLE 3.8 (CONT.)

PUBLIC SERVICE PERSONNEL CLASSIFIED BY GENDER AND LENGTH OF SERVICE AT RETIREMENT IN EKITI STATE, 2021

S/N	MDA	<5		05-09		10-14		15-19		20-24		25-29		30-34		>35		TOTAL		GRAND TOTAL
		M	F	M	F	M	F	M	F	M	F	M	F	M	F	M	F	M	F	
21	STATE INDEPENDENT ELECTORAL COMMISSION	1	0	0	0	0	0	0	1	0	0	0	0	1	0	0	0	2	1	3
22	LOCAL GOVERNMENT SERVICE COMMISSION	0	0	0	0	0	0	1	0	0	0	1	0	0	0	1	0	3	0	3
23	CABINET & SPECIAL SERVICES DEPARTMENT	0	0	0	0	0	0	0	0	0	0	0	0	0	0	0	0	0	0	0
24	SCHOOLS AGRICULTURE & ENTERPRISE AGENCY	0	0	0	0	0	0	0	0	0	0	0	0	0	0	1	0	1	0	1
25	OFFICE OF THE SURVEYOR GENERAL	0	0	0	0	0	0	0	0	0	0	0	0	0	0	0	0	0	0	0
26	OFFICE OF THE AUDITOR-GENERAL FOR LOCAL GOVERNMENT	0	0	0	0	0	0	0	0	0	0	0	0	2	2	0	0	2	2	4
27	TEACHING SERVICE COMMISSION	8	11	4	2	7	4	17	8	7	5	14	15	23	14	6	4	86	63	149
28	PARASTATAL AFFAIRS DEPARTMENT	0	0	0	0	0	0	0	0	0	0	0	0	0	0	0	0	0	0	0
29	GENERAL ADMIN DEPT.(OFFICE OF THE GOVERNOR)	6	3	0	0	0	0	0	0	0	0	0	0	0	0	0	0	6	3	9
30	OFFICE OF ESTABLISHMENTS AND SERVICE MATTER	0	6	2	2	0	3	1	6	4	2	1	0	0	0	0	0	8	19	27
31	EKITI STATE LIAISON OFFICE LAGOS	0	0	0	0	0	0	0	0	0	0	0	0	0	0	0	0	0	0	0
32	EKITI STATE LIAISON OFFICE ABUJA	0	0	0	0	0	0	0	0	0	0	0	0	0	0	0	0	0	0	0
33	EKITI STATE HOUSE OF ASSEMBLY	1	0	0	0	1	0	0	1	0	0	0	0	0	0	0	0	2	1	3
34	EKITI STATE AGRIC DEVELOPMENT PROGRAMME	0	0	0	0	0	0	0	0	0	1	0	0	0	0	2	0	2	1	3
35	POLITICAL & ECONOMIC AFFAIRS DEPT.(OFFICE OF THE GOV)	0	0	0	0	0	0	0	0	0	0	0	0	0	0	0	0	0	0	0
36	EKITI STATE PENSION COMMISSION	0	0	0	0	0	0	0	0	0	0	0	0	0	0	0	0	0	0	0
37	FISCAL RESPONSIBILITY COMMISSION	0	0	0	0	0	0	0	0	0	0	0	0	0	0	0	0	0	0	0
38	JOB CREATION AND EMPLOYMENT AGENCY	0	0	0	0	0	0	0	0	0	0	0	0	0	0	0	0	0	0	0
39	RURAL WATER SUPPLY & SANITATION AGENCY	0	0	0	0	1	0	0	0	0	0	0	0	0	0	0	0	1	0	0
40	MINERAL RESOURCES DEVELOPMENT AGENCY	0	0	0	0	0	0	0	0	0	0	0	0	0	0	0	0	0	0	0

TABLE 3.8 (CONT.)
PUBLIC SERVICE PERSONNEL CLASSIFIED BY GENDER AND LENGTH OF SERVICE AT RETIREMENT IN EKITI STATE, 2021

S/N	MDA	<5		05-09		10-14		15-19		20-24		25-29		30-34		>35		TOTAL		GRAND TOTAL
		M	F	M	F	M	F	M	F	M	F	M	F	M	F	M	F	M	F	
41	AGENCY FOR ADULT AND NON FORMAL EDUCATION	0	1	0	0	0	0	0	0	0	0	0	0	1	0	0	1	1	2	3
42	URBAN RENEWAL AGENCY	0	0	0	0	0	0	0	0	0	0	0	0	0	0	0	0	0	0	0
43	STATE ENVIRONMENT PROTECTION AGENCY	2	2	3	0	4	3	3	5	4	0	1	0	0	0	0	0	17	10	27
44	EKITI STATE EMERGENCY MANAGEMENT AGENCY	0	0	0	0	0	0	0	0	0	0	0	0	0	0	1	0	1	0	1
45	EKITI STATE AIDS CONTROL AGENCY	0	0	0	0	0	0	0	0	0	0	0	0	0	0	0	0	0	0	0
46	EKITI STATE SPORT COUNCIL	0	0	0	0	0	0	0	0	0	0	0	0	0	0	0	0	0	0	0
47	MINISTRY OF PUBLIC UTILITIES	0	0	0	0	0	0	0	0	0	0	0	0	0	0	0	0	0	0	0
48	PRIMARY HEALTH CARE DEVELOPMENT AGENCY	6	1	0	0	6	9	0	2	8	6	5	5	14	21	8	6	47	50	97
49	BUREAU OF STATISTICS	0	0	0	0	0	0	0	0	0	0	0	0	0	0	1	0	1	0	1
50	CENTRAL MEDICAL STORES	0	0	0	0	0	0	0	0	0	0	0	0	1	0	0	1	1	1	2
51	FOUNTAIN AGRIC MARKETING AGENCY	0	0	0	0	0	0	0	0	0	0	0	0	0	0	0	0	0	0	0
52	BROADCASTING SERVICE OF EKITI STATE	0	0	0	0	0	0	2	0	3	0	1	1	0	0	0	0	6	1	7
53	EKCSDA	0	0	0	0	0	0	0	0	0	0	0	0	0	0	0	0	0	0	0
54	BUREAU OF PRODUCTIVITY	0	0	0	0	0	0	0	0	0	0	0	0	0	0	0	0	0	0	0
55	EKITI STATE WASTE MANAGEMENT BOARD	0	0	0	0	0	0	0	0	0	0	0	0	0	0	0	0	0	0	0
56	EKITI STATE ENTERPRISE DEVELOPMENT AGENCY	0	0	0	0	0	0	0	0	0	0	0	0	0	0	0	0	0	0	0
57	BUREAU OF PUBLIC PROCUREMENT	0	0	0	0	0	0	0	0	0	0	0	0	0	0	0	0	0	0	0
58	EKITI STATE UNIVERSITY TEACHING HOSPITAL	0	0	0	0	0	2	5	6	4	12	9	8	8	10	2	1	28	39	67
59	EKITI STATE MUSLIM PILGRIMS WELFARE BOARD	0	0	0	0	0	0	0	0	0	0	0	0	0	0	0	0	0	0	0
60	EKITI SCHOLARSHIP BOARD	0	0	0	0	0	0	0	0	0	0	0	0	0	0	0	0	0	0	0

TABLE 3.8 (CONT.)

PUBLIC SERVICE PERSONNEL CLASSIFIED BY GENDER AND LENGTH OF SERVICE AT RETIREMENT IN EKITI STATE, 2021

S/N	MDA	<5		05-09		10-14		15-19		20-24		25-29		30-34		>35		TOTAL		GRAND TOTAL	
		M	F	M	F	M	F	M	F	M	F	M	F	M	F	M	F	M	F		
61	BOARD FOR TECHNICAL AND VOCATION EDUCATION	2	0	0	0	0	0	0	0	0	0	0	0	0	0	0	0	0	2	0	2
62	INTERNAL REVENUE SERVICES	0	0	0	0	0	0	0	0	0	0	14	6	0	0	0	0	0	14	6	20
63	HOSPITAL MANAGEMENT BOARD	14	6	1	1	1	4	3	0	0	0	2	1	0	0	0	0	0	21	12	33
64	EKITI STATE LIBRARY BOARD	0	0	0	0	0	0	0	0	0	0	0	0	0	0	0	0	0	0	0	0
65	EKITI STATE ELECTRICITY BOARD	0	0	0	0	3	0	2	0	0	0	0	0	0	0	0	0	0	5	0	5
66	EKITI STATE HOUSING CORPORATION	0	0	0	0	0	1	0	1	0	0	3	0	2	0	2	0	7	2	9	
67	EKITI STATE WATER CORPORATION	0	0	2	0	3	0	1	0	2	0	1	0	16	2	0	0	25	2	27	
68	STATE UNIVERSALBASIC EDUCATION BOARD	2	0	2	0	16	18	3	1	17	14	24	27	45	62	21	75	130	197	327	
69	EKITI STATE CHRISTIAN PILGRIMS WELFARE BOARD	0	0	0	0	0	0	0	0	0	0	0	0	0	0	0	0	0	0	0	0
70	EKITI STATE EDUCATION TRUST FUND	0	0	0	0	0	0	0	0	0	0	0	0	0	0	0	0	0	0	0	0
71	EKITI STATE COLLEGE OF EDUCATION, IKERE EKITI	0	0	0	0	2	0	5	4	10	3	8	0	3	6	0	0	28	13	41	
72	EKITI STATE UNIVERSITY																				
73	COLLEGE OF HEALTH,SCIENCE & TECHNOLOGY. IJERO EKITI	1	0	1	2	0	0	0	0	0	0	10	6	0	3	0	4	12	15	27	
74	OFFICE OF DISABILITY AFFAIRS	0	0	0	0	0	0	0	0	0	0	0	0	0	0	0	0	0	0	0	0
75	DIRECTORATE OF FARM SETTLEMENT AND PEASANT FARMERS	1	0	0	0	0	0	0	0	0	0	0	0	0	0	0	0	0	0	0	0
76	EKITI STATE LOCAL GOVT STAFF LOANS BOARD	0	0	0	0	0	0	0	0	0	0	0	1	0	0	0	0	0	1	0	0
77	LOCAL GOVT PENSION TRANSMISSION	1	0	0	0	0	0	0	0	0	0	0	0	0	0	0	0	1	0	1	
78	EKITI STATE HOUSE OF ASSEMBLY COMMISSION	0	0	1	0	0	0	0	0	0	0	0	0	0	0	0	0	1	0	1	
79	MINISTRY OF INFORMATION, TOURISM AND VALUES ORIENTATION	0	0	0	0	0	0	1	0	0	0	0	0	0	2	1	0	2	2	4	
80	PUBLIC WORKS	0	0	0	0	0	0	0	0	0	0	0	0	0	0	0	0	0	0	0	0
81	MICROFINANCE	0	0	0	0	0	0	0	0	0	0	0	0	0	0	0	0	0	0	0	0
	TOTAL	52	36	27	9	58	55	60	50	71	49	116	83	148	135	53	93	585	510	1095	

TABLE 3.9

PUBLIC SERVICE PERSONNEL CLASSIFIED BY GENDER AND REASON FOR LEAVING THE SERVICE IN EKITI STATE, 2021

S/N	MDA	VOLUNTARY RETIREMENT		COMPULSORY RETIREMENT		RESIGNATION		TERMINATION		DISMISSAL		DEATH		OTHERS		TOTAL		GRAND TOTAL
		M	F	M	F	M	F	M	F	M	F	M	F	M	F	M	F	
1	MINISTRY OF BUDGET & ECONOMIC PLANNING	1	0	0	0	0	0	0	0	0	0	0	0	0	0	1	0	1
2	MINISTRY OF LOCAL GOVERNMENT. & COMMUNITY DEVELOPMENT	22	25	2	2	4	3	0	0	0	0	0	0	0	0	28	30	58
3	MINI. OF WOMEN AFFAIRS, GENDER EMPOWERMENT AND SOCIAL WELFARE	0	0	0	0	0	0	0	0	0	0	1	0	0	0	1	0	1
4	OFFICE OF THE DEPUTY GOVERNOR.	0	0	0	0	0	0	2	0	0	0	0	0	0	0	0	0	0
5	MINISTRY OF AGRICULTURE & NATURAL RESOURCES	12	4	0	0	0	0	0	0	0	0	0	0	0	0	12	4	16
6	EKITI STATE BOUNDARY COMMISSION	0	0	0	0	0	0	0	0	0	0	0	0	0	0	0	0	0
7	MINISTRY OF INVESTMENTS, TRADE & INDUSTRIES	0	0	0	0	0	0	10	2	1	1	0	0	0	0	11	3	14
8	MINISTRY OF ART, CULTURE AND TOURISM	0	1	0	0	0	0	0	0	0	0	0	0	0	0	0	1	1
9	MINISTRY OF EDUCATION, SCIENCE & TECHNOLOGY	17	10	0	0	1	0	0	0	0	0	2	1	0	0	20	11	31
10	MINISTRY OF FINANCE	0	1	0	0	0	0	0	0	0	0	0	0	0	0	0	1	1
11	MINISTRY OF HEALTH	0	1	0	0	0	0	0	0	0	0	0	0	0	0	0	1	1
12	MINISTRY OF JUSTICE	0	3	0	0	0	0	0	0	0	0	1	0	0	0	1	3	4
13	MINISTRY OF WORKS AND TRANSPORT	11	0	0	0	0	0	0	0	0	0	2	0	0	0	13	0	13
14	MINISTRY OF LANDS, HOUSING AND URBAN DEVELOPMENT	4	6	0	0	0	0	0	0	0	0	0	0	0	0	4	6	10
15	CIVIL SERVICE COMMISSION	0	0	0	0	0	0	0	0	0	0	0	0	0	0	0	0	0
16	MINISTRY OF YOUTH & SPORT DEVELOPMENT	0	0	0	0	0	0	0	0	0	0	0	0	0	0	0	0	0
17	STATE AUDITOR-GENERAL OFFICE	2	0	0	0	0	0	0	0	0	0	0	0	0	0	2	0	2
18	MINISTRY OF ENVIRONMENT	3	2	0	0	0	0	0	0	0	0	0	0	0	0	3	2	5
19	JUDICIAL SERVICE COMMISSION	0	0	0	0	0	0	0	0	1	0	0	0	0	0	1	0	1
20	THE JUDICIARY (HIGH COURT)	15	2	0	0	6	0	0	0	0	0	6	5	0	0	27	7	34

TABLE 3.9 (CONT.)

PUBLIC SERVICE PERSONNEL CLASSIFIED BY GENDER AND REASON FOR LEAVING THE SERVICE IN EKITI STATE, 2021

S/N	MDA	VOLUNTARY RETIREMENT		COMPULSORY RETIREMENT		RESIGNATION		TERMINATION		DISMISSAL		DEATH		OTHERS		TOTAL		GRAND TOTAL
		M	F	M	F	M	F	M	F	M	F	M	F	M	F	M	F	
21	STATE INDEPENDENT ELECTORAL COMMISSION	0	1	1	0	0	0	0	0	0	0	1	0	0	0	2	1	3
22	LOCAL GOVERNMENT SERVICE COMMISSION	2	1	0	0	0	0	0	0	0	0	0	0	0	0	2	1	3
23	CABINET & SPECIAL SERVICES DEPARTMENT	0	0	0	0	0	0	0	0	0	0	0	0	0	0	0	0	0
24	SCHOOLS AGRICULTURE & ENTERPRISE AGENCY	0	0	0	0	1	0	0	0	0	0	0	0	0	0	1	0	1
25	OFFICE OF THE SURVEYOR GENERAL	0	0	0	0	0	0	0	0	0	0	0	0	0	0	0	0	0
26	OFFICE OF THE AUDITOR-GENERAL FOR LOCAL GOVERNMENT	2	2	0	0	0	0	0	0	0	0	0	0	0	0	2	2	4
27	TEACHING SERVICE COMMISSION	27	16	20	15	39	32	0	0	0	0	0	0	0	0	86	63	149
28	PARASTATAL AFFAIRS DEPARTMENT	0	0	0	0	0	0	0	0	0	0	0	0	0	0	0	0	0
29	GENERAL ADMIN DEPT.(OFFICE OF THE GOVERNOR)	6	3	0	0	0	0	0	0	0	0	0	0	0	0	6	3	9
30	OFFICE OF ESTABLISHMENTS AND SERVICE MATTER	8	11	0	0	0	8	0	0	0	0	0	0	0	0	8	19	27
31	EKITI STATE LIAISON OFFICE LAGOS	0	0	0	0	0	0	0	0	0	0	0	0	0	0	0	0	0
32	EKITI STATE LIAISON OFFICE ABUJA	0	0	0	0	0	0	0	0	0	0	0	0	0	0	0	0	0
33	EKITI STATE HOUSE OF ASSEMBLY	1	0	0	0	1	0	0	1	0	0	0	0	0	0	2	1	3
34	EKITI STATE AGRIC DEVELOPMENT PROGRAMME	2	1	0	0	0	0	0	0	0	0	0	0	0	0	2	1	3
35	POLITICAL & ECONOMIC AFFAIRS DEPT.(OFFICE OF THE GOV)	0	0	0	0	0	0	0	0	0	0	0	0	0	0	0	0	0
36	EKITI STATE PENSION COMMISSION	0	0	0	0	0	0	0	0	0	0	0	0	0	0	0	0	0
37	FISCAL RESPONSIBILITY COMMISSION	0	0	0	0	0	0	0	0	0	0	0	0	0	0	0	0	0
38	JOB CREATION AND EMPLOYMENT AGENCY	0	0	0	0	0	0	0	0	0	0	0	0	0	0	0	0	0
39	RURAL WATER SUPPLY & SANITATION AGENCY	0	0	0	0	1	0	0	0	0	0	0	0	0	0	1	0	1
40	MINERAL RESOURCES DEVELOPMENT AGENCY	0	0	0	0	0	0	0	0	0	0	0	0	0	0	0	0	0

TABLE 3.9 (CONT.)

PUBLIC SERVICE PERSONNEL CLASSIFIED BY GENDER AND REASON FOR LEAVING THE SERVICE IN EKITI STATE, 2021

S/N	MDA	VOLUNTARY RETIREMENT		COMPULSORY RETIREMENT		RESIGNATION		TERMINATION		DISMISSAL		DEATH		OTHERS		TOTAL		GRAND TOTAL
		M	F	M	F	M	F	M	F	M	F	M	F	M	F	M	F	
41	AGENCY FOR ADULT AND NON FORMAL EDUCATION	1	2	0	0	0	0	0	0	0	0	0	0	0	0	1	2	3
42	URBAN RENEWAL AGENCY	5	0	0	0	12	10	0	0	0	0	0	0	0	0	17	10	27
43	STATE ENVIRONMENT PROTECTION AGENCY	4	6	3	1	8	4	0	0	1	0	0	0	0	0	1	0	1
44	EKITI STATE EMERGENCY MANAGEMENT AGENCY	1	0	0	0	0	0	0	0	0	0	0	0	0	0	1	0	1
45	EKITI STATE AIDS CONTROL AGENCY	0	0	0	0	0	0	0	0	0	0	0	0	0	0	0	0	0
46	EKITI STATE SPORT COUNCIL	2	0	0	0	0	0	0	0	0	0	2	0	0	0	2	4	0
47	MINISTRY OF PUBLIC UTILITIES	0	0	0	0	0	0	0	0	0	0	0	0	0	0	0	0	0
48	PRIMARY HEALTH CARE DEVELOPMENT AGENCY	15	25	11	25	6	8	0	0	0	0	0	7	0	0	32	65	97
49	BUREAU OF STATISTICS	0	0	0	0	0	0	0	0	0	0	0	0	0	0	0	0	0
50	CENTRAL MEDICAL STORES	1	1	0	0	0	0	0	0	0	0	0	0	0	0	1	1	2
51	FOUNTAIN AGRIC MARKETING AGENCY	0	0	0	0	0	0	0	0	0	0	0	0	0	0	0	0	0
52	BROADCASTING SERVICE OF EKITI STATE	5	0	0	0	0	0	0	0	0	1	1	0	0	0	6	1	7
53	EKCSDA	0	0	0	0	0	0	0	0	0	0	0	0	0	0	0	0	0
54	BUREAU OF PRODUCTIVITY	0	0	0	0	0	0	0	0	0	0	0	0	0	0	0	0	0
55	EKITI STATE WASTE MANAGEMENT BOARD	0	0	0	0	0	0	0	0	0	0	0	0	0	0	0	0	0
56	EKITI STATE ENTERPRISE DEVELOPMENT AGENCY	0	0	0	0	0	0	0	0	0	0	0	0	0	0	0	0	0
57	BUREAU OF PUBLIC PROCUREMENT	0	0	0	0	0	0	0	0	0	0	0	0	0	0	0	0	0
58	EKITI STATE UNIVERSITY TEACHING HOSPITAL	0	8	0	0	28	30	0	0	0	1	0	0	0	0	28	39	67
59	EKITI STATE MUSLIM PILGRIMS WELFARE BOARD	0	0	0	0	0	0	0	0	0	0	0	0	0	0	0	0	0
60	EKITI SCHOLARSHIP BOARD	0	0	0	0	0	0	0	0	0	0	0	0	0	0	0	0	0

TABLE 3.9 (CONT.)

PUBLIC SERVICE PERSONNEL CLASSIFIED BY GENDER AND REASON FOR LEAVING THE SERVICE IN EKITI STATE, 2021

S/N	MDA	VOLUNTARY RETIREMENT		COMPULSORY RETIREMENT		RESIGNATION		TERMINATION		DISMISSAL		DEATH		OTHERS		TOTAL		GRAND TOTAL
		M	F	M	F	M	F	M	F	M	F	M	F	M	F	M	F	
61	BOARD FOR TECHNICAL AND VOCATION EDUCATION	1	0	0	0	0	0	0	0	0	0	0	0	1	0	2	1	2
62	INTERNAL REVENUE SERVICES	14	6	0	0	0	0	0	0	0	0	0	0	0	0	14	6	20
63	HOSPITAL MANAGEMENT BOARD	1	1	14	6	1	4	0	0	0	0	3	0	2	1	21	12	33
64	EKITI STATE LIBRARY BOARD	0	0	0	0	0	0	0	0	0	0	0	0	0	0	0	0	0
65	EKITI STATE ELECTRICITY BOARD	5	0	0	0	0	0	0	0	0	0	0	0	0	0	5	0	5
66	EKITI STATE HOUSING CORPORATION	7	2	0	0	0	0	0	0	0	0	0	0	0	0	7	2	9
67	EKITI STATE WATER CORPORATION	19	2	4	0	0	0	0	0	0	0	2	0	0	0	25	2	27
68	STATE UNIVERSALBASIC EDUCATION BOARD	98	157	4	16	9	14	0	0	0	0	10	19	0	0	121	206	327
69	EKITI STATE CHRISTIAN PILGRIMS WELFARE BOARD	0	0	0	0	0	0	0	0	0	0	0	0	0	0	0	0	0
70	EKITI STATE EDUCATION TRUST FUND	0	0	0	0	0	0	0	0	0	0	0	0	0	0	0	0	0
71	EKITI STATE COLLEGE OF EDUCATION, IKERE EKITI	21	12	0	0	0	2	0	0	0	0	6	0	0	0	27	14	41
72	EKITI STATE UNIVERSITY																	
73	COLLEGE OF HEALTH,SCIENCE & TECHNOLOGY. IJERO EKITI	4	1	2	5	5	8	0	0	0	0	0	1	1	0	12	15	27
74	OFFICE OF DISABILITY AFFAIRS	0	0	0	0	0	0	0	0	0	0	0	0	0	0	0	0	0
75	DIRECTORATE OF FARM SETTLEMENT AND PEASANT FARMERS	0	0	0	0	0	0	0	0	0	0	0	0	0	0	0	0	0
76	EKITI STATE LOCAL GOVT STAFF LOANS BOARD	0	0	0	0	0	0	0	0	0	0	0	1	0	0	0	1	1
77	LOCAL GOVT PENSION TRANSMISSION	1	0	0	0	0	0	0	0	0	0	0	0	0	0	1	0	1
78	EKITI STATE HOUSE OF ASSEMBLY COMMISSION	1	0	0	0	0	0	0	0	0	0	0	0	0	0	1	0	1
79	MINISTRY OF INFORMATION, TOURISM AND VALUES ORIENTATION	2	2	0	0	0	0	0	0	0	0	0	0	0	0	2	2	4
80	PUBLIC WORKS	0	0	0	0	0	0	0	0	0	0	0	0	0	0	0	0	0
81	MICROFINANCE	0	0	0	0	0	0	0	0	0	0	0	0	0	0	0	0	0
	TOTAL	351	291	62	63	122	115	12	3	3	3	33	34	2	1	585	510	1095

TABLE 3.10
PUBLIC SERVICE PERSONNEL CLASSIFIED BY GENDER AND NATURE OF TRAINING IN EKITI STATE, 2021

S/N	MDA	IN SERVICE TRAINING (LOCAL)		IN SERVICE TRAINING (INTERNATIONAL)		STUDY LEAVE WITH PAY		STUDY LEAVE WITHOUT PAY		SABBATICAL LEAVE		OTHERS		TOTAL		GRAND TOTAL
		M	F	M	F	M	F	M	F	M	F	M	F	M	F	
1	MINISTRY OF BUDGET & ECONOMIC PLANNING	0	0	0	0	1	3	0	0	0	0	0	0	1	3	4
2	MINISTRY OF LOCAL GOVERNMENT. & COMMUNITY DEVELOPMENT	0	0	0	0	0	0	0	0	0	0	0	0	0	0	0
3	MINI. OF WOMEN AFFAIRS, GENDER EMPOWERMENT AND SOCIAL WELFARE	0	1	0	0	0	2	0	0	0	0	0	0	0	3	3
4	OFFICE OF THE DEPUTY GOVERNOR.	0	0	0	0	0	1	1	1	0	0	0	0	1	2	3
5	MINISTRY OF AGRICULTURE & NATURAL RESOURCES	0	0	0	0	8	7	0	0	0	0	0	0	8	7	15
6	EKITI STATE BOUNDARY COMMISSION	0	0	0	0	0	0	0	0	0	0	0	0	0	0	0
7	MINISTRY OF INVESTMENTS, TRADE & INDUSTRIES	0	0	0	0	1	4	0	0	0	0	0	0	1	4	5
8	MINISTRY OF ART, CULTURE AND TOURISM	0	0	1	0	2	4	0	0	0	0	0	0	3	4	7
9	MINISTRY OF EDUCATION, SCIENCE & TECHNOLOGY	0	0	9	14	0	0	0	0	0	0	0	0	9	14	23
10	MINISTRY OF FINANCE	0	0	0	0	4	1	0	0	0	0	0	0	4	1	5
11	MINISTRY OF HEALTH	1	1	0	0	0	0	0	0	0	0	0	0	0	1	1
12	MINISTRY OF JUSTICE	0	0	0	0	5	10	0	0	0	0	0	0	5	10	15
13	MINISTRY OF WORKS AND TRANSPORT	0	0	0	0	0	0	0	0	0	0	0	0	0	0	0
14	MINISTRY OF LANDS, HOUSING AND URBAN DEVELOPMENT	5	3	0	0	4	2	0	0	0	0	0	0	9	5	14
15	CIVIL SERVICE COMMISSION	0	0	0	0	1	2	0	0	0	0	0	0	1	2	3
16	MINISTRY OF YOUTH & SPORT DEVELOPMENT	0	0	0	0	0	0	0	0	0	0	0	0	0	0	0
17	STATE AUDITOR-GENERAL OFFICE	0	0	0	0	1	0	0	0	0	0	0	0	1	0	1
18	MINISTRY OF ENVIRONMENT	0	0	0	0	2	2	0	0	0	0	0	0	0	2	2
19	JUDICIAL SERVICE COMMISSION	0	0	0	0	0	0	0	0	0	0	0	0	0	0	0
20	THE JUDICIARY (HIGH COURT)	0	0	0	0	0	0	0	1	0	0	0	0	0	1	1

TABLE 3.10 (CONT.)

PUBLIC SERVICE PERSONNEL CLASSIFIED BY GENDER AND NATURE OF TRAINING IN EKITI STATE, 2021

S/N	MDA	IN SERVICE TRAINING (LOCAL)		IN SERVICE TRAINING (INTERNATIONAL)		STUDY LEAVE WITH PAY		STUDY LEAVE WITHOUT PAY		SABBATICAL LEAVE		OTHERS		TOTAL		GRAND TOTAL
		M	F	M	F	M	F	M	F	M	F	M	F	M	F	
21	STATE INDEPENDENT ELECTORAL COMMISSION	0	0	0	0	0	0	4	0	0	0	0	0	0	4	4
22	LOCAL GOVERNMENT SERVICE COMMISSION	0	0	0	0	0	0	0	0	0	0	0	0	0	0	0
23	CABINET & SPECIAL SERVICES DEPARTMENT	0	0	0	0	0	0	0	0	0	0	0	0	0	0	0
24	SCHOOLS AGRICULTURE & ENTERPRISE AGENCY	0	0	0	0	0	0	0	0	0	0	0	0	0	0	0
25	OFFICE OF THE SURVEYOR GENERAL	0	0	0	0	0	1	0	0	0	0	0	0	0	1	1
26	OFFICE OF THE AUDITOR-GENERAL FOR LOCAL GOVERNMENT	0	0	0	0	1	0	3	3	0	0	0	0	4	3	7
27	TEACHING SERVICE COMMISSION	4	4	1	1	8	27	1	0	1	5	1	2	16	39	55
28	PARASTATAL AFFAIRS DEPARTMENT	0	0	0	0	0	0	0	0	0	0	0	0	0	0	0
29	GENERAL ADMIN DEPT.(OFFICE OF THE GOVERNOR)	0	0	0	0	0	3	0	0	0	0	0	0	0	3	3
30	OFFICE OF ESTABLISHMENTS AND SERVICE MATTER	0	0	0	0	0	2	0	0	0	0	0	0	0	2	2
31	EKITI STATE LIAISON OFFICE LAGOS	0	0	0	0	0	0	0	0	0	0	0	0	0	0	0
32	EKITI STATE LIAISON OFFICE ABUJA	0	0	0	0	1	2	0	0	0	0	0	0	1	2	3
33	EKITI STATE HOUSE OF ASSEMBLY	3	0	0	0	0	0	0	0	0	0	0	0	3	0	3
34	EKITI STATE AGRIC DEVELOPMENT PROGRAMME	0	0	0	0	0	1	0	0	0	0	0	0	0	0	1
35	POLITICAL & ECONOMIC AFFAIRS DEPT.(OFFICE OF THE GOV)	0	0	0	0	0	0	0	0	0	0	0	0	0	0	0
36	EKITI STATE PENSION COMMISSION	0	0	0	0	0	0	1	0	0	0	0	0	1	0	1
37	FISCAL RESPONSIBILITY COMMISSION	0	0	1	1	0	0	0	0	0	0	0	0	0	1	1
38	JOB CREATION AND EMPLOYMENT AGENCY	0	0	0	0	0	0	0	0	0	0	0	0	0	0	0
39	RURAL WATER SUPPLY & SANITATION AGENCY	0	0	0	0	0	0	1	1	0	0	0	0	1	1	2
40	MINERAL RESOURCES DEVELOPMENT AGENCY	0	0	0	0	0	0	0	0	0	0	1	4	1	4	5

TABLE 3.10 (CONT.)

PUBLIC SERVICE PERSONNEL CLASSIFIED BY GENDER AND NATURE OF TRAINING IN EKITI STATE, 2021

S/N	MDA	IN SERVICE TRAINING (LOCAL)		IN SERVICE TRAINING (INTERNATIONAL)		STUDY LEAVE WITH PAY		STUDY LEAVE WITHOUT PAY		SABBATICAL LEAVE		OTHERS		TOTAL		GRAND TOTAL	
		M	F	M	F	M	F	M	F	M	F	M	F	M	F		
41	AGENCY FOR ADULT AND NON FORMAL EDUCATION	0	0	0	0	0	0	0	0	0	0	0	0	0	0	0	0
42	URBAN RENEWAL AGENCY	0	0	0	0	0	0	0	0	0	0	0	0	0	0	0	0
43	STATE ENVIRONMENT PROTECTION AGENCY	0	0	0	0	2	0	0	0	0	0	0	0	2	0	2	2
44	EKITI STATE EMERGENCY MANAGEMENT AGENCY	0	0	0	0	0	0	0	0	0	0	0	0	0	0	0	0
45	EKITI STATE AIDS CONTROL AGENCY	0	0	0	0	0	0	0	0	0	0	0	0	0	0	0	0
46	EKITI STATE SPORT COUNCIL	0	0	0	0	0	0	0	0	0	0	0	0	0	0	0	0
47	MINISTRY OF PUBLIC UTILITIES	0	0	0	0	1	3	0	0	0	0	0	0	1	3	4	4
48	PRIMARY HEALTH CARE DEVELOPMENT AGENCY	0	14	0	1	0	15	0	0	0	0	0	0	0	30	30	30
49	BUREAU OF STATISTICS	0	1	0	0	3	2	0	0	0	0	0	0	3	3	6	6
50	CENTRAL MEDICAL STORES	0	0	0	0	0	1	0	0	0	0	0	0	0	1	1	1
51	FOUNTAIN AGRIC MARKETING AGENCY	0	0	0	0	0	0	0	0	0	0	0	0	0	0	0	0
52	BROADCASTING SERVICE OF EKITI STATE	29	22	0	0	1	3	0	0	0	0	0	0	30	25	55	55
53	EKCSDA	0	0	0	0	0	0	0	0	0	0	0	0	0	0	0	0
54	BUREAU OF PRODUCTIVITY	0	0	0	0	0	0	1	0	0	0	0	0	0	1	0	0
55	EKITI STATE WASTE MANAGEMENT BOARD	0	0	0	0	0	0	0	0	0	0	0	0	0	0	0	0
56	EKITI STATE ENTERPRISE DEVELOPMENT AGENCY	0	0	0	0	0	0	0	0	0	0	0	0	0	0	0	0
57	BUREAU OF PUBLIC PROCUREMENT	0	0	0	0	0	0	0	0	0	0	0	0	0	0	0	0
58	EKITI STATE UNIVERSITY TEACHING HOSPITAL	10	9	0	0	0	0	0	0	0	0	0	0	10	9	19	19
59	EKITI STATE MUSLIM PILGRIMS WELFARE BOARD	0	1	0	0	1	1	0	0	0	0	0	0	1	2	3	3
60	EKITI SCHOLARSHIP BOARD	0	0	0	0	0	0	0	0	0	0	0	0	0	0	0	0

TABLE 3.10 (CONT.)

PUBLIC SERVICE PERSONNEL CLASSIFIED BY GENDER AND NATURE OF TRAINING IN EKITI STATE, 2021

S/N	MDA	IN SERVICE TRAINING (LOCAL)		IN SERVICE TRAINING (INTERNATIONAL)		STUDY LEAVE WITH PAY		STUDY LEAVE WITHOUT PAY		SABBATICAL LEAVE		OTHERS		TOTAL		GRAND TOTAL
		M	F	M	F	M	F	M	F	M	F	M	F	M	F	
61	BOARD FOR TECHNICAL AND VOCATION EDUCATION	0	0	1	3	0	0	0	0	0	0	0	0	1	3	4
62	INTERNAL REVENUE SERVICES	0	0	0	0	0	0	0	0	0	0	0	0	0	0	0
63	HOSPITAL MANAGEMENT BOARD	4	24	0	0	2	26	0	0	0	0	0	0	6	50	56
64	EKITI STATE LIBRARY BOARD	0	0	0	0	1	1	0	0	0	0	0	0	1	1	2
65	EKITI STATE ELECTRICITY BOARD	5	0	0	0	0	0	0	0	0	0	0	0	5	0	5
66	EKITI STATE HOUSING CORPORATION	1	0	0	0	6	3	0	0	0	0	0	3	7	6	13
67	EKITI STATE WATER CORPORATION	340	84	0	0	0	0	0	0	0	0	0	0	340	84	424
68	STATE UNIVERSAL BASIC EDUCATION BOARD	458	1057	0	1	21	122	25	42	15	54	25	33	544	1309	1853
69	EKITI STATE CHRISTIAN PILGRIMS WELFARE BOARD	0	0	0	0	0	0	0	0	0	0	0	0	0	0	0
70	EKITI STATE EDUCATION TRUST FUND	0	0	0	0	2	1	0	0	0	0	0	0	2	1	3
71	EKITI STATE COLLEGE OF EDUCATION, IKERE EKITI	0	0	0	0	0	0	0	0	0	0	0	0	0	0	0
72	EKITI STATE UNIVERSITY															
73	COLLEGE OF HEALTH,SCIENCE & TECHNOLOGY. IJERO EKITI	0	0	0	0	4	9	0	0	0	0	0	0	4	9	13
74	OFFICE OF DISABILITY AFFAIRS	0	0	0	0	1	1	0	0	0	0	0	0	1	1	2
75	DIRECTORATE OF FARM SETTLEMENT AND PEASANT FARMERS	0	0	0	0	0	0	0	0	0	0	0	0	0	0	0
76	EKITI STATE LOCAL GOVT STAFF LOANS BOARD	0	0	0	0	0	0	0	0	0	0	0	0	0	0	0
77	LOCAL GOVT PENSION TRANSMISSION	0	0	0	0	0	0	1	1	0	0	0	0	1	1	2
78	EKITI STATE HOUSE OF ASSEMBLY COMMISSION	0	0	0	0	1	1	0	0	0	0	0	0	1	1	2
79	MINISTRY OF INFORMATION, TOURISM AND VALUES ORIENTATION	0	0	0	0	1	0	0	0	0	0	0	0	1	0	1
80	EKITI STATE PUBLIC WORKS	0	0	0	0	0	0	0	0	0	0	0	0	0	0	0
81	MICROFINANCE	0	0	0	0	0	0	0	0	0	0	0	0	0	0	0
	TOTAL	860	1221	13	21	86	263	38	49	16	59	27	42	1040	1655	2695

