



...Ilè Iyì, Ilè Èyè

FACTS & FIGURES

ABOUT EKITI STATE

2020 - 2021

Produced by: 

EKITI STATE BUREAU OF STATISTICS, ADO - EKITI

EKITI STATE OF NIGERIA



FACTS AND FIGURES ABOUT EKITI STATE 2020 - 2021

*Produced by:
State Bureau of Statistics,
Ado Ekiti*

FOREWORD

The importance of Statistics in planning, monitoring and evaluation cannot be overemphasised because no meaningful development can take place without appropriate statistical data to measure performance and monitor progress or lack of it. In Ekiti State, a number of past policy /initiatives had failed for lack of inadequate statistics for tracking their implementation.

In order to avoid a relapse into the past, the present administration under the able leadership of Dr. kayode Fayemi has taken bold steps in ensuring availability of adequate, reliable and timely statistical information for policy formulation and performance tracking. To achieve this, the State Bureau of Statistics was established to maintain an effective and well coordinated statistical system to meet the information requirements of government and the society towards achieving a sustainable development. The measures taken so far has propelled the Bureau for effective performance and it has led to the production of some publications for planning purposes. Some of the publications are Digest of Medical and Health Statistics,

Digest of Manpower Statistics, Gender-Based Statistics, Population Projection, Digest of Transport Statistics and Digest of Local Government Statistics among others. The office also has a Data Capturing Centre where data are being process, analyse and preserve data.

This publication titled “Facts and Figures About Ekiti State” aims at providing basic socio-economic data about the State at the beck and call of policy makers.

Permit me to express my profound gratitude to Mr Governor for his support and other stakeholders for the overall level of improvement in the provision of robust statistical information in the State. Also worthy of commendation are the staff of the Bureau under the able leadership of the Statistician General for the production of this publication.

Mr Femi Ajayi

Commissioner for Budget
and Economic Planning.

PREFACE

“Facts and Figures About Ekiti State” is one of the statistical publications of the State Bureau of Statistics aimed at providing basic statistical data about the State for policy formulation and performance tracking. The document contains summary data extracted from surveys and various publications of the Bureau as well as update of the activities of various Ministries, Departments and Agencies (MDAs) in the State.

The publication, which contains statistical tables and graphs that covers governance, agriculture/ rural development, social investment, health services, knowledge economy, education /human capital development, gender issues, tourism as well as infrastructure and industrial development.. The document equally contains photographs of events and projects executed by the present administration and graphs for easy illustration in some cases.

We are sincerely grateful to His Excellency, the Governor of Ekiti State, Dr. Kayode Fayemi for providing the enabling environment for statistical activities in the State. The advice and sense of direction of the Hon. Commissioner for Budget and Economic Planning is also appreciated.

I equally appreciate all MDAs and other stakeholders whose positive responses to our request for data contribute immensely to the success of the publication.

While it will be difficult to mention all individuals and institutions that contributed to the success of this publication, I must acknowledge whole-heartedly, the application of professional skills, dedication to duties and high determination to succeed demonstrated by the entire staff of the Bureau for the production of this document and other vital information to strengthen smart governance. It is our hope that this very important publication will be of immense benefit to users as it will also be regularly updated.

Omoyeni Matthew Kolawole
Statistician General.
State Bureau of Statistics,
State Secretariat Complex,
Ado Ekiti.

TABLE OF CONTENTS

TITLE PAGE	1
FOREWORD	2
PREFACE	3
TABLE OF CONTENTS	4-6
BACKGROUND INFORMATION	7-11

NO	DESCRIPTION OF TABLE	PAGE
CHAPTER 1: GOVERNANCE		12
POLITICAL AND ADMINISTRATIVE STRUCTURE		
1.1	EKITI STATE SENATORIAL DISTRICTS, FEDERAL CONSTITUENCIES AND LOCAL GOVERNMENTS BY IDENTIFICATION AND YEAR OF CREATION, NO OF WARD S AND POLLING UNITS	13
EXECUTIVE ARM		
1.2	LIST OF GOVERNORS OF EKITI STATE, 1996-2022	14
1.3	EKITI STATE EXECUTIVE COUNCIL, 2022	15-16
1.4	LIST OF DEPUTY GOVERNORS OF EKITI STATE ,1996 – 2022	17
1.5	LIST OF SECRETARIES TO THE STATE GOVERNMENT IN EKITI STATE, 1996 -2022	18
1.6	LIST OF HEAD OF SERVICE IN EKITI STATE ,1996 – 2022	19
1.7	CHAIRMEN OF STATUTORY COMMISSIONS, 2021	20
LEGISLATIVE ARM		
1.8	LIST OF SPEAKERS OF EKITI STATE HOUSE OF ASSEMBLY, 1999-2021	21
1.9	EKITI STATE 6 TH HOUSE OF ASSEMBLY MEMBERS & OTHERS PORTFOLIO BEGINS 6 TH JUNE , 2019	22– 23
TRADITIONAL INSTITUTION		
1.10	LIST OF PAST AND PRESENT CHAIRMEN OF STATE COUNCIL OF TRADITIONAL RULERS IN EKITI STATE, 199-2021	24
1.11	CLASSIFICATION OF OBAS BY GRADES AND LOCAL GOVERNMENT IN EKITI STATE, 2021	25
	GRAPH OF CLASSIFICATION OF OBAS BY GRADES AND LOCAL GOVERNMENT IN EKITI STATE, 2021	25
CHAPTER 2: POPULATION AND VITAL STATISTICS		26
2.1	COMPARATIVE ANALYSIS OF 1963, 1991 AND 2006 POPULATION CENSUS FIGURES IN EKITI STATE OF NIGERIA	27
2.2	EKITI STATE 2006 POPULATION DISTRIBUTION BY SENATORIAL DISTRICTS, FEDERAL CONSTITUENCIES AND LOCAL GOVERNMENT, 2020-2021	28
2.3	EKITI STATE PROJECTED POPULATION DISTRIBUTION AND SEX RATIO BY	29

	LOCAL GOVERNMENT , 2020-2021	
2.4	POPULATION DENSITY BY LOCAL GOVERNMENT AREAS IN EKITI STATE , 2020-2021	30
2.5	TREND OF POPULATION GROWTH IN EKITI STATE, 2019-2021	31
	GRAPHICAL REPRESENTATION OF THE TRENDS OF POPULATION GROWTH IN EKITI STATE, 2019-2021	31
2.6	EKITI STATE SUMMARY FOR POPULATION PROJECTIONS (RURAL AND URBAN), 2019-2021	32
2.7	SUMMARY OF POPULATION PROJECTION OF EKITI STATE BY AGE GROUPS AND SEX, 2020	33
2.8	GENDER DISTRIBUTION OF BIRTHS AND DEATHS REGISTERED IN EKITI STATE, 2021	34
2.9	DISTRIBUTION OF BIRTHS AND DEATHS REGISTRATION CENTRES IN EKITI STATE CLASSIFIED BY LOCAL GOVERNMENT, 2020- 2021	35
2.10	ESTIMATED POPULATION OF WOMEN OF CHILD BEARING AGE IN EKITI STATE, 2021	36
CHAPTER 3 : PUBLIC SERVICE MANPOWER		37
3.1	SUMMARY OF PERSONNEL IN PUBLIC SERVICE BY GENDER IN EKITI STATE, 2021	38
	GRAPH SHOWING THE SUMMARY OF PERSONNEL IN EKITI STATE PUBLIC SERVICE BY GENDER, 2021	39
3.2	PERSONNEL DISTRIBUTION IN EKITI STATE PUBLIC SERVICE BY LENGTH OF SERVICE, 2020-2021	40
3.3	LIST OF PERMANENT SECRETARIES IN EKITI STATE, AS AT JULY, 2022	41-42
3.4	LIST OF EXECUTIVE SECRETARIES, 2021	43-44
HOUSING		
3.5	NUMBER OF STAFF OF MINISTERIES THAT BENEFITTED FROM HOUSING AND LAND LOAN SCHEME BY GENDER IN EKITI STATE, 2020-2021	45
3.6	AMOUNT OF HOUSING, LAND AND CAR LOANS DISBURSED TO STAFF OF MINISTERIES IN EKITI STATE, 2020-2021	46
CHAPTER 4: PRISON & JUSTICE		47-48
4.1	NUMBER OF INMATES IN FEDERAL PRISONS SERVICE, ADO EKITI BY TYPE OF OFFENCE, 2020-2021	49
4.2	CAPACITY OF FEDERAL PRISONS IN ADO-EKITI AND ACTUAL INMATES AND CONGESTION RATE, 2020-2021	50
	GRAPH SHOWING THE CAPACITY OF FEDERAL PRISONS IN ADO-EKITI AND ACTUAL INMATES AND CONGESTION RATE, 2020-2021	50
4.3	TYPE OF COURTS IN EKITI STATE BY LOCAL GOVERNMENT, 2020	51

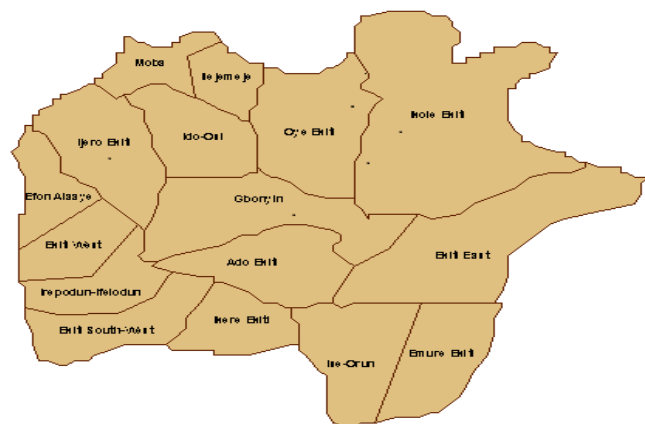
4.4	REPORTED CASES IN HIGH COURTS BY TYPE OF OFFENCE AND SEX OF THE ACCUSED PERSON IN EKITI STATE , 2020-2021	52
4.5	DISPOSITION OF CASES IN EKITI STATE BY TYPE OF CASES AND DISPOSITION ORDER , 2020	53
4.6	DISPOSITION OF CASES IN EKITI STATE BY TYPE OF CASES AND DISPOSITION ORDER , 2021	54
4.7	NUMBER OF SENIOR ADVOCATES OF NIGERIA IN EKITI STATE, 2020-2021	55
4.8	NUMBER OF JUDGES AND MAGISTRATES IN EKITI STATE, 2020-2021	55
4.9	LIST OF HIGH COURT JUDGES IN EKITI STATE, 2020	56
4.10	NUMBER OF OFFICERS IN NSDC, EKSTMA, FRSC IN EKITI STATE , 2020-2021	57
	GRAPH OF NUMBER OF OFFICERS IN NSDC, EKSTMA, FRSC IN EKITI STATE , 2020-2021	57
CHAPTER 5: AGRICULTURE AND RURAL DEVELOPMENT		58-59
5.1	FOREST RESERVES (KM ²) IN EKITI STATE BY LOCAL GOVT, 2021	60
5.2	AMOUNT AND CLASSIFICATION OF INPUTS (FERTILIZER) SUPPLIED TO FARMERS IN EKITI STATE , 2020-2021	61
5.3	LAND ALLOCATED TO FARMERS IN FARM SETTLEMENT/CENTRES IN EKITI STATE, 2020-2021	61
5.4	GRAPHICAL REPRESENTATION OF REGISTERED FARMERS IN EKITI STATE, 2020-2021	62
5.5	MAJOR CROPS PRODUCTION IN EKITI STATE BY LOCAL GOVERNMENT AREAS (CASH CROPS , 2020	63
5.6	ANNUAL ARABLE CROPS IN EKITI STATE AS, 2020	64
CLIMATOLOGY		
5.7	NUMBER OF RAINY DAYS RECORDED IN METEOROLOGICAL STATION IN EKITI STATE , 2020-2021	65
5.8	AVERAGE AMOUNT OF RAIN DAYS IN EKITI STATE FROM JAN – DEC, 2020 – 2021	66
5.9	SUMMARY OF FOREST RESERVE SITUATION IN EKITI STATE, 2020	67
5.10	SUMMARY OF FOREST RESERVE SITUATION IN EKITI STATE, 2021	68
5.11	GRAPHICAL REPRESENTATION OF FOREST RESERVE IN EKITI STATE BY TOWN OF LOCATION, AREA AND LOCAL GOVERNMENT IN EKITI STATE, 2020	69
5.12	FOREST RESERVE IN EKITI STATE BY TOWN OF LOCATION, AREA AND LOCAL GOVERNMENT IN EKITI STATE, 2021	70
5.13	REVENUE GENERATED BY MINISTRY OF AGRICULTURE AND NATURAL RESOURCES IN EKITI STATE, (JAN. – DEC., 2020.)	71-73
5.14	REVENUE GENERATED BY MINISTRY OF AGRICULTURE AND NATURAL RESOURCES IN EKITI STATE, (JAN. – DEC., 2021.)	74-75
CHAPTER 6: HUMAN CAPITAL DEVELOPMENT		76

6.1	BENEFICIARIES OF EMPLOYMENT GENERATION BY EKITI STATE GOVERNMENT , 2020	77
6.2	FIRE FIGHTERS ENGAGED IN EKITI STATE , 2020-2021	78
CHAPTER 7: MEDICAL AND HEALTH		79-80
7.1	NUMBER OF HEALTH CARE FACILITIES IN THE EKITI STATE , 2020-2021	81
7.2	DISTRIBUTION OF HEALTH CARE FACILITIES BY TYPE IN THE 16 LOCAL GOVERNMENT, 2020-2021	82
7.3	HUMAN RESOURCES DATA BY HEALTH FACILITIES IN EKITI STATE, 2020	83-86
	GRAPH ON SOME KEY HEALTH PERSONNEL IN EKITI STATE, 2020	87
7.4	HUMAN RESOURCES DATA BY HEALTH FACILITIES IN EKITI STATE, 2021	88-91
	GRAPH ON SOME KEY HEALTH PERSONNEL IN EKITI STATE, 2021	92
CHAPTER 8: INDUSTRY		93
8.1	GRAPHICAL REPRESENTATION OF DISTRIBUTION OF SMALL AND MEDIUM SCALE ENTERPRISE IN EKITI STATE, 2020	94
8.2	NUMBER OF BENEFICIARIES OF E SCALE ENTERPRISE OF EKSG/CBN SMCE DEVELOPMENT FUND LOAN SCHEME, 2020	95
TOURISM		96-97
8.3	TOURIST CENTRES IN EKITI STATE BY LOCATION AND LOCAL GOVERNMENT , 2020	98
8.4	SUMMARY OF HOTELS, EVENT CENTRES AND NOTABLE TOURIST CENTRES BY LOCAL GOVERNMENT IN EKITI STATE , 2020	99
8.5	DIRECTORY OF HOTELS AND HOSPITALITY ESTABLISHMENTS BY LOCAL GOVERNMENT AREAS IN EKITI STATE	100-107
CHAPTER 9: WOMEN AFFAIRS GENDER EMPOWERMENT		108
9.1	NUMBER OF CHILDS RIGHT, FUNCTIONAL WOMEN COOPERATIVE SOCIETIES AND WOMEN DEVELOPMENT CENTRES IN EKITI STATE, 2020-2021	109
9.2	SOME OTHER WOMEN AND CHILDREN PROGRAMME/PROJECT IN EKITI STATE, 2020-2021	110
9.3	DISTRIBUTION OF FAMILY CASES ENTERTAINED BY STATUS AND ZONES IN EKITI STATE, 2020-2021	111
9.4	NUMBER OF JUVENILE CASES ENTERTAINED BY THE SOCIAL WELFARE BY NATURE OF OFFENCE IN EKITI STATE, 2020	112
9.5	NUMBER OF JUVENILE CASES ENTERTAINED BY THE SOCIAL WELFARE BY NATURE OF OFFENCE IN EKITI STATE, 2021	113
CHAPTER 10: KNOWLEDGE ECONOMY		114-116
10.1	GRAPHICAL REPRESENTATION OF NUMBER OF PUBLIC, PRIVATE PRIMARY SCHOOLS BY LOCAL GOVERNMENT IN EKITI STATE, 2020-2021	117
10.2	GRAPHICAL REPRESENTATION OF NUMBER OF TEACHERS IN PUBLIC,	118

	PRIVATE PRIMARY SCHOOLS BY GENDER AND LOCAL GOVERNMENT IN EKITI STATE, 2020-2021	
10.3	GRAPHICAL REPRESENTATION OF DISTRIBUTION OF PUBLIC PRIMARY SCHOOLS AND ENROLMENT IN EKITI STATE BY LOCAL GOVERNMENT, 2020-2021	119
10.4	GRAPHICAL REPRESENTATION OF TRENDS OF ENROLMENT IN PUBLIC PRIMARY SCHOOLS IN EKITI STATE, 2013 - 2021	120
10.5	GRAPHICAL REPRESENTATION OF NUMBER OF PUBLIC AND PRIVATE SECONDARY SCHOOLS IN EKITI STATE, 2020-2021	121
10.6	GRAPHICAL REPRESENTATION OF NUMBER OF TEACHERS IN PUBLIC AND PRIVATE SECONDARY SCHOOLS BY GENDER AND LOCAL GOVERNMENTS IN EKITI STATE, 2020	122
10.7	GRAPHICAL REPRESENTATION OF NUMBER OF TEACHERS IN PUBLIC AND PRIVATE SECONDARY SCHOOLS BY GENDER AND LOCAL GOVERNMENTS IN EKITI STATE, 2021	123
10.8	FREE UTME BENEFICIARIES IN EKITI STATE, 2020-2021	124
10.9	SUMMARY OF EDUCATIONAL INSTITUTIONS IN EKITI STATE, 2020-2021	124
10.10	BENEFICIARIES OF SCHOOL SCHOLARSHIP SCHEME IN EKITI STATE, 2021	125
10.11	NUMBER OF STUDENTS THAT WERE GIVEN BURSARY IN TERTIARY INSTITUTIONS, 2021	126
10.12	GRAPHICAL REPRESENTATION OF TRENDS OF ENROLMENT IN TECHNICAL COLLEGES BY GENDER IN EKITI STATE, 2011-2021	127
	CHAPTER 11: INFRASTRUCTURE AND RURAL DEVELOPMENT	128
11.1	LIST OF ON – GOING ROAD PROJECTS IN EKITI STATE, 2020-2021	129
11.2	STATE ROADS AND THEIR CONDITIONS, 2020-2021	130
	WATER	131
11.3	DISTRIBUTION OF WATER SUPPLY AND CONSUMPTION IN EKITI STATE, 2020	132
11.4	DISTRIBUTION OF WATER SUPPLY AND CONSUMPTION IN EKITI STATE, 2021	133
11.5	EXISTING SPRINGS IN SOME TOWNS/ VILLAGES AS SOURCES OF WATER SUPPLY, 2020	134
11.6	SOURCES OF WATER IN LOCAL GOVERNMENT AREA OF EKITI STATE, 2020	135
11.7	ERO WATER SUPPLY SCHEME SHOWING BOOSTER STATIONS, LOCATION, NUMBER OF PUMPS, DISCHARGE AND HEAD (M3), 2020-2021	136
11.8	WATER SUPPLY COVERAGE IN EKITI STATE PER SCHEME, 2020-2021	137

11.9	NUMBER OF BOREHOLES IN EKITI STATE AND THEIR CONDITIONS, 2020-2021	138
	ELECTRICITY	
11.10	NUMBER OF COMMUNITIES LINKED AND NOT LINKED TO THE NATIONAL GRID IN EKITI STATE, 2020-2021	139
11.11	NUMBER OF ON – GOING ELECTRIC POWER PROJECTS IN COMMUNITIES IN EKITI STATE, 2020-2021	139
11.12	LIST OF ON – GOING STATE GOVERNMENT RURAL ELECTRIFICATION PROJECTS IN EKITI STATE, 2020-2021	140

BACKGROUND INFORMATION.



Ekiti State created on 1st October 1996, was carved out of the old Ondo State, which took off with sixteen (16) Local Governments, twelve of which already existed before the creation.

In 2021, the Governor of Ekiti State, Dr. John Kayode Fayemi inaugurated the chairmen of the newly created 19 LCDAs.

The geographical space called Ekiti State lies between longitudes $4^{\circ} 45'$ and $5^{\circ} 45'$ East of the Greenwich Meridian and latitudes $7^{\circ} 15'$ and $8^{\circ} 51'$ North of the Equator. It is situated entirely within the Tropics, Ekiti State is bounded in the North by Kwara and Kogi States, in the West by Osun State and in the East and South by Ondo State. It lies 250 metres

above the sea level, dotted with many hills and underlain by basement complex rocks some of which stand alone while others are in groups or ridges, surrounding some major towns in the State. The State derived its name from the ridges locally referred to as 'Okiti'.

Ekiti State enjoys a tropical climate, with an annual temperature ranging between 21°C and 31.3°C accompanied by high relative humidity ranging between 55 and 56 with an average annual rainfall.

The people of Ekiti State are culturally homogenous and they speak the same dialect of the Yoruba language called Ekiti, although, there are some slight variations of the dialect in areas close to Ekiti borders with neighbouring States.

Population plays major role in the economic, social and political development of any geographical area. The 1963 census put the population figure of the area now known as Ekiti State at 1,417,547 and at 1,535,790 in 1991, which translated to an annual growth rate of 0.29% within the period. In 2006, the population figure was 2,398,957. This implies an annual growth rate of 3.2% between 1991 and 2006. The projected population figure for the state stands at 3,785,003 as at 2021. With a total land mass of 5,805.84 square kilometres, the population density is therefore 612 i.e the average number of people per square kilometre in the State as at 2021.

In terms of political structure, the State has three (3) Senatorial Districts, six (6) Federal Constituencies, twenty-six (26) State

Constituencies and one hundred and seventy-seven (177) political wards. The number of communities in the State stood at 1,043 according to the report of the 'Community Development Statistics Survey' carried out by the Bureau of Statistics in 2008. This comprised of 105 towns and villages, 45 hamlets and 890 farmsteads.

Since its creation in 1996, the State has been led by thirteen successive Governors/Administrators. The Local Government administration were also headed by elected chairmen, Caretaker committees, Administrators, or coordinating director at one time or another. The traditional rulers also function simultaneously in various communities in the State. As at 2021, there were 126 Obas in the State comprising of 31 Grade A, 37 Grade B and 58 Grade C.

Its geographical location places it within the tropical forest in the Southern part and Guinea Savannah in the North. This gives all the Local Government areas in the State comparative advantage of one agricultural product or the other. The major agricultural products and where they are predominantly found are: Cocoa in Ise/Orun, Emure, Ekiti South West, Ijero and Ikole Local Governments among others.

We have Oil Palm in Ise/Orun, Irepodun/Ifelodun, Ijero and Emure to mention but few. Timber is notable in Ise/Orun, Ekiti West, Ikere, Ido/Osi and Gbonyin Local Governments. Others include Kolanut and Plantain/Banana which are found in Ekiti South West, Ijero, Ekiti East and

Oye. Yam thrives in all parts of the State but it is predominant in Ekiti East, Ado, Ikole, Ikere and Ido/Osi Local Governments. Cocoyam is abundant in Ikole, Oye, Ekiti West and Ijero. Rice in Ekiti West, Irepodun/Ifelodun, Efon and Gbonyin while Cassava is widely cultivated in all parts of the State. There are a total area of 297.2hectres of forest reserve spread across nine (9) local government areas in the State.

Education as a major industry was taken seriously by the government of Ekiti State with remarkable support by the private sector development partners because of its significant role in the socio-economic development of the people. The enrolment in the public primary school in the state stood at 189,047 in 2020 while in 2021 it increased to 193,982 which is likely to be a reflection of gradual withdrawal of pupils from private schools to public schools. Also in 2020/2021 academic session there were 191 Secondary schools



Also, there were five (5) Technical Colleges, two (2) Schools of Nursing. One school of midwifery, (1) College of Education and two (2) Polytechnics and three (3) Universities fully functional in the State. The number of personnel in public primary school sub-sector as at 2020 increased from 7,257 to 7,485 in 2021 which shows an increase of 228.

Available record indicated that about 2,000 and 2,266 students were given JAMB form in 2020 and 2021 respectively free of charge by the State Government., while a sum of ₦110,450,000.00 was given to 545 students on scholarship in 2021 and ₦30,980,000.00 as bursary awards to 3,098 students in the same year.

As part of her social services, the State Government places importance on health status of her citizenry as millions of naira were spent on health sector.

Adult & Emergency Department at EKSUTH

Apart from the conventional health care service going on in all health facilities, series of health intervention programmes were being organised to attend to the health needs of the people at the grassroot at no cost to the beneficiaries on regular basics. Infrastructure and public utility are major determinants of industrial development in any society, Such facilities includes road, water and electricity.



Picture showing overhead bridge in Ado-Ekiti



Efon Water Treatment Plant

In the area of water supply, there were nine water schemes serving various communities notable among them are Ero water scheme which currently serves sixty six (66) communities, Little Ose scheme which covers eleven (11) communities and Itapaji/Ikole water scheme which serves Oye, Ikole and Ekiti East local governments. Boreholes were also provided to supplement portable water supply in communities which are not close to pipe line extension. On electricity supply, about 177 towns/communities

were linked to the national grid in 2020 and 38 electrification projects were ongoing as at 2021.

Ekiti State has about twenty seven (27) potential tourist sites but only 14 of them have been developed among which are Ikogosi Warm Spring and Adekunle Fajuyi Park. There were 222 Hotels, 27 Guest Houses and the tourist centres spread across the sixteen Local Government Areas of the State as at 2021 with Ado having the highest number of 78, Emure, Moba and Ekiti East had the least number among the Local Government Areas.

Industrial development is one of the priority programmes being facilitated through provision of enabling environment by the State Government., such industrial establishments in the State are Fountain Hotels Ltd, Ado, Ire Works Ltd, Ire, Fountain Dairy Farm Ikun and Rice Mill in Igbemo.



It is equally to be noted that there an industrial park in Ado-ljan Road to further boost industrial development in the State which has however not been adequately utilised . Social investment programmes such as conditional cash transfer, youth employment and social support operations.which targets alleviation of poverty among the masses as received priority attention of the Government as it is one of the cardinal pillars programmes of State Government with various strategies mapped out towards its actualisation.

CHAPTER 1 GOVERNANCE

POLITICAL AND ADMINISTRATIVE STRUCTURE

TABLE 1.1

EKITI STATE SENATORIAL DISTRICTS, FEDERAL CONSTITUENCIES, LOCAL GOVERNMENTS BY VEHICLE IDENTIFICATION, YEAR OF CREATION, NO OF WARDS AND POLLING UNITS

S/N	SENATORIAL DISTRICT	FEDERAL CONSTITUENCY	LOCAL GOVERNMENT	HEADQUARTERS	YEAR CREATED	VEHICLE IDENTIFICATION	NO OF WARDS	NO OF POLLING UNITS
1	EKITI CENTRAL	EKITI CENTRAL I	Ado	Ado Ekiti	1989	ADK	13	207
			Irepodun/Ifelodun	Igede Ekiti	1989	GED	11	160
		EKITI CENTRALII	Efon	Efon Alaaye	1996	EFY	10	119
			Ekiti West	Aramoko Ekiti	1976	AMK	11	184
			Ijero	Ijero Ekiti	1976	JER	12	138
2	EKITI NORTH	EKITI NORTH I	Ikole	Ikole Ekiti	1976	KLE	12	182
			Oye	Oye Ekiti	1989	YEE	12	190
		EKITI NORTH II	Ido/Osi	Ido Ekiti	1989	DEK	11	139
			Ilejemeje	Iye Ekiti	1996	YEK	10	91
			Moba	Otun Ekiti	1989	TUN	11	112
3	EKITI SOUTH	EKITI SOUTH I	Ekiti South West	Ilawe Ekiti	1976	LAW	11	188
			Ikere	Ikere Ekiti	1989	KER	11	86
			Ise/Orun	Ise Ekiti	1989	SSE	10	108
		EKITI SOUTH II	Ekiti East	Omuo Ekiti	1976	MUE	12	95
			Emure	Emure	1996	EMR	10	93
			Gbonyin	Ode Ekiti	1996	DEA	10	103
TOTAL							177	2,195

EXECUTIVE ARM

TABLE 1.2
LIST OF GOVERNORS OF EKITI STATE , 1996 – 2022

S/N	NAMES	SEX	POST	DATES
1.	Lt. Co.I Inua Bawa	M	MILITARY ADMINISTRATOR	Oct 7 th 1996 – August 9 th , 1998
2.	Navy capt. Atanda Yusuf	M	MILITARY ADMINISTRATOR	August 10 th , 1998 – May 28 th , 1999
3.	Otunba Adeniyi Adebayo	M	GOVERNOR	May 29 th , 1999 – May 28 th , 2003
4.	Dr. Peter Ayodele Fayose	M	GOVERNOR	May 29 th 2003 – Oct 15 th , 2006
5.	Chief Friday Aderemi	M	ACTING GOVERNOR	Oct 16 th , 2006 – Oct 17 th , 2006
6.	Brigadier-General Adetunji Olurin	M	ADMINISTRATOR	Oct 18 th , 2006 – May 28 th , 2007
7.	Rt. Hon. Adetope Ademiluyi	M	ACTING GOVERNOR	May 29 th , 2007 -
8.	Engr. Adebayo Olusegun Oni	M	GOVERNOR	May 29 th 2007 – Feb 16 th , 2009
9	Rt Hon. Tunji Odeyemi	M	ACTING GOVERNOR	Feb 17 th , 2009 – May 5 th , 2009
10	Engr. Adebayo Olusegun Oni	M	GOVERNOR	May 6 th , 2009 – October 15 th , 2010
11	Dr. Kayode Fayemi	M	GOVERNOR	Oct 16 th , 2010 – Oct 15 th , 2014
12	Dr. Peter Ayodele Fayose	M	GOVERNOR	Oct 16 th , 2014 – Oct 15 th , 2018
13	Dr. Kayode Fayemi	M	GOVERNOR	Oct 16 th , 2018 – October 16 th 2022
14	Mr. Biodun Abayomi Oyebanji	M	GOVERNOR	October 16 th 2022- Till date

SOURCE: Cabinet And Special Services, Governor's Office. Ado – Ekiti.

TABLE 1.3
EKITI STATE EXECUTIVE COUNCIL, 2022

S/N	NAME	SEX	DESIGNATION
1	Mr. Biodun Abayomi Oyebanji	M	Governor
2	Mrs. Monisade Christianah Afuye	F	Deputy Governor
3	Mr Foluso Daramola	M	Secretary to the State Government
4	Mr Bamidele Agbede	M	Head of Service
5	Mr. Tolu Ibitola	M	Chief of Staff
6	Barr. Olawale Fapohunda Esq	M	Attorney General & Comm. for Justice
7	Mr. Akin Oyebode	M	Comm. for Finance and Economic Development
8	Mr Sola Adebayo	M	Comm. for Works & Transportation
9	Dr. Oyebanji Filani	F	Comm. for Health & Human Services
10	Alhaja Mariam Ogunlade	F	Comm. for Women Affairs and Social Development
11	Dr (Mrs) Olabimpe Aderiye MNi	F	Comm. for Education, Science and Technology
12	Prince Olabode Adetoyi	M	Comm. for Agriculture and Rural Development
13	Princess Iyabode Fakunle-Okhiemen	M	Comm. for Environment and Natural Resources
14	Aare Muyiwa Olumilua	M	Comm. for Investment , Trade and Industry
15	Mr Micheal Awopetu	M	Comm. for Youth and Sport Development
16	Mr Femi Ajayi	M	Comm. for Budget and Economic Planning
17	Alhaji Ayodele Jinadu	M	Comm. for Special Duties and Regional Integration
18	Barrister Akin Omole	M	Comm. for Information, Tourism and Values Orietation
19	Prof. Adio Afolayan	M	Comm. for Local Government and Community Development
20	Engr. Dele Faparusi	M	Comm. for Infrastructural and Public Utility
21	Mr Febisola Adewale	M	Comm. for Land, Housing and Urban Development
22	Mr. O'Seun Odewale	M	Special Adviser / DG, BPP
23	Prof. Bolaji Aluko	M	Special Adviser / DG, OTSD
24	Mr. Olusoga David	M	Special Adviser on Political Matters
25	Mrs Funke Falodun	F	Special Adviser on Lands and Urban

26	Mr Akin Rotimi	F	Special Adviser on Communication and Strategy
27	Mr Akintunde Oyebo	M	Special Adviser on Investment , Industry and Innovation
28	Alhaji Afolabi Ogunlayi	M	Special Adviser on Economic Matters
29	Barr. V. O. Kolade	M	Special Adviser on General Social Investment
30	Mrs. Magaret Fagboyo	F	Special Adviser on Development Partnerships/SDGs
31	Arch.Tope Ogunleye	M	Special Adviser on Bureau of Special Projects
32	Chief Folorunsho Olabode	M	Special Adviser on Rural and Community Development
33	Mr Gbenga Agbeyo	M	Special Adviser on Human Capital Development and Allied Matters
34	Mr. Yinka Oyebo	M	Chief Press Secretary

SOURCE:CABINET AND SPECIAL SERVICES, GOVERNOR'S OFFICE. ADO – EKITI

TABLE 1.4
LIST OF DEPUTY GOVERNORS OF EKITI STATE, 1996 - 2022

S/N	NAME	SEX	POST	DATE APPOINTED TO THE POST	DATE LEFT OFFICE
1.	Chief Olatunde Paul Alabi	M	Deputy Governor	29 th May, 1999	May 28, 2003
2.	Surveyor Abiodun Aluko	M	Deputy Governor	29 th May, 2003	24 th September, 2004
3.	Mr. Adebisi Omoyeni	M	Deputy Governor	4 th October, 2004	12 th December, 2005
4.	Chief (Mrs) Abiodun Olujimi	F	Deputy Governor	14 th December, 2005	18 th Oct, 2006
5.	Alhaji (Dr) Sikiru Tae Lawal	M	Deputy Governor	29 th May, 2007	October 15, 2010
6.	Mrs Olufunmilayo Olayinka	F	Deputy Governor	October 16, 2010	April 6, 2013
7.	Prof. (Mrs) Modupe Adelabu	F	Deputy Governor	8 th May, 2013	15 th October 2014
8.	Prof. Kolapo Olusola	M	Deputy Governor	16 th Oct, 2014	15 th October 2018
9.	Chief Bisi Egbeyemi	M	Deputy Governor	16 th Oct, 2018	16 th October 2022
10	Mrs. Monisade Christianah Afuye	F	Deputy Governor	16 th October 2022	Till date

Source: Cabinet and Special Services Dept, Governor's Office, Ado-Ekiti.

TABLE 1.5
LIST OF SECRETARIES TO THE STATE GOVERNMENT IN EKITI STATE , 1996 - 2022

S/N	NAME	SEX	POST	DATE APPOINTED TO THE POST	DATE LEFT OFFICE
1.	Mr. Joshua Adeyeye Ibidunmoye	M	SSG	Oct. 15, 1996	Oct. 1998
2.	Barrister Afolabi Ojuawo	M	SSG	31 st May, 1999	29 th May, 2003
3.	Hon. Adeola Alofe	M	SSG	29/5/2003	May, 2005
4.	Chief Bade Gboyega	M	SSG	May, 2005	Oct., 2006
5.	Mrs. Abike Sonaiki	F	SSG	October, 2006	May, 2007
6.	Amb. Dare Bejide	M	SSG	4/6/2007	15 th October, 2010
7.	Dr.A. G. Owolabi	M	SSG	October, 2010	15 th oct, 2014
8.	Dr. (Mrs) Modupe Alade	F	SSG	October, 2014	15 th October, 2018
9.	Mr Abiodun Oyebanji	M	SSG	Oct 16th, 2018	May 9th, 2022
10.	Mr. Foluso Daramola	M	SSG	9 th May,2022	16 th October 2022
11.	Dr. Habibat Adubiario	M	SSG	16 th October 2022	Till date

Source: Cabinet and Special Services Dept., Governor's Office, Ado-Ekiti.

TABLE 1.6
LIST OF HEADS OF SERVICE IN EKITI STATE , 1996 - 2022

S/N	NAME	SEX	POST	DATE APPOINTED TO THE POST	DATE LEFT OFFICE
1.	Mr. Ibidunmoye Joshua Adeyeye	M	HoS	Oct., 1996	Oct, 1998
2.	Mr. Lafimihan Olagunju	M	HoS	Oct., 1998	Jan., 2004
3.	Elder Olu Bankole	M	HoS	10 th Jan, 2004	May, 2007
4.	Mr. Olufemi Adewumi, MNI	M	HoS	4 th June, 2007	May,2007
5.	Mr. Bunmi. P. Famosaya, MNI	M	HoS	16 th December, 2010	Dec, 2014
6.	Dr. Olugbenga Peter Faseluka	M	HoS	1 ST December, 2014	Dec, 2018
7.	Mrs. Peju Babafemi(Acting)	F	(Ag)HoS	Dec ,2018	April, 2019
8.	Mr. Ayodeji Ajayi	M	HoS	April, 2019	9 th February, 2020
9.	Mrs. Peju Babafemi	F	HoS	10 th February, 2020	30 th June, 2022
10.	Mr. Bamidele Olugbenga Agbede	M	HoS	1 st July, 2022	Till date

Source: Cabinet and Special Services Dept., Governor's Office, Ado-Ekiti.

TABLE 1.7: CHAIRMEN OF THE STATE STATUTORY COMMISSIONS, 2021

S/N	NAME	OFFICE
1	Chief Taiwo Olatunbosun	House of Assembly Service Commission
2	Hon B J Abegunde	Teaching Service Commission
3	Chief S A Abejide	Local Government Service Commission
4	Mrs Fransisca Aladejana	State Universal Basic Education Board (SUBEB)
5	Mr Bunmi Famosaya (MNI)	Civil Service Commission
6	HRH Oba Babatola Oladele	Judicial Service Commission
7	Dr Yemi Alatise	EKSCDA
8	Omo Oba Omolayo	Broadcasting Corporation of Ekiti State
9	Dr Bayo Orire	Hospital Management Board
10	Hon Kayode Babade	Board For Technical & Vocational Education
11	Oska Seyi Ayeleso	Fountain Holding Nig Ltd
12	Chief (Mrs) Monisola Oloro	Primary Health Care Development Agency

LEGISLATIVE ARM

TABLE 1.8
LIST OF SPEAKERS OF EKITI STATE HOUSE OF ASSEMBLY, 1999-2021

S/N	NAME	SEX	PERIOD
1.	Rt. Hon. Kola Adefemi	M	1 st June 1999-28 th May 2003
2.	Rt. Hon. Patrick Sola Ajigbolamu	M	2 nd June 2003 – 19 th July 2004
3.	Rt. Hon. Friday Aderemi	M	20 th July 2004- 18 th Oct. 2006
4.	Rt. Hon. Adetope Ademiluyi	M	18 th Oct. 2006-18 th Oct 2006
5.	Rt. Hon.Olusola Omolayo	M	3 rd May 2007-5 th June, 2007
6.	Rt. Hon. Olufemi Bamisile	M	6 th June 2007- 29 th July, 2008
7.	Rt. Hon. Olatunji Odeyemi	M	29 th July, 2008- 17 th Feb 2009
8.	Rt. Hon. Saliu Adeoti (Acting)	M	17 th Feb. 2009- 5 th May, 2009
9.	Rt. Hon. Olatunji Odeyemi	M	6 th May 2009-5 th June 2011
10.	Rt. Hon. (Dr.) Adewale Omirin	M	6 th June 2011-11 th Nov 2014
11.	Rt. Hon.Olugbemi Joseph Dele	M	12 th Nov 2014 – 4 TH June 2015
12.	Rt. Hon. Oluwawole Kolawole	M	5 TH June 2015 – 5 th Oct 2018
13	Rt. Hon.Adeniran Alagbada	M	5 th Oct 2018 – 29 th May 2019
14	Rt . Hon .Funminiyi Afuye	M	6 th June – To Date

Source: Ekiti State House of Assembly, Ado-Ekiti

TABLE 1.9
EKITI STATE 6th HOUSE OF ASSEMBLY MEMBERS AND THEIR PORTFOLIO BEGINS 6th JUNE, 2019

S/N	NAME	SEX	CONSTITUENCY	L G	HOME TOWN	PORTFOLIO
1	Rt. Hon Funminiyi Afuye	M	Ikere I	Ikere	Ikere	Speaker
2	Rt. Hon Hakeem Jamiu	M	Ire/lfe II	Ire/lfe	Igbemo	Deputy Speaker
3	Hon Gboyega Aribisogan	M	Ikole I	Ikole	Ijesa isu	Leader
4	Hon Tajudeen Akingbolu	M	Ekiti West I	Ekiti West	Aramoko	Deputy Leader
5	Hon Bunmi Adelugba	M	Emure	Emure	Emure	Chief Whip
6	Hon Tope Ogunleye	M	Ilejemeje	Ilejemeje	Iludun	Deputy Chief Whip
7	Hon Toyin Lucas Felix	M	Ado I	Ado	Ado	Chairman Committee on House Service
8	Hon Kemi Balogun	F	Ado II	Ado	Ado	Chairman Committee on Education , Science and Technology, And Chairman Committee on Women Affairs and Social Development
9	Hon Adegoke Olajide Abayomi	M	Efon	Efon	Efon	Chairman Committee on Public Petition
10	Hon Oluwajuwa Adegbuyi Amos	M	Ekiti East I	Ekiti East	Omuo	Chairman Committee on Public Service Matters, Establishments and Training
11	Hon Lateef Akanle Oluwole	M	Ekiti East II	Ekiti East	Omu oke	Chairman Committee on Security and Special Duties, Chairman Committee on Taxation and Revenue
12	Hon Yemisi Ayokunle	F	Ekiti South West I	Ekiti South West	Ilawe	Chairman Committee on Media and Public Affairs
13	Hon Johnson Oyesola Bode Adeoye	M	Ekiti West II	Ekiti West	Okemesi	Chairman Committee on Inter – Parliamentary Relations
14	Hon Adeteju Okuyiga Eyitayo	F	Gbonyin	Gbonyin	Aisegba	Chairman Committee on Ethics and Privileges, and Chairman Committee on Health, Human Services and HIV / AIDS
15	Hon Akin Oso Emmanuel	M	Ido/Osi	Ido/Osi	Osi	Chairman Committee on Public Accounts

16	Hon Aribasoye Steven Adeoye	M	Ikole II	Ikole	Odo Ayedun	Chairman Committee on Rules and Business, and Chairman on Infrastructure and Public Utilities
17	Hon Ademola Ojo Martins	M	Ijero	Ijero	Ijero	Chairman Committee on Agriculture and Rural Development
18	Hon Lawrence Babatunde Idowu	M	Ikere II	Ikere	Ikere	Chairman Committee on Environment
19	Hon Femi Akindele Olanrewaju	M	Ire/Ife I	Ire/Ife	Igede	Chairman Committee on Governors Office, Govt House and Constituency Outreach
20	Hon Ayodeji Ajayi Moses	M	Ise/Orun	Ise/Orun	Ise	Chairman Committee on Lands and Housing
21	Hon Adeyemi Rapheal Ajibade	M	Moba I	Moba	Osun	Chairman Committee on Culture and Tourism
22	Hon Arubu Micheal Kola	M	Moba II	Moba	Igogo	Chairman Committee on Legislative Compliance
23	Hon Awoyemi Reuben Oluwaseun	M	Oye I	Oye	Ilafon	Chairman Committee on Information and Value Orietation
24	Hon Osatuyi Ogunyemi	M	Oye II	Oye	Ilupeju	Chairman Committee on Investment, Trade and Industries
25	Hon Olatunji Joseph	M	Ekiti South West II	Ekiti South West	Igbara odo	Chairman Committee on Youth and Sport
26	Hon Abiodun FawekunBabatunde	M	Ido/Osi I	Ido/Osi	Ido	Chairman Committee on Due Process and SDGs
27	Mr Fasiku A . S	M				Clerk

Source: House Of Assembly

TRADITIONAL INSTITUTION

TABLE 1.10
LIST OF PAST / PRESENT CHAIRMEN, STATE COUNCIL OF TRADITIONAL RULERS IN EKITI STATE ,1999 - 2021


S/N	NAME	TITLE	SENATORIAL DISTRICT	LOCAL GOVERNMENT	YEAR
1	HRM,OBA JOSEPH ADEWOLE II	AJERO	EKITI CENTRAL	IJERO	FROM ONDO STATE 1999
2	HRM,OBA (DR.) RUFUS ADEYEMO ADEJUGBE ALADESANMI II	EWI	EKITI CENTRAL	ADO	APRIL, 2000 – DEC 2002
3	HRM,OBA ADETUNLA ADELEYE	ELEKOLE	EKITI NORTH	IKOLE	JAN, 2003- FEB 2005
4	HRM,OBA (DR.) JAMES ADEDAPO POPOOLA ODUNDUN I	OORE	EKITI NORTH	MOBA	MARCH,2005 – JULY,2007
5	HRM,OBA (DR.) EMMANUEL ADESANYA ALADEJARE	ALAAYE OBALUFON ALAYEMORE	EKITI CENTRAL	EFON	AUG,2007 JULY 2009
6	HRM,OBA AYODELE ADETUNJI AJAYI AWEBOYE II	ARINJALE	EKITI SOUTH	ISE/ORUN	JULY,2009 – AUG 2011
7	HRM,OBA GBADEBO MICHEAL ADEDEJI	OWA- OOYE	EKITI CENTRAL	EKITI WEST	AUG, 2011 – AUG, 2013
8	HRM, OBA ADAMO BABALOLA	ONITAJI OF ITAJI	EKITI NORTH	OYE	AUG,2013 – 27 TH JULY,2015
9	HRM, OBA SAMUEL OLADAPO OYEBODE	OLOGOTUN OF OGOTUN	EKITI SOUTH WEST	OGOTUN	JULY,2015 – 2018
10	HRM, OBA ADEMOLA ADEMOLAJU	OLOYE OF OYE	OYE	OYE	JULY, 2017 – JULY 2019
11	HRM, OBA ADEBANJI ALABI	ALAWE OF ILAWE	EKITI SOUTH WEST	ILAWE	JULY, 2019 TO DATE

SOURCE: BUREAU OF CHIEFTANCY AFFAIRS, OLD GOVERNOR'S OFFICE

TABLE 1.11: CLASSIFICATION OF OBAS BY GRADES AND LOCAL GOVERNMENT IN EKITI STATE, 2021

S/N	LGAS	GRADE A	GRADE B	GRADE C	TOTAL
1	ADO	1	-	-	1
2	EFON ALAAYE	1	-	-	1
3	EKITI EAST	1	1	4	6
4	EKITI SOUTH WEST	3	-	-	3
5	EKITI WEST	3	2	2	4
6	EMURE	1	-	-	1
7	GBONYIN	1	3	4	8
8	IDO/OSI	2	4	7	13
9	IJERO	2	6	7	15
10	IKERE	2	-	-	2
11	IKOLE	4	8	12	24
12	ILEJEMEJE	1	2	4	7
13	IREPODUN/IFELODUN	3	4	4	11
14	ISE/ORUN	1	2	1	2
15	MOBA	2	5	7	14
16	OYE	5	2	8	15
	TOTAL	31	37	58	126

SOURCE: BUREAU OF CHIEFTANCY AFFAIRS, OLD GOVERNORS OFFICE, ADO EKITI



CHAPTER 2

POPULATION AND VITAL STATISTICS

TABLE 2.1
POPULATION AND DEMOGRAPHY

S/N	LOCAL GOVERNMENT	1963		1991		2006	
		POPULATION	% DISTRIBUTION	POPULATION	% DISTRIBUTION	POPULATION	% DISTRIBUTION
1	ADO-EKITI	157,519	11.11	156,122	10.17	313,690	13.08
2	EFON ALAAYE	67,090	4.73	80,243	5.23	87,187	3.63
3	EKITI EAST	38,701	2.73	65,952	4.29	138,340	5.77
4	EKITI SOUTH WEST	129,557	9.13	140,183	9.13	165,087	6.88
5	EKITI WEST	104,257	7.36	139,139	9.06	179,600	7.49
6	EMURE	39,627	2.79	63,416	4.13	94,264	3.93
7	GBONYIN	86,147	6.08	67,777	4.41	147,999	6.17
8	IDO/OSI	97,365	6.87	98,584	6.42	160,001	6.67
9	IJERO	131,381	9.27	95,365	6.21	221,873	9.25
10	IKERE	107,216	7.56	58,612	3.82	148,558	6.19
11	IKOLE	98,657	6.96	119,796	7.80	170,414	7.10
12	ILEJEMEJE	14,556	1.03	20,573	1.34	43,459	1.81
13	IREPODUN/IFELODUN	104,818	7.39	110,259	7.18	131,330	5.50
14	ISE / ORUN	51,438	3.63	76,998	5.01	113,951	4.75
15	MOBA	98,515	6.95	128,427	8.36	145,408	6.06
16	OYE	90,703	6.39	115,244	7.50	137,796	5.74
	TOTAL	1,417,547	100.0	1,535,790	100.0	2,398,957	100.0
	GROWTH RATE (EKITI)	0.29% between 1963 and 1991				3.1% between 1991 and 2006	
	GROWTH RATE (NIGERIA)	2.8% between 1963 and 1991				3.2% between 1991 and 2006	

SOURCE: NATIONAL POPULATION COMMISSION / STATE BUREAU OF STATISTICS, ADO – EKITI.

TABLE 2.2
EKITI STATE 2006 POPULATION DISTRIBUTION BY SENATORIAL DISTRICTS, FEDERAL CONSTITUENCIES
AND LOCAL GOVERNMENT, 2020-2021

SENATORIAL DISTRICT	FEDERAL CONSTITUENCIES	LOCAL GOVERNMENT	2020			2021		
			MALE	FEMALE	TOTAL	MALE	FEMALE	TOTAL
EKITI CENTRAL	Ekiti Central I	ADO EKITI	280,013	261,508	541,521	290,808	271,668	562,476
		IREPODUN/IFELODUN	103,108	101,167	204,274	106,354	104,352	210,706
	Ekiti Central II	EFON	67,796	67,817	135,613	69,931	69,952	139,883
		EKITI WEST	141,919	137,436	279,355	146,387	141,763	288,150
		IJERO	174,772	170,335	345,107	180,275	175,698	355,973
SUB-TOTAL								
EKITI NORTH	Ekiti North I	IKOLE	135,125	129,942	265,067	139,379	134,033	273,412
		OYE	108,586	105,746	214,332	112,005	109,075	221,080
	Ekiti North II	IDO/OSI	126,707	122,163	248,870	130,696	126,010	256,706
		ILEJEMEJE	34,235	33,632	67,597	35,313	34,413	69,726
		MOBA	117,819	108,353	226,172	121,529	111,764	233,293
SUB-TOTAL								
EKITI SOUTH	Ekiti South I	EKITI SOUTH WEST	129,747	127,033	256,781	133,833	131,033	264,866
		IKERE	107,716	123,355	231,071	111,108	127,239	238,346
		ISE/ORUN	89,815	87,427	177,242	92,643	90,180	182,823
	Ekiti South II	EKITI EAST	108,914	106,264	215,178	112,343	109,609	221,953
		EMURE	74,298	72,323	146,621	76,637	74,600	151,237
		GBONYIN	117,189	113,013	230,202	120,879	116,571	237,450
SUB-TOTAL			1,917,759	1,867,242	3,785,001	1,980,120	1,927,960	3,908,080

SOURCE: STATE BUREAU OF STATISTICS, ADO-EKITI

TABLE 2.3

TABLE 5: 2006 POPULATION FIGURES AND PROJECTIONS (2020- 2021)

EKITI STATE, NIGERIA

S/N	LOCAL GOVERNMENT	2006			2020			2021		
		MALE	FEMALE	TOTAL	MALE	FEMALE	TOTAL	MALE	FEMALE	TOTAL
1	ADO	162,563	151,127	313,690	280,013	261,508	541,521	290,808	271,668	562,476
2	EFON	43,587	43,600	87,187	67,796	67,817	135,613	69,931	69,952	139,883
3	EKITI EAST	70,022	68,318	138,340	108,914	106,264	215,178	112,343	109,609	221,953
4	EKITI SOUTH WEST	83,416	81,671	165,087	129,747	127,033	256,781	133,833	131,033	264,866
5	EKITI WEST	91,241	88,359	179,600	141,919	137,436	279,355	146,387	141,763	288,150
6	EMURE	47,767	46,497	94,264	74,298	72,323	146,621	76,637	74,600	151,237
7	GBONYIN	75,342	72,657	147,999	117,189	113,013	230,202	120,879	116,571	237,450
8	IDO – OSI	81,461	78,540	160,001	126,707	122,163	248,870	130,696	126,010	256,706
9	IJERO	112,363	109,510	221,873	174,772	170,335	345,107	180,275	175,698	355,973
10	IKERE	69,252	79,306	148,558	107,716	123,355	231,071	111,108	127,239	238,346
11	IKOLE	86,873	83,541	170,414	135,125	129,942	265,067	139,379	134,033	273,412
12	ILEJEMEJE	22,010	21,449	43,459	34,235	33,362	67,597	35,313	34,413	69,726
13	IREPODUN/IFELODUN	66,289	65,041	131,330	103,108	101,167	204,274	106,354	104,352	210,706
14	ISE-ORUN	57,743	56,208	113,951	89,815	87,427	177,242	92,643	90,180	182,823
15	MOBA	75,747	69,661	145,408	117,819	108,353	226,172	121,529	111,764	233,293
16	OYE	69,811	67,985	137,796	108,586	105,746	214,332	112,005	109,075	221,080
	TOTAL	1,215,487	1,183,470	2,398,957	1,917,759	1,867,242	3,785,001	1,980,120	1,927,960	3,908,080

TABLE 2.4

POPULATION DENSITY BY LOCAL GOVERNMENT AREAS IN EKITI STATE , 2020- 2021

S/N	LOCAL GOVERNMENT	2020 PROJECTED POPULATION	2021 PROJECTED POPULATION	LAND MASS KM ²	2020 POPULATION DENSITY	2021 POPULATION DENSITY
1	ADO	541,521	562,476	345.25	1568.49	1629.18
2	EFON	135,613	139,883	243.21	557.60	575.15
3	EKITI EAST	215,178	221,953	333.82	644.59	664.89
4	EKITI SOUTH WEST	256,781	264,866	403.86	635.82	655.84
5	EKITI WEST	279,355	288,150	352.56	792.36	817.31
6	EMURE	146,621	151,237	268.32	546.44	563.64
7	GBONYIN	230,202	237,450	346.32	664.71	685.64
8	IDO/OSI	248,870	256,706	340.19	731.56	754.60
9	IJERO	345,107	355,973	365.99	942.94	972.63
10	IKERE	231,071	238,346	230.93	1000.61	1032.11
11	IKOLE	265,067	273,412	874.94	302.95	312.49
12	ILEJEMEJE	67,597	69,726	96.96	697.16	719.12
13	IREPODUN/IFELODUN	204,274	210,706	380.96	536.21	553.09
14	ISE/ORUN	177,242	182,823	371.90	476.59	491.59
15	MOBA	226,172	233,293	188.76	1198.20	1235.92
16	OYE	214,332	221,080	661.91	323.81	334.00
	TOTAL	3,785,001	3,908,080	5,805.84	651.93	673.13

SOURCE: EKITI STATE BUREAU OF STATISTICS, ADO – EKITI.

TABLE 2.5

TRENDS OF POPULATION GROWTH IN EKITI STATE, 2019 - 2021

S/N	YEAR	POPULATION FIGURE (Growth rate - 3.2%)		
		MALE	FEMALE	TOTAL
1	2019	1,857,362	1,808,436	3,665,798
2	2020	1,917,759	1,867,242	3,785,001
3	2021	1,980,120	1,927,960	3,908,080

SOURCE : EKITI STATE BUREAU OF STATISTICS, ADO – EKITI.

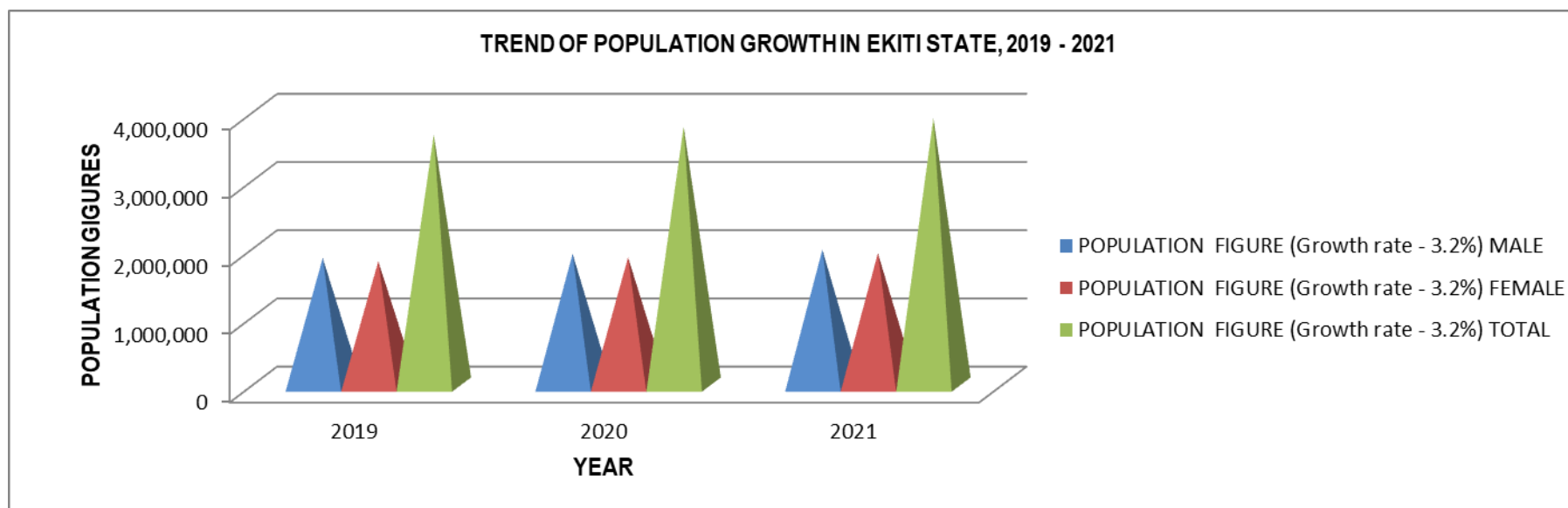


TABLE 2.6
EKITI STATE SUMMARY FOR POPULATION PROJECTIONS (RURAL AND URBAN)
2019 - 2021

LOCAL GOVERNMENT AREA	2019 POPULATION FIGURES			2020 POPULATION FIGURES			2021 POPULATION FIGURES		
	URBAN	RURAL	TOTAL	URBAN	RURAL	TOTAL	URBAN	RURAL	TOTAL
ADO	425,897	95,426	521,323	442,399	99,122	541,521	495,714	111,065	606,779
EFON	105,468	26,006	131,473	108,789	26,824	135,613	112,214	27,669	139,883
EKITI EAST	185,185	23,425	208,610	191,016	24,162	215,178	197,030	24,923	221,953
EKITI SOUTH WEST	199,826	49,117	248,943	206,118	50,663	256,781	212,607	52,258	264,866
EKITI WEST	201,578	69,249	270,828	207,925	71,430	279,355	225,220	62,930	288,150
EMURE	84,684	57,461	142,145	87,350	59,270	146,621	90,101	61,136	151,237
GBONYIN	139,852	83,323	223,175	144,255	85,946	230,202	148,797	88,652	237,450
IDO - OSI	216,733	24,540	241,273	223,557	25,313	248,870	230,596	26,110	256,706
IJERO	258,643	75,930	334,573	266,786	78,321	345,107	275,186	80,787	355,973
IKERE	199,001	25,017	224,018	205,266	25,805	231,071	211,729	26,617	238,346
IKOLE	139,121	117,854	256,976	143,502	121,565	265,067	158,254	115,158	273,412
ILEJEMEJE	22,920	42,614	65,534	23,642	43,956	67,597	24,386	45,340	69,726
IREPODUN/IFELODUN	157,891	40,148	198,039	162,862	41,412	204,274	167,990	42,716	210,706
ISE-ORUN	107,325	64,507	171,832	110,704	66,538	177,242	114,190	68,633	182,823
MOBA	194,405	24,863	219,268	200,526	25,646	226,172	206,839	26,453	233,293
OYE	173,690	34,099	207,789	179,159	35,172	214,332	184,800	36,280	221,080
TOTAL	2,812,219	853,579	3,665,798	2,903,855	881,146	3,785,001	3,055,653	896,728	3,908,080

TABLE 2.7

SUMMARY OF POPULATION PROJECTION OF EKITI STATE BY AGE-GROUP AND SEX, 2020

AGE GROUP	2020 PROJECTED POPULATION FIGURES			2021 PROJECTED POPULATION FIGURES		
	MALE	FEMALE	TOTAL	MALE	FEMALE	TOTAL
0-4	229,075	217,290	446,366	229,694	217,859	447,553
05-09	259,798	237,917	497,715	261,376	239,067	500,443
10-14	260,751	233,732	494,486	261,376	235,211	496,587
15-19	247,411	232,977	480,384	249,495	235,211	484,706
20-24	208,670	215,611	424,282	209,893	215,931	425,824
25-29	151,629	177,702	329,334	152,469	179,300	331,769
30-34	110,099	131,957	242,057	110,887	133,029	243,916
35-39	92,168	115,419	207,589	93,066	115,678	208,743
40-44	95,264	91,845	187,108	95,046	92,542	187,588
45-49	78,447	73,449	151,893	79,205	73,262	152,467
50-54	74,455	58,161	132,618	75,245	57,839	133,083
55-59	36,935	34,750	71,685	37,622	34,703	72,326
60-64	46,226	36,396	82,623	45,543	36,631	82,174
65-69	22,055	20,202	42,256	21,781	21,208	42,989
70-74	25,012	14,610	39,621	25,742	15,424	41,165
75-79	9,635	7,830	17,471	9,901	7,712	17,612
80-84	10,484	8,852	19,336	9,901	9,640	19,540
85+	11,743	8,552	20,296	11,881	7,712	19,593
TOTAL	1,917,759	1,867,242	3,785,001	1,980,120	1,927,960	3,908,080

TABLE 2.8
GENDER DISTRIBUTION OF BIRTHS AND DEATHS REGISTERED IN EKITI STATE, 2021

S/N	LGA	REGISTERED LIVE BIRTHS			REGISTERED DEATHS		
		MALE	FEMALE	TOTAL	MALE	FEMALE	TOTAL
1	JANUARY	6,803	6,797	13,600	12	7	19
2	FEBRUARY	2,356	2,345	4,701	10	5	15
3	MARCH	2,001	2,052	4,053	11	10	21
4	APRIL	1,748	1,911	3,659	15	3	18
5	MAY	1,685	1,761	3,446	17	13	30
6	JUNE	1,625	1,810	3,435	15	12	27
7	JULY	1,687	1,739	3,426	30	11	41
8	AUGUST	1,738	1,789	3,527	20	7	27
9	SEPTEMBER	1,749	1,854	3,603	36	22	58
10	OCTOBER	5,631	5,669	11,300	34	17	51
11	NOVEMBER	4,948	5,147	10,095	20	13	33
12	DECEMBER	4,062	4,082	8,144	18	11	29
	TOTAL	36,033	36,956	72,989	238	131	369

SOURCE: NATIONAL POPULATION COMMISSION

TABLE 2.9
DISTRIBUTION OF BIRTHS AND DEATHS REGISTRATION CENTRES IN EKITI STATE CLASSIFIED
BY LOCAL GOVERNMENT, 2020- 2021

LOCAL GOVERNMENT	YEARS	
	2020 NUMBER OF CENTRES	2021 NUMBER OF CENTRES
ADO	8	8
EFON	4	4
EKITI EAST	6	6
EKITI SOUTH WEST	4	4
EKITI WEST	5	5
EMURE	4	4
GBONYIN	4	4
IDO/OSI	4	4
IJERO	6	6
IKERE	4	4
IKOLE	5	5
ILEJEMEJE	3	3
IREPODUN/IFELODUN	4	4
ISE/ORUN	4	4
MOBA	6	6
OYE	4	4
TOTAL	75	75

Source: National Population Commission Ekiti State.

TABLE 2.10
ESTIMATED POPULATION OF WOMEN OF CHILD BEARING AGE IN EKITI STATE, 2021

S/N	LGA	AGE OF MOTHER AT BIRTH OF THE CHILD									TOTAL
		<15	15-19	20-24	25-29	30-34	35-39	40-44	45-49	50+	
1	JANUARY	3	298	3,006	4,656	3,679	1,468	421	65	4	13600
2	FEBRUARY	4	138	904	1,705	1,166	548	182	44	10	4701
3	MARCH	2	96	779	1,347	1,041	601	158	24	5	4053
4	APRIL	0	82	630	1,414	964	451	93	25	0	3659
5	MAY	0	67	713	1207	928	388	115	28	0	3446
6	JUNE	1	111	726	1,181	872	450	85	9	0	3435
7	JULY	1	85	640	1,241	871	446	121	19	2	3426
8	AUGUST	0	101	693	1,271	917	427	97	17	4	3527
9	SEPTEMBER	2	97	723	1,262	933	439	128	18	1	3603
10	OCTOBER	2	354	2,532	3,825	2,675	1,318	457	117	20	11300
11	NOVEMBER	2	316	2,105	3,838	2,361	1,073	321	72	7	10095
12	DECEMBER	8	262	1,845	2,754	2,131	816	226	33	69	8144
	TOTAL	25	2,007	15,296	25,701	18,538	8,425	2,404	471	122	72,989

CHAPTER 3

PUBLIC SERVICE MANPOWER

TABLE 3.1
SUMMARY OF PERSONNEL IN PUBLIC SERVICE BY GENDER, EKITI STATE, 2021

NO OF ESTABLISHMENT				NO OF PERSONNEL		TOTAL PERSONNEL
NO OF ESTABLISHMENT	NO OF PERSONNEL		TOTAL PERSONNEL	M	F	
		M		F		
TOTAL	12,573	19,549	32,122			
TOTAL				39.1	60.9	100.0
	%					

SOURCE: EKITI STATE BUREAU OF STATISTICS

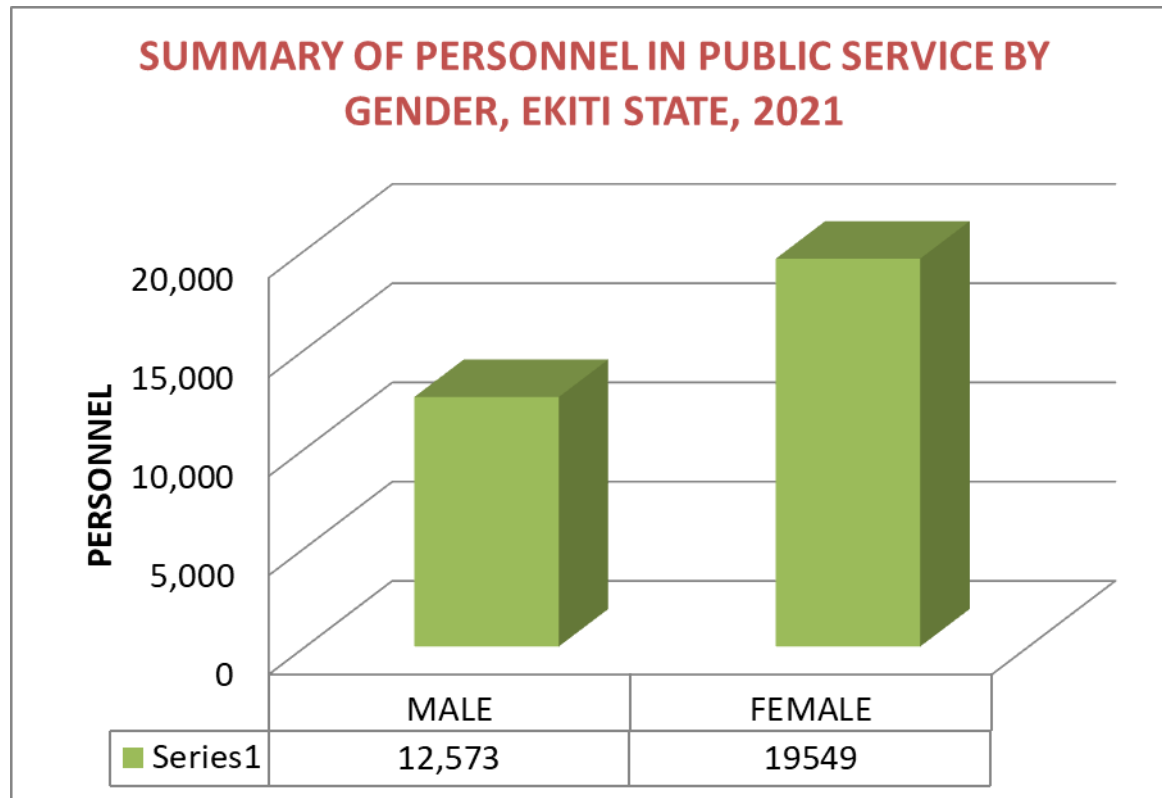


TABLE 3.2
DISTRIBUTION OF PERSONNEL IN EKITI STATE PUBLIC SERVICE BY LENGTH OF SERVICE, 2021.

LENGTH OF SERVICE	<5	05 – 09	10-14	15-19	20-24	25-29	30-34	35	TOTAL
2021	1959	2717	6732	9026	5869	3508	2231	82	32,122
%	6.1	8.5	20.9	28.1	18.3	10.9	6.9	0.3	100

TABLE 3.3
LIST OF PERMANENT SECRETARIES IN EKITI STATE, AS AT JULY, 2022

S/N	NAME	SEX	OFFICE
1	Mr. Alfred Ologuntoye	M	Ministry of Education, Science and Technology
2	Dr. (Mrs) Adekunbi F. Obaisi	F	Ministry of Information and Tourism and Value Orientation
3	Mr Sunday A. Adebayo	M	Ministry of Finance& Economic Development
4	Mr. Bamidele O. Agbede	M	Ministry of Works and Transpotation
5	Mr. Mayowa Emmanuel Oyedeji	M	Local Government Service Commission
6	Mr. Olusesan k . Alabi	M	Bureau of Employment and Productivity
7	Engr. Ebenezer O. Abegunde	M	Ministry of Agriculture & Rural Development
8	Pharm. Mercy Olabisi Arogundade	F	Ministry of Health & Human Services
9	Mr. Babatunde Alokun	M	Government House and Protocol Department
10	Mrs Oluwayemisi O. Owolabi	F	Office of the Accountant General
11	Mr. Ayoola B. Owolabi	M	Ministry of Local Govt. and Community Development
12	Engr. Sunday D Komolafe	M	Deputy Governor Office
13	Mrs. Olabisi A. Akindele	F	Special Duties and Regional Integration
14	Mr. J. B Folorunso	M	Ministry of Budget and Economic Planning
15	Mr. Lawrence B. Ojo Esq.	M	Ministry Of Justice
16	Engr. Ayodeji O Ajayi	M	Ministry Of Infrastructure and Public Utility
17	Mr. James A Owolabi	M	Pencom
18	Mrs. Mercy Bosede Adaran	M	Office of the Head of Service
19	Mrs. Olusola Adeluyi-Femi	F	Ministry of Women Affairs and Social Development
20	Mr. Oluwadare Julius Jolumo	M	Ministry of Investment , Trade & Industries
21	Mr. Emmanuel Babatunde Jegede	M	Local Government Service Commission

TABLE 3.3(Cont.)
LIST OF PERMANENT SECRETARIES IN EKITI STATE, 2021

22	Mr. Idowu Olalere Oguntuase	M	Office Of The Head Of Service
23	Mr. Samson Olufemi Osasona	M	Ministry of Environment Natural Resources
24	Engr. Adetiloye O Fatoba	M	Rural Water and Sanitation Agency
25	Mr. Michael O.Omolayo	F	Teaching Service Commission
26	Pharm. Mercy Olabisi Arogundade	M	Pry Health Care Development Agency
27	Mr. Joseph Aderemi Obaparusi	M	Civil Service Commission
28	Mr. Bamidele Simeon Arowosola	M	Ministry of Lands, Housing and Urban Development
29	Mr. Abayomi Micheal Opeyemi	M	Office of Establishments and Training
30	Mr. Ibrahim Titilope Ganiyu	M	Bureau of Arts and Culture and Tourism
31	Mr. Samuel Akinjide Akinleye	M	General Administrative Department
32	Mrs. Oyeyemi Oyenike Kayode-Ojo	F	Capacity Development & Returns Department
33	Mr. Adedayo Ajobiewe	F	Cabinet and Special Services Department
34	Mrs. Kemisola Olabisi Aiyegbusi	F	Political & Economic Affairs Department
35	Mr. Matthew Olusesan Fabamise	M	SUBEB
36	Dr. Olasunkanmi Alabi	M	HMB
37	Mr. Adeniyi Olatunji Familoni	M	Bureau of Chieftaincy Affairs
38	Mr. Adeyinka Victor Arogundade	M	Parastatals Affairs Department
39	Mr. Tajudeen Gbenga Adejumo	M	Office of the Secretary to the State Government
40	Engr. Johnson Oluwole Adeola	M	Ekiti State Electricity Board
41	Mr. Babatunde Patrick Adesola	M	Central Internal Audit
42	Mrs. Taiwo Modupe Akinbolawa	F	State Independent Electoral Commission (SIEC)
43	Mr. Dele Ogunsemoyin	M	Bureau of Special Projects
44	Mrs. Omotola Kikelomo Faseluka	F	Bureau of Information Communication Technology

Source: Cabinet and Special Services, Governor's Office. Ado – Ekiti.

TABLE 3.4

LIST OF EXECUTIVE SECRETARIES, 2021

S/N	NAME	OFFICE
1	Mr. Joseph Obaparusi	Bureau of Chieftaincy Affairs
2	Mr. Opeyemi Micheal Abayomi	Fiscal Responsibility Commission
3	Mr Jeje Abiodun	Education Endowment Fund
4	Mr Akinola James Idowu	Pension Commission
5	Mr M. A Longe	For Special Assignment
6	Mr B.O Olatilu	Boundary Commission
7	Mrs. Mopelola Bamidele Owoeye	Fountain Investment Holding Company
8	Mrs Bolanle Wale Ale	Office of the Public Defender
9	Mr T. A. Alokun	Solid Minerals Development Agency
10	Mr. Titilope Ibrahim Ganiyu	Bureau of Information & Communication Technology
11	Mrs. Taiwo Modupe Akinbolawa	State Independent Electoral Commission (SIEC)
12	Engr. Johnson Oluwole Adeola	Urban Renewal Agency
13	Mr. Oguntuase Idowu	Head of Station, Broadcasting Service of Ekiti State
14	Dr. Micheal Ayodele Ibikunle	Ekiti State Office of Disability Affairs
15	Mr. Bamidele Arowosola	Traffic Management Agency
16	Mr. Oladele Tijani Yakubu	Agricultural Development Programme
17	Mr. Ajimati A R	Scholarship Board

TABLE 3.4 cont.

GENERAL MANAGER, SURVEYOR GENERAL, AUDITOR - GENERALS & STATISTICIAN GENERAL, 2021

S/N	NAME	DESIGNATION	MDAs
1	Barr.Tunde Olaoye William	General Manager	Housing Corporation
2	Mr. Olajide Ayodele Borode	General Manager	State Emergency Management
3	Mr. Samo Ayodeji	Ag. General Manager	State Sport Council
4	Engr. Adetiloye Olumuyiwa Fatoba	General Manager	RUWASA, Ikere
5	Mr. Oluseyi Ajibade Adegbola	General Manager	State Environmental Protection Agency
6	Surveyor Samuel Ibidunmoye	Surveyor –General	Office of the Surveyor – General
7	Mr. Olugbenga Oni	Ag. Statistician General	State Bureau of Statistics
8	Engr. Philip Ekundayo Atere	General Manager	Electricity Board
9	Pharm. (Mrs) Mercy Olabisi Arogundade	General Manager	Central Medical Store
10	Mr. Oladele Tijani Yakubu	General Manager	ADP
11	Engr. (Mrs) Ayoola Borode	General Manager	Water Corporation
12	Mr. Samson Olufemi Osasona	General Manager	Waste Management Board
13	Engr. Oluwagbenga Omoniyi Odesanmi	General Manager	Fountain Agric Marketing Agency
14	Mr. Joshua Oludare Asaola	General Manager	Farm Settlement and Peasant Farmers Development Agency
15	Mr. Adekunle Olumide Fatoba	General Manager	Micro Credit Agency

SOURCE: CABINET AND SPECIAL SERVICES, GOVERNOR'S OFFICE. ADO – EKITI.

HOUSING

TABLE 3.5

NUMBER OF STAFF OF MINISTRIES THAT BENEFITED FROM HOUSING AND LAND LOAN SCHEME BY GENDER IN EKITI STATE,
2020-2021

MONTH	CAR LOAN 2020		HOUSING LOAN 2020		LAND LOAN 2020		CAR LOAN 2021		HOUSING LOAN 2021		LAND LOAN 2021	
	MALE	FEMALE	MALE	FEMALE	MALE	FEMALE	MALE	FEMALE	MALE	FEMALE	MALE	FEMALE
JAN	-	-	-	-			-	-	1	2		
FEB	-	-	-	-			-	-	-	-		
MARCH	-	-	-	-			-	-	2	2		
APR	-	-	196	219	13	18	-	-	-	-		
MAY	-	-	-	-			-	-	322	231	15	5
JUN	-	-	-	-			-	-	37	29		
JUL	-	-	-	-			-	-	83	60	6	
AUG	-	-	-	-			-	-	44	26		
SEPT	-	-	-	-			-	-	51	19	2	2
OCT	-	-	-	-			-	-	96	57	4	2
NOV	-	-	-	-			260	226	2	1		
DEC	187	221	-	-	10	17	-	-	121	92	7	3
TOTAL	187	221	196	219	23	35	260	226	769	519	34	12

SOURCE: ACCOUNTANT GENERAL, EKITI STATE STAFF HOUSING LOANS BOARD, ADO – EKITI

TABLE 3.6

AMOUNT OF HOUSING AND LAND LOANS DISBURSED TO STAFF OF MINISTRIES IN EKITI STATE, 2020-2021

MONTH	AMOUNT				AMOUNT			
	LAND LOAN 2020	HOUSING LOAN 2021	CAR LOAN 2020	TOTAL	LAND LOAN 2021	HOUSING LOAN 2021	CAR LOAN 2020	TOTAL
JAN	-	-	-	-	-	-	-	-
FEB	-	-	-	-	-	-	-	-
MARCH	-	-	-	-	-	-	-	-
APR	-	-	-	-	-	-	-	-
MAY	-	-	-	-	-	-	-	-
JUN	-	-	-	-	-	-	-	-
JUL	-	-	-	-	-	-	-	-
AUG	-	-	-	-	-	-	-	-
SEPT	-	-	-	-	-	-	-	-
OCT	-	-	-	-	-	-	-	-
NOV	-	-	-	-	-	-	₦175,420,000.00	₦175,420,000.00
DEC	₦155,610,000.00	-	-	-	-	-	-	-
TOTAL	₦155,610,000.00	-	-	-	-	-	₦175,420,000.00	₦331,030,000.00

Source: Ekiti State Staff Housing Loans Board, Ado – Ekiti

CHAPTER 4 PRISON AND JUSTICE





STATE HIGH COURT

TABLE 4.1
NUMBER OF INMATES IN FEDERAL PRISON ADO-EKITI BY TYPE OF OFFENCE, 2020 - 2021

S/N	OFFENCE	2020			2021		
		NUMBER OF INMATES			NUMBER OF INMATES		
		MALE	FEMALE	TOTAL	MALE	FEMALE	TOTAL
1	Cultism	-	-	-	37	-	37
2	Arson	-	-	-	29	01	30
3	Afray	-	-	-	-	-	-
4	Assaults	16	01	17	23	-	23
5	Murder	103	-	103	65	07	72
6	Treason	-	-	-	03	-	03
7	Section	-	-	-	-	-	-
8	Abduction	02	-	02	03	-	03
9	Greivous Harm	-	-	-	02	-	02
10	Kidnapping	-	-	-	45	01	46
11	Stealing	65	02	67	316	08	324
12	Robbery	78	-	78	10	-	10
13	Armed Robbery	111	-	111	47	-	47
14	Sex Offence or Rape	21	-	21	63	-	63
15	Traffic Offence	01	-	01	10	-	10
-16	Currency	36	-	36	-	-	-
17	Indian Hemp	21	-	21	20	01	21
18	Contempt of Court	02	-	02	08	-	08
19	Unlawfull Possession	06	-	06	12	-	12
20	Forgery and Altering	05	01	06	03	-	03
21	Escaping from Lawful Custody	02	-	02	05	-	05
22	Breach of peace	-	-	-	35	03	38
23	Obtain under Presence	08	01	09	55	03	58
24	Threating of life	-	-	-	01	-	01
	TOTAL	479	05	484	797	26	823

Source: Nigeria Correctional Service, Ado Ekiti

TABLE 4.2

CAPACITY OF FEDERAL PRISONS IN ADO EKITI AND ACTUAL INMATES AND CONGESTION RATE, 2020-2021

YEAR	PRISON CAPACITY	TOTAL INMATES	CONGESTION RATE
2020	324	485	59.9%
2021	324	601 as at Dec. 2021	85.5%

SOURCE: HIGH COURT OF JUSTICE

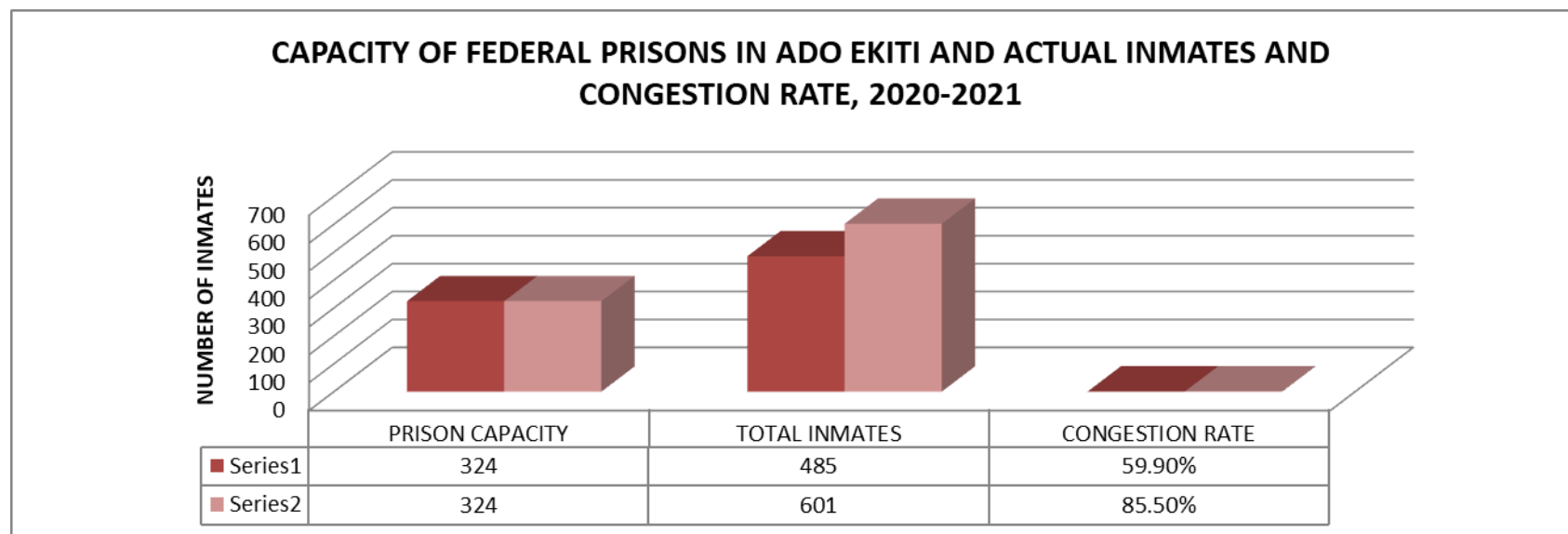


TABLE 4.3

TYPE OF COURTS IN EKITI STATE BY LOCAL GOVERNMENT, 2020

LOCAL GOVERNMENT	2020					TOTAL	%
	CUSTOMARY	MAGISTRATE	HIGH COURT				
			STATE	FEDERAL			
ADO	2	6	8	3	19	21.1	
EFON ALAAYE	1	1	1	-	3	3.3	
EKITI EAST	3	1	1	-	5	5.6	
EKITI SOUTH WEST	3	3	1	-	7	7.8	
EKITI WEST	3	3	-	-	6	6.7	
EMURE	1	1	1	-	3	3.3	
GBONYIN	3	1	-	-	4	4.4	
IDO/OSI	4	3	1	-	8	8.9	
IJERO	4	3	1	-	8	8.9	
IKERE	1	1	1	-	3	3.3	
IKOLE	2	1	1	-	4	4.4	
ILEJEMEJE	3	1	-	-	4	4.4	
IREPODUN/IFELODUN	4	3	-	-	7	7.8	
ISE/ORUN	1	1	1	-	3	3.3	
MOBA	2	1	-	-	3	3.3	
OYE	3	2	-	-	5	5.6	
TOTAL	40	30	17	3	90	100	

SOURCE: HIGH COURT OF JUSTICE

TABLE 4.4
REPORTED CASES IN HIGH COURTS BY TYPE OF OFFENCE AND SEX OF THE ACCUSED PERSON IN EKITI STATE, 2020– 2021

S/N	TYPES OF SUIT	2020			2021		
		GENDER		TOTAL	GENDER		TOTAL
		MALE	FEMALE		MALE	FEMALE	
1	Breach of Contract	29	8	37	84	39	123
2	Breach of Promise	11	1	12	25	2	27
3	Trespass/assault	20	5	25	27	11	38
4	Conversion	7	1	8	2		2
5	Recovery of debt	4	-	4	1		1
6	False imprisonment	1	-	1	1	1	2
7	Malicious prosecution	5	1	6	3	2	5
8	Nuisance	3	-	3	5	3	8
9	Libel	1	-	1	5		5
10	Slander	1	2	3	162	35	197
11	Declaration of Title of Land	142	17	159	38	55	93
12	Recovery of Premises	23	2	25	151	61	212
13	Rent	176	169	345	220	128	348
14	Divorce	45	24	69	1	1	2
15	Threatening	18	2	20	10	8	18
16	Separation	13	11	24	7	1	8
17	Activation	24	-	24	9	12	21
18	Adoption	1	-	1	3		3
19	Partnership	2	-	2	19	10	29
20	Custody	9	6	15	1		1
21	Election Petitions fraud	5	-	5	7		7
22	Fundamental H . R	1	-	1	8		8
23	Kidnapping	4	1	5	5	1	6
24	Judgement debtor summons	37	2	39	20		20
25	Damages	3	2	5	3		3
26	Fraud	3	5	8	2		2
	Total	588	259	847	819	370	1189

SOURCE: HIGH COURT OF JUSTICE

TABLE 4.5
DISPOSITION OF CASES IN EKITI STATE BY TYPE OF CASES AND DISPOSITION ORDER, 2020

S/N	TYPES OF OFFENCE	NUMBER OF CASES						MALE	FEMALE	TOTAL
		FILED	WITHDRAWN	DISCHARGED	DISCHARGED AND ACQUITTED	FOUND GUILTY	PENDING			
1	Murder	42	5	-	-	-	37	46	2	48
2	Manslaughter	4	-	-	-	-	4	4	-	4
3	Suicide	-	-	-	-	-	-	-	-	-
4	Assaults	102	24	11	4	2	61	73	26	99
5	Child Stealing	88	43	3	1	5	36	112	7	119
6	Slave Dealing	-	-	-	-	-	-	-	-	-
7	Rape and Assaults	46	1	1	-	-	44	46	-	46
8	Kidnapping	11	1	-	-	-	10	11	-	11
9	Armed Robbery	119	20	8	-	-	91	118	1	11
10	Theft and Other Steady	115	13	13	9	5	75	111	12	123
11	Burglary	60	1	1	-	3	55	59	2	61
12	House Breaking	24	-	-	2	2	20	29	-	29
13	Bribery and Corruption	2	-	-	2	2	20	29	-	29
14	Forgery	2	-	-	-	-	2	3	-	3
15	Unlawful Possession	30	13	-	-	1	16	21	9	30
16	Arson	7	-	-	-	-	7	6	5	11
17	Narcotics	1	-	1	-	-	-	4	-	4
18	Bigamy	-	-	-	-	-	-	-	-	-
19	Fraud	98	18	2	2	1	75	84	15	99
20	Cultism	7	-	-	-	-	7	14	1	15
21	Sexual Abuse	7	-	1	-	-	6	7	-	7
22	Attempted Murder	3	-	-	-	-	3	3	-	3
23	Malicious Damage	20	-	-	-	-	20	26	-	26
	TOTAL	788	139	41	18	19	571	778	82	860

SOURCE: HIGH COURT OF JUSTICE

TABLE 4.6
DISPOSITION OF CASES IN EKITI STATE BY TYPE OF CASES AND DISPOSITION ORDER, 2021

S/N	TYPE OF OFFENCE	NUMBER OF CASES					PERSONS INVOLVED			
		TRIED	WITHDRAWN	DISCHARGED	DISCHARGED AND ACQUITTED	FOUND GUILTY	PENDING	MALE	FEMALE	TOTAL
1	Murder	49	8	-	3	4	34	69	5	74
2	Manslaugther	3	2	-	-	-	1	2	1	3
3	Suicide	5	1	1	1		2	4	2	6
4	Assaults	202	39	46	13	9	95	141	34	175
5	Child Stealing	20	-	-	-	-	20	22	2	24
6	Slave Dealing	17	1		2	4	10	16	1	17
7	Rape and Assaults	66	3	7	6	4	46	77	3	80
8	Kidnapping	38	2		2	1	33	49	6	55
9	Armed Robbery	72	1	4	4		66	96		96
10	Theft and Other Steady	77	14	7	1	9	46	76	12	88
11	Burglary	43	3	1	3	3	33	45		45
12	House Breaking	42	17	5	-	8	12	40	2	42
13	Impersonation	3	-	-	-	-	3	3	1	4
14	Forgery	3	1	-	-	-	2	3	-	3
15	Unlawful Possession	24	10	2	2	2	8	26	-	26
16	Arson	6		2	-	-	4	6	-	6
17	Fraud	11	2	-	-	-	9	12	1	13
18	Threating of life									
19	Abortion	1	-	-	-	-	1	1	-	1
20	Counterfeiting	10	-	-	-	-	10	10	-	10
21	Cultism	5	-	-	1	-	4	14	-	14
22	Stealing	237	52	9	54	16	106	168	4	175
	TOTAL	934	156	81	92	60	545	880	74	954

SOURCE: HIGH COURT OF JUSTICE

TABLE 4.7

CLASS OF SENIOR ADVOCATES OF NIGERIA IN EKITI STATE, 2020– 2021

S/N	CLASS	2020			2021		
		MALE	FEMALE	TOTAL	MALE	FEMALE	TOTAL
1	GOVERNMENT SERVICES	-	-	-	-	-	-
2	PRIVATE PRACTICE	10	1	11			
	TOTAL	10	1	11			

TABLE 4.8

NUMBER OF JUDGES, MAGISTRATES AND CUSTOMARY COURT PRESIDENTS BY SEX IN EKITI STATE, 2020-2021

S/N	RANK OF JUDGES	2020				2021			
		MALE	FEMALE	TOTAL	%	MALE	FEMALE	TOTAL	%
1	JUDGES	10	1	11	15.9	10	1	11	15.9
2	MAGISTRATES	20	20	40	58.0	20	21	40	58.0
3	CUSTOMARY	5	13	18	26.1	5	13	18	26.1
	TOTAL	35	34	69	100.0	35	34	69	100

TABLE 4.9

LIST OF HIGH COURT JUDGES IN EKITI STATE, 2020

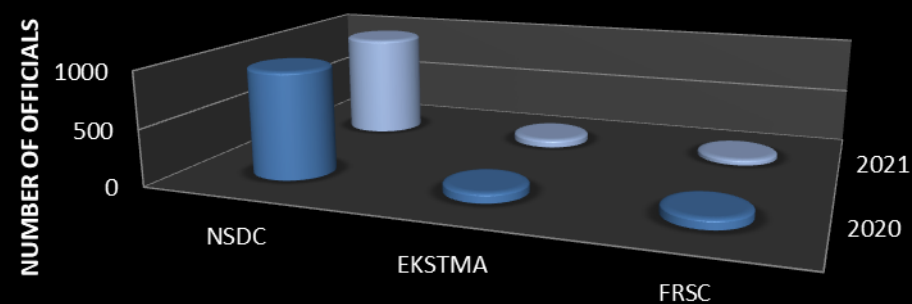
S/N	HIGH COURT JUDGES
1	Hon. Justice Ayodeji Simeon Daramola - Chief Judge
2	Hon. Justice Michael Ayowole Agbelusi
3	Hon. Justice Cornelius Oyewole Adeyeye
4	Hon. Justice Monisola Oluwatoyin Abodunde
5	Hon. Justice Adewale Kayode Fowe
6	Hon. Justice Adekanye Lekan Ogunmoye
7	Hon. Justice Oluwasegun Isaac Olabode Ogunyemi
8	Hon. Justice Adekunle Adegoriola Adeleye
9	Hon. Justice Emmanuel Abiodun Adesodun
10	Hon. Justice Lucas Olukayode Ogundana

TABLE 4.10

NUMBER OF OFFICERS IN NSDC, EKSTMA AND FRSC IN EKITI STATE, 2020-2021

S/N	TYPE OF FORCE	YEAR	
		2020	2021
1	NSDC	955	943
2.	EKSTMA	90	75
3.	FRSC	91	55

NUMBER OF OFFICERS IN NSDC, EKSTMA AND FRSC IN EKITI STATE, 2020-2021



	NSDC	EKSTMA	FRSC
2020	955	90	91
2021	943	75	55

CHAPTER 5: AGRICULTURE AND RURAL DEVELOPMENT



YCAD TREE CROP NURSERY (OIL PALM)



YCAD TREE CROP NURSERY (COCOA)



YCAD NURSERY (COCOA)



YCAD NURSERY (GMELINA)



MATERIALS FOR GROWTH ENHANCEMENT SCHEME (GES) FOR ACQUACULTURE FARMERS



PURCHASE OF FARM IMPLEMENT TO SUPPORT MECHANIZED FARMING



YCAD – ACQUACULTURE

AGRICULTURE

TABLE 5.1
FOREST RESERVES (KM²) IN EKITI STATE BY LOCAL GOVERNMENT, 2021

S/N	LOCAL GOVERNMENT	FOREST RESERVE	TOWN OF LOCATION	TYPE OF LOCATION	AREA (IN HECTARES)
1	ADO	Ogbese		Low land Rainforest	72.52
2	EFON	-	-	-	-
3	EKITI EAST	Eda I & II	Eda Ile	Low land Rain Forest	9.06
4	EKITI SOUTH WEST	Ogotun	Ogotun Ekiti	Low land Rainforest	15.69
5	EKITI WEST	Aramoko	Aramoko	Low land Rainforest	19.66
6	EMURE	Little Ose	Emure Ekiti	Low land Rainforest	26.62
		Eporo Ekiti	Eporo Ekiti	Savannah Woodland	46.62
7	GBONYIN	Egbe	Egbe Ekiti	-	10.22
8	IDO/OSI	-	-	-	-
9	IJERO	-	-	-	-
10	IKERE	Ikere	Ikere Ekiti	Low land Rain Forest	14.19
11	IKOLE	-	-	-	-
12	ILEJEMEJE	-	-	-	-
13	IREPODUN/IFELODUN	-	-	-	-
14	ISE/ORUN	Ise	Ise Ekiti	Low land Rain Forest	56.77
15	MOBA	-	-	-	-
16	OYE	Isan/Ayede	Ayede	Savannah Wood Land	25.85
	TOTAL				297.2

SOURCE : STATE MINISTRY OF AGRICULTURE

TABLE 5.2
AMOUNT AND CLASSIFICATION OF INPUTS (FERTILIZER) SUPPLIED TO FARMERS IN EKITI STATE, 2020-2021

UREA (BAG)		NPK (B)		UNIT PRICE(N) 2,800		TOTAL	
2020	2021	2020	2021	2020	2021	2020	2021
NIL	NIL	NIL	NIL	NIL	NIL	NIL	NIL

SOURCE: MINISRTY OF AGRIC, ADO EKITI

TABLE 5.3
LAND ALLOCATED TO FARMERS IN FARM SETTLEMENT/ CENTRES IN EKITI STATE, 2020-2021

S/N	FARM SETTLEMENT/ CENTRE	AVAILABLE LAND AREA IN HECTARES		%TRACTORABLE		AREA ALLOCATED (HA)		AREA IN USE	
		2020	2021	2020	2021	2020	2021	2020	2021
1	AYEDE	4314.047	4314.047	9.29	11.2	401.08	-	401.08	373
2	ORIN	2058	2058	19.98	5.3	411.19	-	411.19	318
3	OSIN	1050	1050	19.71	2.7	110	179	207	207
4	IYEMERO	9339.6	9339.6	7.19	24.2	320	149	672	672
5	IPAO	10005	10005	1.39	26.0		-	140	140
6	OKE AKO	10000	10000	4.78	26.0		-	478	478
7	ERIO	187.2	187.2	16.56	0.5		-	31	31
8	EPORO	1067	1067	29.38	2.8	313.44	250	313.44	227
9	IFISIN	500	500	2	1.3		-	10	10
	TOTAL	39,020,347	38,520,847	96.5	100.0	1,555.71	578	2,663.21+	2,455.5

SOURCE: MINISRTY OF AGRIC, ADO EKITI

TABLE 5.4
REGISTERED FARMERS IN EKITI STATE, 2020-2021

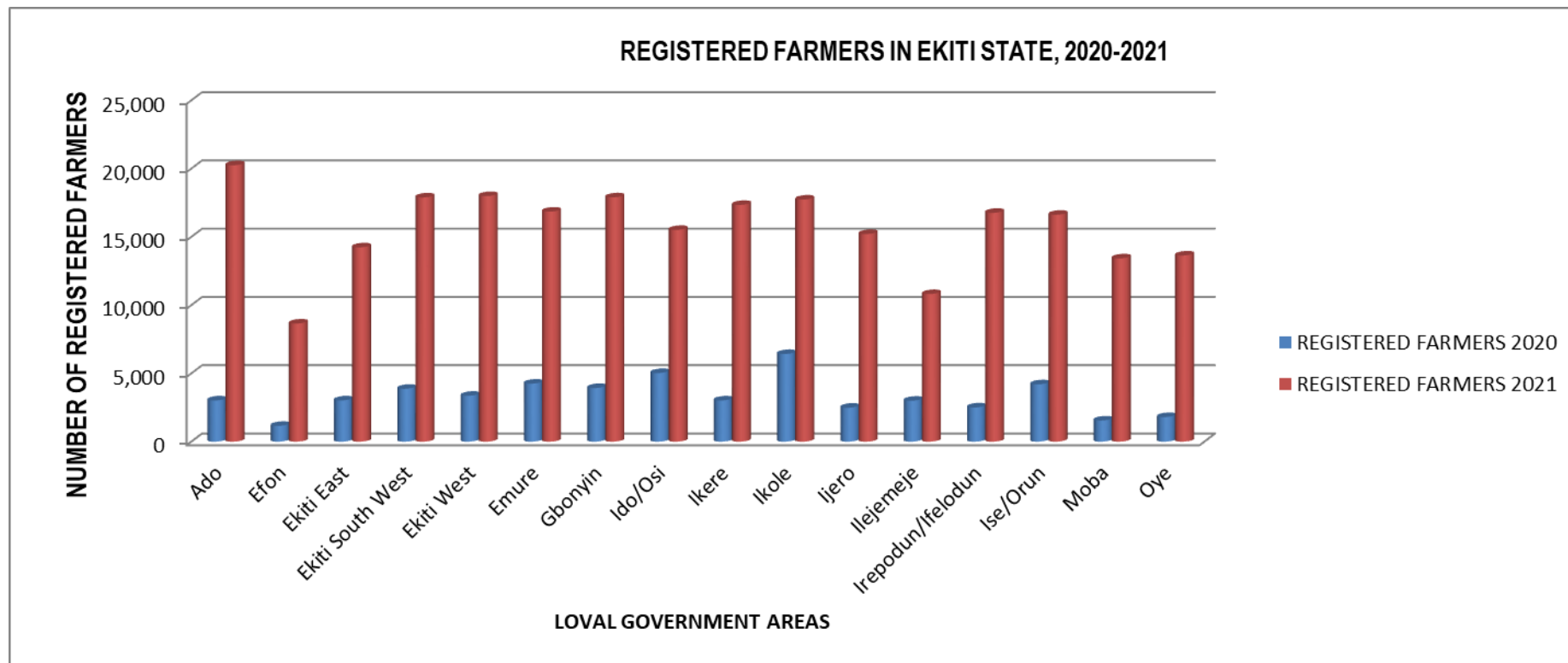


TABLE 5.5
MAJOR CROPS PRODUCTION IN EKITI STATE BY LOCAL GOVERNMENT AREAS (CASH CROPS), 2020-2021

S/N	CROP	LOCATION
1	COCOA	ISE, EMURE, EKITI SOUTH WEST, ADO, IREPODUN/IFELODUN, EKITI WEST, EKITI EAST, GBONYIN, IJERO, OYE, IKOLE
2	OIL PALM	ISE, EMURE, EKITI SOUTH WEST, ADO, IREPODUN/IFELODUN, EKITI WEST, EKITI EAST, IJERO, OYE, IDO/OSI
3	KOLA NUT	ISE, EMURE, EKITI SOUTH WEST, ADO, IREPODUN/IFELODUN, EKITI WEST, EKITI EAST, IJERO, OYE, IKOLE,
4	PLANTAIN/BANANA	ISE, EMURE, EKITI SOUTH WEST, ADO, IREPODUN/IFELODUN, EKITI WEST, EKITI EAST, IJERO, OYE, IKOLE, IDO/OSI
5	CASHEW	IKOLE, OYE
6	CITRUS	ISE, EMURE, EKITI SOUTH WEST, ADO, IREPODUN/IFELODUN, EKITI WEST, EKITI EAST, IJERO, OYE, IKOLE
7	RUBBER	ARA, ISE, IJERO
8	TIMBER	ISE/ORUN, EKITI WEST, IKERE, EKITI SOUTH WEST, GBONYIN

SOURCE: MINISTRY OF AGRIC, ADO EKITI

TABLE 5.6
ANNUAL ARABLE CROPS IN EKITI STATE, 2020-2021

S/N	CROP	LOCATION
1	RICE	EKITI WEST, IREPODUN/IFELODUN, IJERO, IKOLE, GBONYIN, IDO/OSI, EFON
2	YAM	IKOLE, EKITI EAST, ADO, IDO/OSI, MOBA, IKERE
3	CASSAVA	WIDELY CULTIVATED ACROSS THE STATE
4	MAIZE	IDO/OSI, OYE, ADO
5	COWPEA	NORTHERN PART OF THE STATE
6	SOYA BEANS	NORTHERN PART OF THE STATE
7	WATER MELON	ISE, ADO, OYE, EMURE, IKOLE, IDO/OSI

SOURCE: MINISTRY OF AGRIC, ADO EKITI

CLIMATOLOGY

TABLE 5.7

NUMBER OF RAINY DAYS RECORDED IN METEROLOGICAL STATION IN EKITI STATE, 2020-2021

METEROLOGICAL STATION	2020												2021												
	JAN	FEB	MAR	APR	MAY	JUN	JUL	AUG	SEP	OCT	NOV	DEC	JAN	FEB	MAR	APRIL	MAY	JUN	JUL	AUG	SEP	OCT	NOV	DEC	
IKERE	NA	NA	NA	NA	NA	NA	NA	NA	NA	NA	NA	NA	NA	NA	NA	NA	NA	NA	NA	NA	NA	NA	NA	NA	NA
EKITI SOUTH WEST	NA	NA	NA	NA	NA	NA	NA	NA	NA	NA	NA	NA	NA	NA	NA	NA	NA	NA	NA	NA	NA	NA	NA	NA	NA
OYE	NA	NA	NA	NA	NA	NA	NA	NA	NA	NA	NA	NA	NA	NA	NA	NA	NA	NA	NA	NA	NA	NA	NA	NA	NA
ADO	-	-	101	15	135	99.5	130	35	385	233	4	0	NA	NA	2	4	7	9	3	21	8	6	6	-	

SOURCE: CLIMATOLOGY SECTION. MANR.

TABLE 5.8
AVERAGE AMOUNT OF RAINFALL AND RAINY DAYS IN EKITI STATE, 2020-2021

MONTH	AVERAGE AMOUNT		RAINY DAYS	
	2020	2021	2020	2021
JAN	-	-	-	-
FEB	-	-	-	-
MAR	20.2	15.2	5	2
APRIL	15	11.5	1	4
MAY	27	16.4	5	7
JUNE	19.9	16.6	5	9
JULY	18.6	25.33	7	3
AUGUST	17.5	34	2	21
SEPT	24.1	44.4	16	8
OCT	21.2	20.7	11	6
NOV	4	23	4	6
DEC	-	-	-	-
TOTAL	167.5	207.13	56	66

SOURCE: AGRICULTURAL DEVELOPMENT PROGRAMME

TABLE 5.9

SUMMARY OF FOREST RESERVE SITUATION IN EKITI STATE, 2020.

S/N	NAME OF FOREST RESERVE	SIZE OF FOREST RESERVE (KM ²)	LOCAL GOVERNMENT COVERED	% EXPLOITED	% NOT EXPLOITED	WHEN LAST WAS REGENERATION EFFORT CONDUCTED	INTERVENTION REQUIRED
1	ISE-EKITI	56.77	ISE/ORUN	OVER EXPLOITED	-	None Yet	Yes
2	EPORO	46.62	EMURE	OVER EXPLOITED	-	Nil	Yes
3	LITTLE OSE	26.62	EMURE	OVER EXPLOITED	-	2013	Yes
4	IKERE-EKITI	14.19	IKERE	OVER EXPLOITED	-	2011	Yes
5	OGBESE	72.52	ADO	OVER EXPLOITED	-	2014	Yes
6	EGBE	10.52	GBONYIN	OVER EXPLOITED	-	2013	Yes
7	EDA I & II	9.06	EKITI EAST	100%	Nil	-	Yes
8	ARAMOKO	19.66	EKITI WEST	NOT DETERMINED	-	2016	Yes
9	ISAN/AYEDE	26.85	OYE	NOT DETERMINED	-	2016	Yes
10	OGOTUN	15.69	EKITI SOUTH/WEST	25%	75%	-	Yes

SOURCE: - FORESTRY COMMISSION.

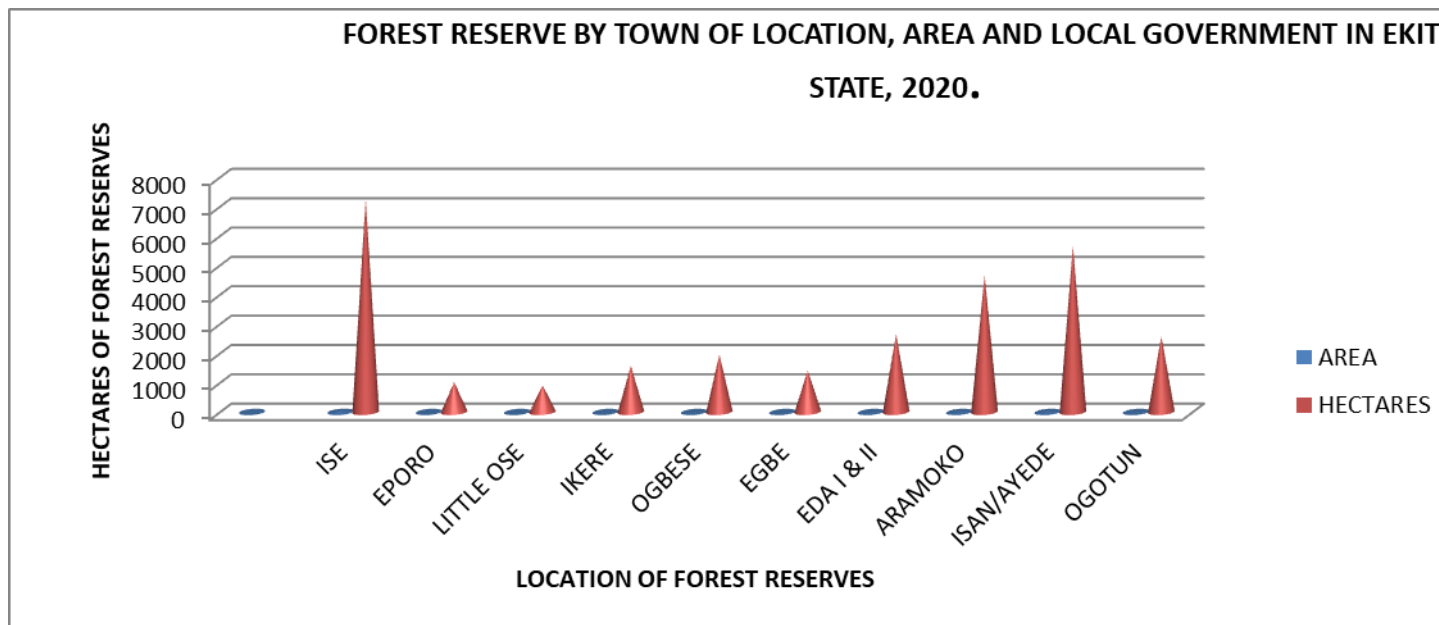
TABLE 5.10

SUMMARY OF FOREST RESERVE SITUATION IN EKITI STATE, 2021.

S/N	NAME OF FOREST RESERVE	SIZE OF FOREST RESERVE (KM ²)	LOCAL GOVERNMENT COVERED	% EXPLOITED	% NOT EXPLOITED	WHEN LAST WAS REGENERATION EFFORT CONDUCTED	INTERVENTION REQUIRED
1	ISE-EKITI		ISE/ORUN	OVER EXPLOITED	-	None Yet	Yes
2	EPORO		EMURE	OVER EXPLOITED	-	Nil	Yes
3	LITTLE OSE		EMURE	OVER EXPLOITED	-	2013	Yes
4	IKERE-EKITI		IKERE	OVER EXPLOITED	-	2011	Yes
5	OGBESE		ADO	OVER EXPLOITED	-	2014	Yes
6	EGBE		GBONYIN	OVER EXPLOITED	-	2013	Yes
7	EDA I & II		EKITI EAST	100%	Nil	-	Yes
8	ARAMOKO		EKITI WEST	NOT DETERMINED	-	2016	Yes
9	ISAN/AYEDE		OYE	NOT DETERMINED	-	2016	Yes
10	OGOTUN		EKITI SOUTH/WEST	25%	75%	-	Yes

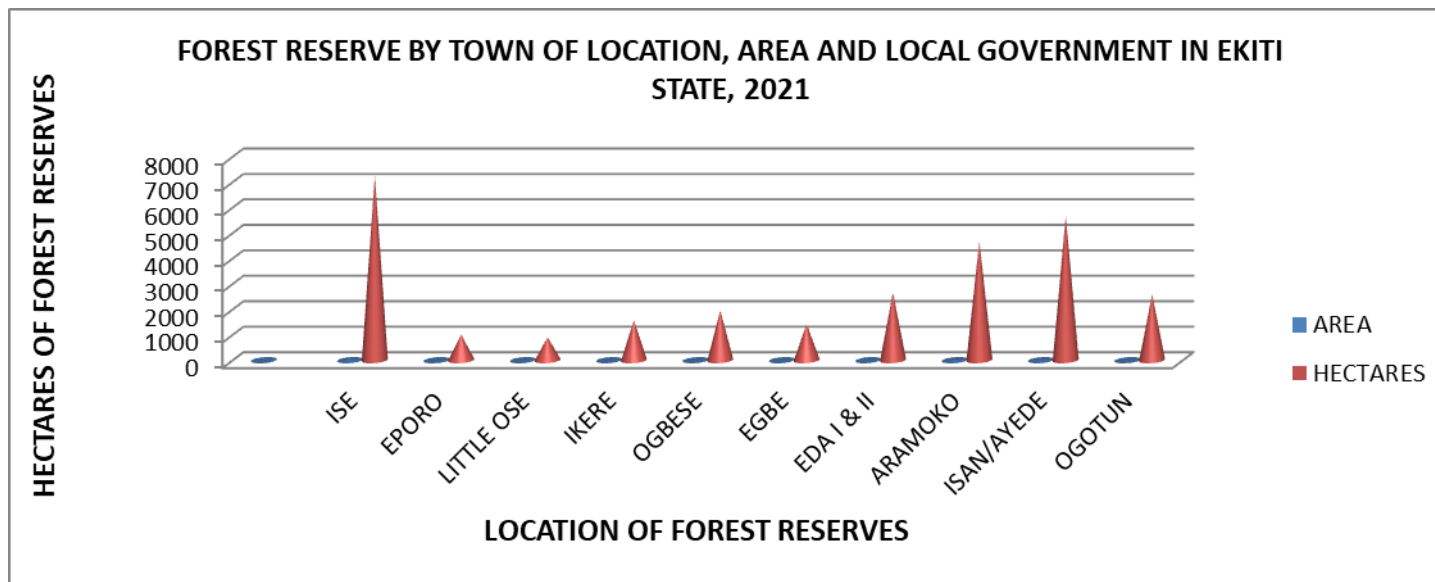
SOURCE: -FORESTRY COMMISSION.

TABLE 5.11



SOURCE: - FORESTRY COMMISSION.

TABLE 5.12



SOURCE: - FORESTRY COMMISSION.

TABLE 5.13
REVENUE GENERATED BY MINISTRY OF AGRICULTURE AND NATURAL RESOURCES IN EKITI STATE, (JAN. – DEC., 2020.)

S/N	HEAD/SUB HEAD	DETAILS OF REVENUE	REVENUE GENERATED (JAN. - DEC.) IN NAIRA
PRODUCE DEPARTMENT			
1	402/7	Control Post, Cattle Market/Tax and Goat Tax	-
2	8	Cocoa Grading Fees	29, 138, 000.00
3	9	Registration of Cocoa Stores	870, 000.00
4	10	Palm Kernel Grading Fees	3, 802, 000.00
5	11	Coffee Grading Fees	-
6	12	De-Infestation of Stores	-
7	13	Miscellaneous-Rebagging Fees, Cocoa Cutting, Coffee etc.	-
8	14	Cashews Nuts	6, 400.00
9	15	Kolanuts, Coconut and Food Items	-
10	16	Registration and Renewal of Produce Merchant	590, 000.00
11	17	Application for Produce Buyers	-
12	18	Fine and Forfeited Produce	-
13	19	Produce Inspection Fees	100.00
14	20	Cocoa Development Fund/Warehouse Registration	-
15	21	Contract Document/Tender Fees	-
16	192	Proceeds From Allocation of Lands to Farmers	-
17	403/4	Store Keepers Licence	70, 000.00
		SUB-TOTAL	34, 476, 500.00
CASSAVA REVOLUTION			
18	402/22	Contract Document and Tender Fees	2, 220, 000.00
19	23	Proceeds From Allocation of Lands to Farmers	-
		SUB-TOTAL	2, 220, 000.00
LIVESTOCK DEPARTMENT			
20	403/5	Poultry Production (Broiler, Pullet & Turkey Production)	-
21	6	Beef Cattle Production	-
22	7	Pig Production	-

23	8	Meat Marketing	-
24	9	Miscellaneous (Rents on Farm Land etc)	2,904,031.00
		SUB-TOTAL	2,904,031.00
VETRINARY DEPARTMENT			
25	403/10	Control Post and Cattle Market	16,415,250.00
26	11	Veterinary Clinical and Poultry Treatment	-
27	12	Veterinary Public Health and Meat Inspection Fees	3,666,200.00
28	13	Veterinary Diagnostic and Investigation Fees	440,000.00
		SUB-TOTAL	20,521,450.00
AGRIC SERVICES DEPARTMENT			
29	403/14	Tractors Hiring Services	298,500.00
30	15	Royalties From Land Allotters	-
31	16	Allocation of Cropable Land	-
32	17	Horticultural Gardens	165,000.00
33	405/1	Lease of Cassava Processing Plants	-
		SUB-TOTAL	463,500.00
TREE CROPS UNIT DEPARTMENT			
34	403/18	Sales of Oil Palm Seedlings	-
35	19	Sales of Cocoa Seedlings	-
36	20	Sales of Coconut Seedlings and Palm Produce	550,000.00
37	21	Sales of Cashew and Plantain Suckers	-
		SUB-TOTAL	550,000.00
FISHERIES DEPARTMENT			
38	403/22	Sales of Table Size Fishes	-
39	23	Fish Marketing	-
40	24	Rivers/Reservoir Fishing	-
41	25	Fisheries Edict (License)	20,000.00
42	26	Fish Seed Multiplication	-
43	27	Support for Private Fish Farmers	-
44	28	Fish Seed Multiplication	-
45	29	Lease of Government Fish Pond	130,000.00
		SUB-TOTAL	150,000.00

	BUREAU OF RURAL DEVELOPMENT DEPT		
46	404/3	Registration of Contractors/Tender Fees	-
47	4	Revenue from Last Report	-
48	5	Local Government Counterpart Contribution	-
		SUB-TOTAL	-
	FORESTRY COMMISSION		
49	404/6	Forest Logging Fees	-
50	7	Hammer Control	-
51	8	Sawmill Control	-
52	9	Minor Forest Permit	-
53	10	Power/Chain Saw Permit	-
54	11	Farming Fees	-
55	12	Pole Production	-
56	13	Pulp Wood Production	-
57	14	Toll Fees	-
58	15	Penalties	-
		SUB-TOTAL	-
	SERICULTURE DEPARTMENT		
59	404/14	Sales of Silkworm eggs	-
60	15	Sales of Silk Yam	-
61	16	Sales of Silk Thread	-
62	17	Sales of Silk Fabric	-
63	18	Sales of Silkworm Pupae	-
64	19	Cocoa Sales tax	-
65	20	Sales of Mulberry Cutting	-
66	21	Sales of Lawyers Wig	-
		SUB-TOTAL	-
	MILLENNIUM FARM SETTLEMENT DEPARTMENT		
67	405/2	Loan Recovery form farm Settlement	-
		SUB-TOTAL	-
	GRAND TOTAL		61, 285, 481.00

SOURCE: MINISTRY OF AGRICULTURAL AND FOOD SECURITY

TABLE 5.14
REVENUE GENERATED BY MINISTRY OF AGRICULTURE AND FOOD SECURITY IN EKITI STATE, (JAN. – DEC., 2021.)

IPASS CODE	DETAILS OF REVENUE	APPROVED BUDGET 2021	REVENUE GENERATED (JAN. - DEC.) IN NAIRA
	402 fine and fees		
	Contract document and tender fees	18,000,000.00	22,500.00
	Control post, cattle market/tax and Goat tax		
12020538	Cocoa grading fees	100,000,000.00	18,220,692.22
12020539	Registration and stores	12,000,000.00	538,000.00
12020540	Palm kernels grading fees	70,000,000.00	3,795,908.03
12020541	De-infestation of store	2,000,000.00	136,000.00
	Miscellaneous:- Rebagging fees, cocoa cuttings, Coffee etc.		
12020543	Cashew Nuts	5,000,000.00	3,075,800.00
12020544	Kolanuts, coconuts and food items	60,000,000.00	2,815,389.22
12020545	Registration/ renewal of produce merchant	20,000,000.00	450,000.00
	Application from new produce buyers		
12020501	Fines and forfeited produce	10,000,000.00	
12020485	produce inspection fees	38,000,000.00	11,007,000.00
	Cocoa development fund		
	Proceed from allocation of lands to farmer		
	Head Total	335,000,000.00	40,061,289.47
	403 License		
12020119	Store keepers license	1,000,000.00	146,000.00
	Poultry production (Broiler, Pullet and turkey production)		
	Beef cattle production		
	Pig production		

	Meat Marketing		
12020122	Miscellaneous:- Rent of farm Land	10,000,000.00	1,681,000.00
	Cattle Market Management Unit: (Goat, sheep & cattle Market)		
12020137	Control post cattle market	30,000,000.00	4,384,557.12
	Veterinary clinical and poultry Treatment		
12020430	Veterinary public health and meet inspection fees	70,000,000.00	6,179,000.00
	Veterinary diagnostic and investigation fees		
12020126	Tractor hiring services units	15,000,000.00	705,000.00
	Royalties from land allottes		
12020546	Allocation of croppable land	17,500,000.00	43,700,250.00
12020721	Horticultural gardens	7,000,000.00	414,259.00
12020608	Sales of oil palm seedlings	7,000,000.00	40,000.00
12020609	Sales of cocoa seedlings	5,000,000.00	500,000.00
12020623	Sales of coconut seedlings and palm produce	5,000,000.00	590,000.00
	Sales of cashew and plantain sucker	778,920.65	111,900.00
	Sales of table size fishes		
	Fish marketing		
	Rivers/reservoir fishing		
12020905	Fishery edict (license)	7,000,000.00	89,000.00
	Fish seed multiplication		
	Support for private fish farmers		
	Fish feed production		
12020115	Lease of Government fish ponds/land	12,000,000.00	105,000.00
	Head Total	187,278,920.65	58,646,966.12
	405 Rents on Government property		
405001	Lease of cassava processing plants		
	Head Total		
	Grand Total	522,278,920.65	98,708,255.59

CHAPTER 6

HUMAN CAPITAL DEVELOPMENT

TABLE 6.1
BENEFICIARIES OF EMPLOYMENT GENERATION IN EKITI STATE, 2020

YEAR	2020
ROAD SAFETY OF NIGERIA	317
EKITI STATE TRAFFIC MGT AGENCY STAFF	75
FIRE FIGHTERS ENGAGED	66
VIGILANTE GROUP OF NIGERIA STAFF	-
NIGERIA SECURITY AND CIVIL DEFENCE CORPS STAFF	955
TOTAL	1413

TABLE 6.2
FIRE FIGHTERS ENGAGED IN EKITI STATE, 2020 - 2021

S/N	MONTH	2020						2021					
		FIRE CALLS	SPECIAL SERVICES/ ACCIDENT	LIVES LOST	LIVES SAVED	ESTIMATED PROPERTY LOSS(#)	ESTIMATED PROPERTY SAVED(#)	FIRE CALLS	SPECIAL SERVICES/ ACCIDENT	LIVES LOST	LIVES SAVED	ESTIMATED PROPERTY LOSS(#)	ESTIMATED PROPERTY SAVED(#)
1	JAN	50	2	1	8	31.25m	156.35 m	21	4	14	6	6.45m	6.250m
2	FEB	58	2	0	2	45.71 m	314.70 m	18	-	1	-	11.00m	67.50m
3	MARCH	8	1	0	0	3.12 m	23.20 m	6	3	-	6	6.87m	23.40m
4	APRIL	4	1	0	1	0.35 m	10.00 m	9	1	1	1	4.59m	35.10m
5	MAY	6	0	0	0	2.33 m	8.50 m	6	2	-	2	7.50m	54.00m
6	JUNE	6	1	1	0	0.504 m	8.05 m	6	3	1	3	2.01m	15.85m
7	JULY	5	2	0	0	0.56 m	25.39 m	6	1	1	-	0.07m	5.00m
8	AUG	5	3	1	0	1.85 m	30.08 m	7	7	-	1	3.97m	47.60m
9	SEPT	6	4	0	2	5.90 m	14.70 m	5	4	2	7	2.58m	23.99m
10	OCT	14	3	3	0	19.76 m	57.00 m	5	5	-	3	15.672m	44.53m
11	NOV	-	-	-	-	-	-	7	2	2	-	1.75m	11.40m
12	DEC	-	-	-	-	-	-	16	2	-	3	45.248m	121.40m
TOTAL		162	19	6	13	111.334 m	647.97 m	112	34	22	32	107.71m	512.27m
MONTHLY AVERAGE		16.2	1.9	0.6	1.3			9.33	2.83	1.83	2.67	8.98m	42.69m

SOURCE: EKITI STATE PUBLIC UTILITY SERVICE, EKITI STATE

CHAPTER 7

MEDICAL AND HEALTH



FUNMI OLAYINKA CENTRE FOR CANCER DIAGNOSIS



MALE SURGICAL WARD, EKSUTH

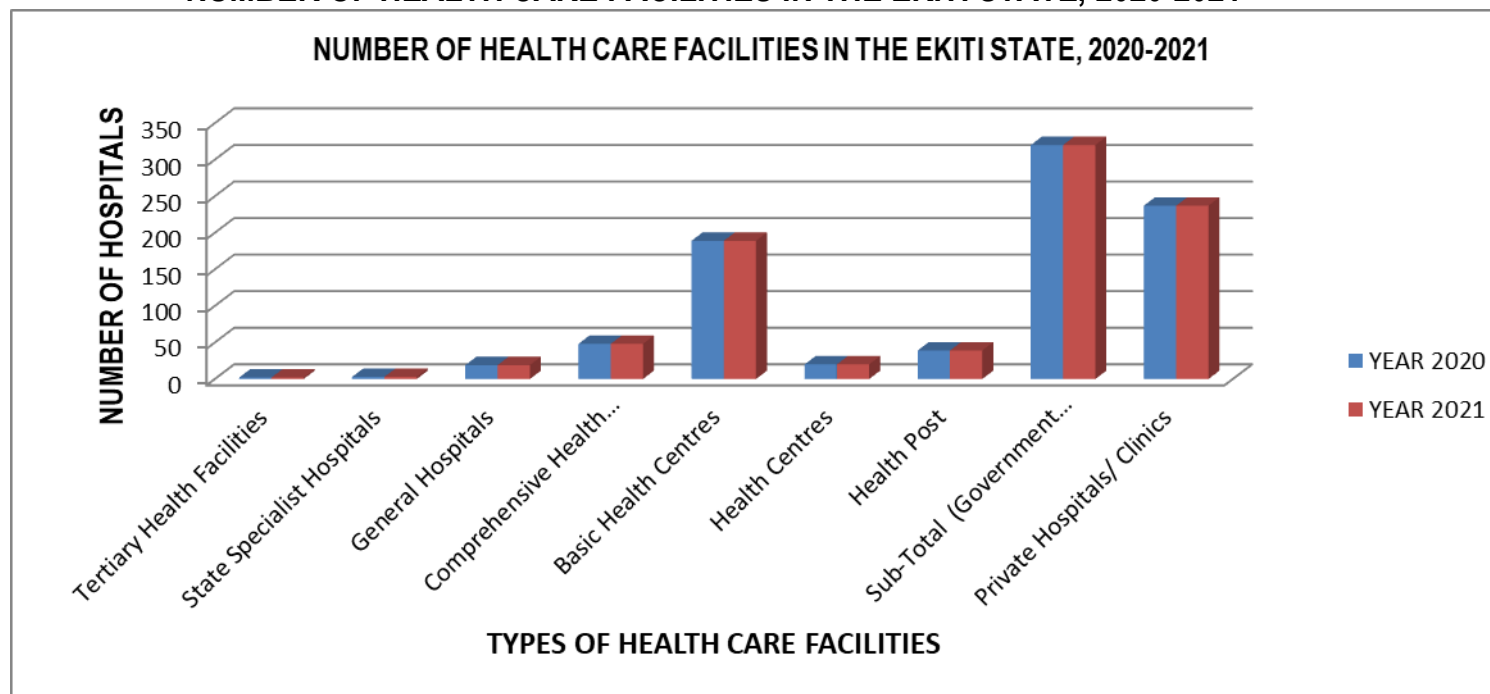


THEATRE AT NEW ACCIDENT & EMERGENCY COMPLEX



RECOVERY ROOM AT ACCIDENT & EMERGENCY COMPLEX

TABLE 7.1
NUMBER OF HEALTH CARE FACILITIES IN THE EKITI STATE, 2020-2021



SOURCE: MINISTRY OF HEALTH, ADO-EKITI.

TABLE 7.2
DISTRIBUTION OF HEALTH CARE FACILITIES BY TYPE IN THE LOCAL GOVERNMENT AREAS, EKITI STATE, 2020-2021.

S/N	LGA	TYPE OF HEALTH FACILITIES IN PHC								TOTAL
		CHC	BHC	HP	MHC	Staff Clinic	FSP	OPH	School HF	
1	ADO	1	21	2	0	0	1	0	4	29
2	EFON	1	10	4	0	1	0	0	2	18
3	EKITI EAST	5	9	1	1	1	0	0	0	17
4	EKITI SOUTH/ WEST	3	6	9	2	1	0	1	0	22
5	EKITI WEST	5	7	14	1	1	0	0	1	29
6	EMURE	1	12	0	1	0	0	0	0	14
7	GBONYIN	4	13	0	1	1	0	0	0	19
8	IDO-OSI	8	6	0	2	1	0	0	0	17
9	IJERO	6	17	3	0	1	0	0	3	30
10	IKERE	1	14	1	1	1	0	0	4	24
11	IKOLE	2	18	1	1	1	0	0	1	24
12	ILEJEMEJE	3	4	0	4	1	0	0	0	12
13	IREPODUN/IFELODUN	4	13	2	0	0	0	0	0	19
14	ISE/ORUN	1	13	0	1	0	0	0	1	16
15	MOBA	2	11	2	2	0	0	0	0	17
16	OYE	1	15	0	3	0	0	0	0	19
	EKITI STATE	48	189	39	20	10	1	1	16	326

SOURCE : PHCDA

TABLE 7.3
HUMAN RESOURCES DATA IN PUBLIC HEALTH FACILITIES IN EKITI STATE, 2020

S/N	CADRE	PRIMARY HEALTH CARE DEVELOPMENT AGENCY		HOSPITAL MANAGEMENT BOARD		EKITI UNIVERSITY TEACHING HOSPITAL		STATE MINISTRY OF HEALTH		FEDERAL TEACHING HOSPITAL		GRAND TOTAL		
		MALE	FEMALE	MALE	FEMALE	MALE	FEMALE	MALE	FEMALE	MALE	FEMALE	MALE	FEMALE	TOTAL
1	Medical Consultants	0	0	4	2	4	1	0	0	67	8	75	11	86
2	Medical Doctor	14	0	62	12	19	6	6	4	169	30	270	52	322
3	Dental Surgeon	0	0	6	2	1	0	0	0	7	3	14	5	19
4	Pharmacist	0	0	18	14	12	6	2	0	20	16	52	36	88
5	Nurses/Midwives	25	111	63	356	36	257	0	14	65	314	189	1052	1241
6	Pharmacy Attendant	0	0	0	0	2	9	0	0	0	0	2	9	11
7	Pharmacy Technician	13	54	10	52	2	5	0	1	1	2	26	114	140
8	Laboratory Scientist	0	0	21	19	20	9	0	0	27	9	68	37	105
9	Laboratory Technician	6	28	13	60	34	2	0	1	8	21	61	112	173
10	Laboratory Attendant	0	0	0	0	0	3	0	0	0	0	0	3	3
11	Laboratory Assistant	4	16	0	6	0	6	0	0	0	5	4	33	37
12	Medical Record Officer	1	0	0	0	4	9	0	2	5	10	10	21	31
13	Medical Record Assistant	2	46	1	3	0	0	0	0	0	0	3	49	52
14	Medical Record Technicians	19	295	8	119	0	0	0	0	0	0	27	414	441
15	Honorary Consultant	0	0	0	0	53	7	0	0	0	0	53	7	60
16	JCHEW	13	379	0	0	0	0	0	7	0	12	13	398	411
17	SCHEW	69	834	0	0	0	26	0	2	2	25	71	887	958
18	Health Attendant/Assistant	117	998	33	485	12	95	0	3	113	396	275	1977	2252
19	Scientific Officer			4	2					37	41	41	43	84
20	Anaesthetise	0	0	0	0	2	0	0	0	6	3	8	3	11

TABLE 7.3 CONTD.
HUMAN RESOURCES DATA IN PUBLIC HEALTH FACILITIES IN EKITI STATE, 2020.

S/N	CADRE	Primary Health Care Development Agency		Hospital Management Board		Ekiti State University Teaching Hospital		State Ministry of Health		Federal Teaching Hospital		GRAND TOTAL		
		Male	Female	Male	Female	Male	Female	Male	Female	Male	Female	Male	Female	Total
21	Porters	0	0	0	0	2	-	0	0	13	17	15	17	32
22	Dental Therapist	0	0	1	2	2	3	0	0	1	3	4	8	12
23	Dental Technologists	0	0	2	1	2	1	0	0	1	0	5	2	7
24	Dental Technician	5	208	6	47	1	28	0	2	4	40	16	325	341
25	X-Radiographer	0	0	0	0	2	1	0	0	3	1	5	2	7
26	X-Ray Technician	2	18	1	14	-	9	0	0	2	14	5	55	60
27	x-Ray Assistant	0	0	0	0	-	-	0	0	0	0	0	0	0
28	Laundry Assistant	0	0	1	14	3	2	0	0	0	0	4	16	20
29	Hospital Secretary	0	0	14	8	-	-	0	0	1	0	15	8	23
30	Secretary (Confidential)	0	3	0	5	1	19	0	3	4	28	5	58	63
31	Secretary Assistant	0	0	15	0	-	3	0	2	0	0	15	5	20
32	Mortuary Attendant	0	0	2	2	6	-	0	0	9	0	17	2	19
33	Tailoring	0	0	3	0	3	3	0	0	0	3	6	6	12
34	Telephone Attendant	0	0	0	0	-	-	0	0	0	0	0	0	0
35	Statistician	0	0	16	34	3	-	2	0	7	4	28	38	66
36	Executive Officer/Account	0	0	83	124	14	30	3	5	66	36	166	195	361
37	Clerk	0	0	10	11	4	16	11	16	62	108	87	151	238

TABLE 7.3 CONTD.
HUMAN RESOURCES DATA IN PUBLIC HEALTH FACILITIES IN EKITI STATE, 2020.

CADRE	Primary Health Care Development Agency		Hospital Management Board		Ekiti University Teaching Hospital		State Ministry of Health		Federal Teaching Hospital		GRAND TOTAL			
	Male	Female	Male	Female	Male	Female	Male	Female	Male	Female	Male	Female	Total	
38	Accountant	1	0	0	5	6	11	2	1	42	39	51	56	107
39	Typist	-	-	25	0	-	-	0	0	0	2	25	2	27
40	Driver	6	0	3	11	23	-	17	0	36	0	85	11	96
41	Messenger	0	2	122	0	2	6	0	4	0	0	124	12	136
42	Gardener/Security	0	6	119	0	25	-	2	0	51	1	197	7	204
43	House Officer	0	0	12	0	20	8	0	0	41	20	73	28	101
44	Dental therapist Interim	0	0	4	0	-	-	0	0	0	1	4	1	5
45	Laboratory Interim	0	0	0	0	-	-	0	0	0	5	0	5	5
46	Pharmacy Interim	0	0	0	0	2	3	0	0	2	2	4	5	9
47	Clinical Psychologist	0	0	0	0	2	-	0	0	6	4	8	4	12
48	Imaging Scientist	0	0	0	0	2	-	0	0	0	0	2	0	2
49	Contract Appointment	0	0	3	1	21	16	0	0	13	17	37	34	71
50	Physiotherapist	0	0	1	1	8	3	0	0	12	2	21	6	27
51	Physiotherapist Attendant			0				0	0	0	0	0	0	0
52	Medical Social Service	0	0	0	0	-	5	0	0	7	6	7	11	18
53	Nutrition and Dietetics	8	43	0	0	-	12	0	0	3	11	11	66	77
54	Cleaners	0	0	0	0	-	-	1	0	0	0	1	0	1

TABLE 7.3 CONTD.
HUMAN RESOURCES DATA IN PUBLIC HEALTH FACILITIES IN EKITI STATE, 2020.

		Primary Health Care Development Agency		Hospital Management Board		Ekiti University Teaching Hospital		State Ministry of Health		Federal Teaching Hospital		GRAND TOTAL		
		Male	Female	Male	Female	Male	Female	Male	Female	Male	Female	Male	Female	Total
55	Optometrist	0	0	2	2	1	2	0	0	0	2	23	25	47
56	Physiotherapist Attendant	0	0	0	0	0	1	0	0	0	0	21	21	42
57	Admin/Executive Officer	5	14	2	1	21	38	2	7	220	204	250	247	514
58	Store and Supplies	0	1	9	20	8	11	1	1	4	2	22	35	57
5	Nurse tutor	0	0	0	0	10	27	0	0	1	14	11	41	52
60	Auditor	0	0	4	6	5	7	1	1	0	0	10	14	24
61	Works Department	0	0	37	1	0	0	2	1	144	16	183	18	201
62	Info Communication/Press Officer	1	0	1	0	3	3	0	0	10	11	15	14	29
63	Environmental	1	0	0	0	5	0	0	0	5	9	11	9	20
64	Horticulture	0	0	0	0	4	0	0	0	9	2	13	2	15
65	Planning Officer	0	0	0	1	0	0	1	0	0	0	1	1	2
66	Programme Analyst	0	0	0	0	0	0	0	1	0	1	0	2	2
67	SLT	64	85	0	0	0	0	0	0	0	0	64	85	149
68	Others(Specify)	0	0	0	0	103	218	0	63	0	0	103	281	384

Source STATE MINISTRY OF HEALTH, HMB, PHC , EKSUTH AND FEDERAL MEDICAL CENTRE.

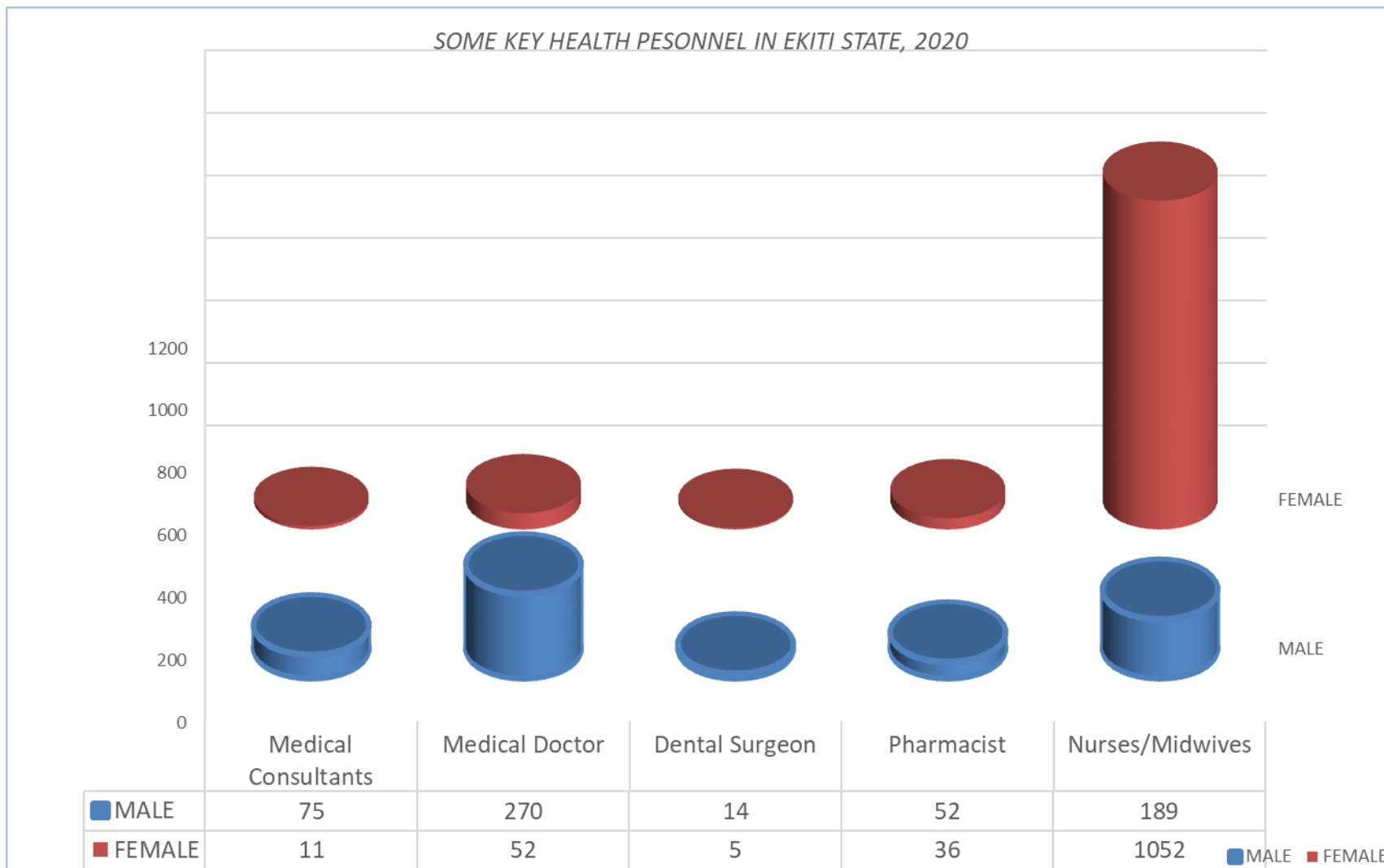


TABLE 7.4
HUMAN RESOURCES DATA IN PUBLIC HEALTH FACILITIES IN EKITI STATE, 2021.

	MALE	FEMALE	MALE	FEMALE	MALE	FEMALE	MALE	FEMALE	MALE	FEMALE	MALE	FEMALE	TOTAL
1 Medical Consultants	0	0	9	3	4	1	2	0	67	8	82	12	94
2 Medical Doctor	14	0	62	12	19	6	1	2	169	30	265	50	315
3 Dental Surgeon	0	0	6	2	1	0	0	0	7	3	14	5	19
4 Pharmacist	0	0	18	14	12	6	1	0	20	16	51	36	87
5 Nurses/Midwives	25	111	55	354	36	257	0	9	65	314	181	1045	1226
6 Pharmacy Attendant	0	0	0	0	2	9	0	0	0	0	2	9	11
7 Pharmacy Technician	13	54	10	52	2	5	0	1	1	2	26	114	140
8 Laboratory Scientist	0	0	21	19	20	9	2	1	27	9	70	38	108
9 Laboratory Technician	6	28	13	60	34	2	0	7	8	21	61	118	179
10 Laboratory Attendant	0	0	0	0	0	3	0	0	0	0	0	3	3
11 Laboratory Assistant	4	16	0	6	0	6	0	0	0	5	4	33	37
12 Medical Record Officer	1	0	0	0	4	9	0	0	5	10	10	19	29
13 Medical Record Assistant	2	46	1	3	0	0	0	0	0	0	3	49	52
14 Medical Record Technicians	19	295	8	119	0	0	0	4	0	0	27	418	445
15 Honorary Consultant	0	0	0	0	53	7	0	0	0	0	53	7	60
16 JCHEW	13	379	0	0	0	0	0	6	0	12	13	397	410
17 SCHEW	69	834	0	0	0	26	0	5	2	25	71	890	961
18 Health Attendant/Assistant	117	998	33	485	12	95	0	0	113	396	275	1974	2249
19 Scientific Officer			4	2					37	41	41	43	84
20 Anaesthetise	0	0	0	0	2	0	0	0	6	3	8	3	11

TABLE 7.4 CONTD.
HUMAN RESOURCES DATA IN PUBLIC HEALTH FACILITIES IN EKITI STATE, 2021.

S/N	CADRE	Primary Health Care Development Agency		Hospital Management Board		Ekiti State University Teaching Hospital		State Ministry of Health		Federal Teaching Hospital		GRAND TOTAL		
		Male	Female	Male	Female	Male	Female	Male	Female	Male	Female	Male	Female	Total
21	Porters	0	0	0	0	2	-	0	0	13	17	15	17	32
22	Dental Therapist	0	0	1	2	2	3	0	0	1	3	4	8	12
23	Dental Technologists	0	0	2	1	2	1	0	0	1	0	5	2	7
24	Dental Technician	5	208	6	47	1	28	1	3	4	40	17	326	343
25	X-Radiographer	0	0	0	0	2	1	0	0	3	1	5	2	7
26	X-Ray Technician	2	18	1	14	-	9	0	0	2	14	5	55	60
27	x-Ray Assistant	0	0	0	0	-	-	0	0	0	0	0	0	0
28	Laundry Assistant	0	0	1	14	3	2	0	0	0	0	4	16	20
29	Hospital Secretary	0	0	14	8	-	-	0	0	1	0	15	8	23
30	Secretary (Confidential)	0	3	0	5	1	19	1	4	4	28	17	2	19
31	Secretary Assistant	0	0	15	0	-	3	0	0	0	0	6	6	12
32	Mortuary Attendant	0	0	2	2	6	-	0	0	9	0	26	38	64
33	Tailoring	0	0	3	0	3	3	0	0	0	3	164	197	361
34	Telephone Attendant	0	0	0	0	-	-	0	0	0	0	82	142	224
35	Statistician	0	0	16	34	3	-	0	0	7	4	50	56	106
36	Executive Officer/Account	0	0	83	124	14	30	1	7	66	36	25	2	27
37	Clerk	0	0	10	11	4	16	6	7	62	108	85	11	96

Source: Ministry of Health, HMB, PHCDA, Ekiti State University Teaching Hospital and Federal Medical Centre

TABLE 7.4 CONTD.
HUMAN RESOURCES DATA IN PUBLIC HEALTH FACILITIES IN EKITI STATE, 2021.

	CADRE	Primary Health Care Development Agency		Hospital Management Board		Ekiti University Teaching Hospital		State Ministry of Health		Federal Teaching Hospital		GRAND TOTAL		
		Male	Female	Male	Female	Male	Female	Male	Female	Male	Female	Male	Female	Total
38	Accountant	1	0	0	5	6	11	1	1	42	39	50	56	106
39	Typist	-	-	25	0	-	-	0	0	0	2	25	2	27
40	Driver	6	0	3	11	23	-	17	0	36	0	85	11	96
41	Messenger	0	2	122	0	2	6	1	3	0	0	125	11	136
42	Gardener/Security	0	6	119	0	25	-	11	0	51	1	206	7	213
43	House Officer	0	0	12	0	20	8	0	0	41	20	73	28	101
44	Dental Therapist Interim	0	0	4	0	-	-	0	0	0	1	4	1	5
45	Laboratory Interim	0	0	0	0	-	-	0	0	0	5	0	5	5
46	Pharmacy Interim	0	0	0	0	2	3	0	0	2	2	4	5	90
47	Clinical Psychologist	0	0	0	0	2	-	0	0	6	4	8	4	12
48	Imaging Scientist	0	0	0	0	2	-	0	0	0	0	2	0	2
49	Contract Appointment	0	0	3	1	21	16	0	0	13	17	37	34	71
50	Physiotherapist	0	0	1	1	8	3	0	0	12	2	21	6	27
51	Physiotherapist Attendant			0				0	0	0	0	0	0	0
52	Medical Social Service	0	0	0	0	-	5	0	0	7	6	7	11	18
53	Nutrition and Dietetics	8	43	0	0	-	12	2	1	3	11	13	67	80
54	Cleaners	0	0	0	0	-	-	1	0	0	0	0	1	1

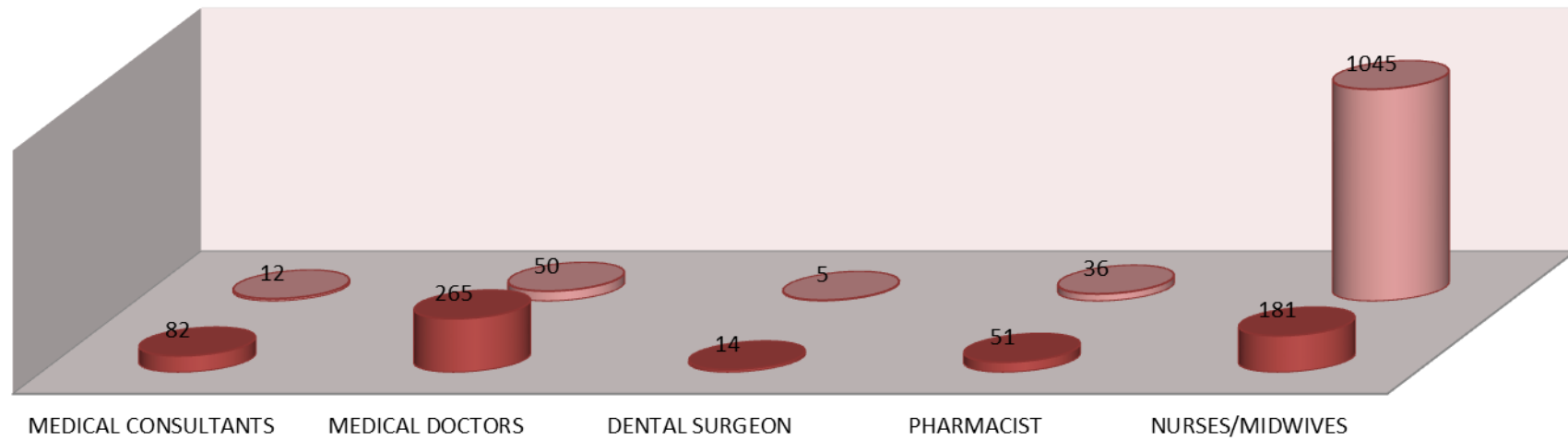
TABLE 7.4 CONTD.
HUMAN RESOURCES DATA IN PUBLIC HEALTH FACILITIES IN EKITI STATE, 2021.

		Primary Health Care Development Agency		Hospital Management Board		Ekiti University Teaching Hospital		State Ministry of Health		Federal Teaching Hospital		GRAND TOTAL		
		Male	Female	Male	Female	Male	Female	Male	Female	Male	Female	Male	Female	Total
55	Optometrist	0	0	2	2	1	2	0	0	0	2	3	6	9
56	Physiotherapist Attendant	0	0	0	0	0	1	0	0	0	0	0	1	1
57	Admin/Executive Officer	5	14	2	1	21	38	6	3	220	204	254	260	514
58	Store and Supplies	0	1	9	20	8	11	1	2	4	2	22	36	58
59	Nurse Tutor	0	0	0	0	10	27	0	1	1	14	11	42	53
60	Auditor	0	0	4	6	5	7	3	0	0	0	12	13	25
61	Works Department	0	0	37	1	0	0	0	0	144	16	181	17	198
62	Info Communication/Press Officer	1	0	1	0	3	3	1	0	10	11	16	14	30
63	Environmental	1	0	0	0	5	0	0	3	5	9	11	12	23
64	Horticure	0	0	0	0	4	0	0	0	9	2	13	2	15
65	Planning Officer	0	0	0	1	0	0	0	0	0	0	0	1	1
66	Programme Analyst	0	0	0	0	0	0	0	0	0	1	0	1	1
67	SLT	64	85	0	0	0	0	0	0	0	0	64	85	149
68	Others(Specify)	0	0	0	0	103	218	0	0	0	0	103	218	321

SOURCE: STATE MINISTRY OF HEALTH, HMB, PHC , EKSUTH AND FEDERAL MEDICAL CENTRE.

SOME KEY HEALTH PESONNEL IN EKITI STATE, 2021

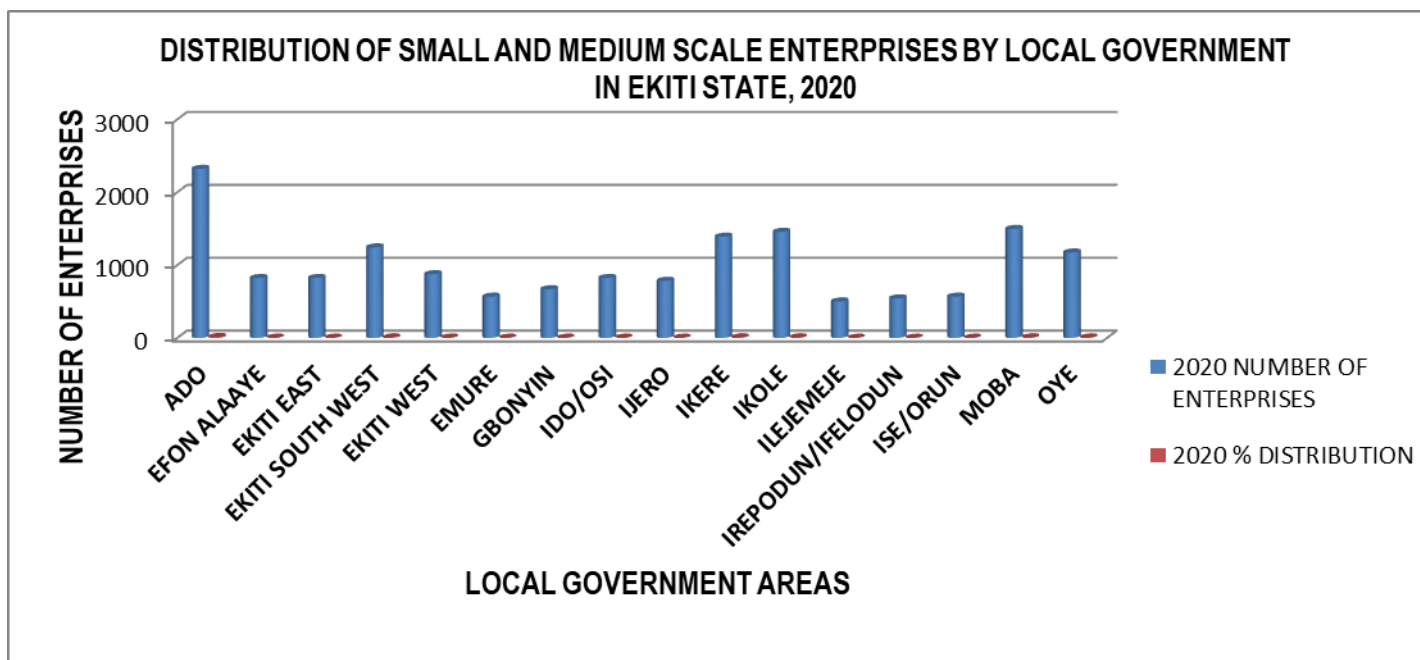
■ MALE ■ FEMALE



CHAPTER 8

INDUSTRY

TABLE 8.1
DISTRIBUTION OF SMALL AND MEDIUM SCALE ENTERPRISES BY LOCAL GOVERNMENT IN EKITI STATE, 2020




SOURCE: MINISTRY OF TRADE, INVESTMENT AND INNOVATION

TABLE 8.2
NUMBER OF BENEFICIARIES OF EKSG/ CBN SMCE DEVELOPMENT FUND LOANS SCHEME IN EKITI STATE, 2020

S/N	LGA/SMCE	PHARMACETIC ALS	QUARRY	RICE MILLING	CASSAVA PROCESSING	PALM OIL PROCESSING	FISH FARMING AND PROCESSING	BLOCK MOULDING	WOOD PROCESSING	SOAP MAKING	FABRICATION	TOTAL
	ADO	50	2	-	7	-	33	25	10	4	2	133
	EFON ALAAYE	4	-	-	9	1	3	4	9	-	1	31
	EKITI EAST	2	1	-	1	2	6	4	4	-	-	20
	EKITI SOUTH WEST	3	-	-	8	2	7	5	-	-	-	25
	EKITI WEST	3	-	-	3	-	5	2	2	-	-	15
	EMURE	-	-	-	7	-	5	-	6	2	-	20
	GBONYIN	-	-	1	4	2	4	-	2	-	-	13
	IDO/OSI	6	-	-	3	2	7	6	8	-	-	32
	IJERO	7	-	-	3	-	9	6	5	3	-	33
	IKERE	12	-	-	4	-	15	12	7	3	1	54
	IKOLE	5	-	-	7	3	8	6	8	2	-	39
	ILEJEMEJE	-	-	-	3	1	3	1	2	-	-	10
	IREPODUN /IFELODUN	5	1	-	1	3	4	3	4	4	-	25
	ISE/ORUN	1	-	-	3	2	3	2	3	-	-	15
	MOBA	2	-	-	5	1	6	5	7	3	-	29
	OYE	1	-	1	2	-	3	4	2	1	-	14
	TOTAL	74	4	2	71	19	121	84	79	22	4	480

TOURISM



IKOGOSI WARM SPRINGS & RESORTS



PRIVATE INVESTMENT IN HOSPITALITY



FAJUJI PARK, ADO EKITI

TABLE 8.3
TOURIST CENTRE IN EKITI STATE BY LOCATION AND LOCAL GOVERNMENT, 2020.

S/N	TOURIST CENTRES	LOCATION	LOCAL GOVERNMENT
1	Ikogosi Warm Springs	Ikogosi Ekiti	Ekiti West
2	Arinta Waterfalls	Ipole-Iloro	Ekiti West
3	Fajuyi Memorial Park	Ado	Ado Ekiti
4	Orole/Olosunta Hills	Ikere	Ikere Ekiti
5	Efon Alaaye Hills	Efon	Efon- Alaaye
6	Agbonna Hills	Okemesi	Ekiti West
7	Erin Ayonigba Scred Fish	Erinjyan	Ekiti West
8	Ekiti Parapo Resort/War Museum	Okemesi	Ekiti West
9	Lord Lugards Colonial Boundary Pillars	Odo-Owa	Ijero
10	Orioke Ewo War Site	Ilupeju Ekiti	Oye
11	River Ooni/Apostle Balalola Cenotaph	Efon	Efon Alaaye
12	Rock Formations	Emure	Emure
13	Esa Cave	Iyin Ekiti	Irepodun/Ifelodun
14	Osun River Source	Igede Ekiti	Irepodun/Ifelodun
15	Oke Maria Tourist Centre	Ado	Ado
16	Okuta Gbokutaleri Rock	Ado	Ado
17	Ekiti Golf Course	Ado	Ado
18	Ewis Palace	Ado	Ado
19	Opa Aje	Emure	Emure
20	Site Of First Plane Crash In Nigeria	Ekiti West	Ikogosi
21	Onipamesan	Emure	Emure Ekiti
22	Ugbofinta Rock	Oye	Oye Ekiti
23	Asejo Water	Oye	Oye Ekiti
24	Ogbese River Source	Igede Ekiti	Irepodun/Ifelodun
25	Ugbo Oruwo Cave	Oye	Oye Ekiti
26	Ogun Oniregroove Site	Ire Ekiti	Oye Ekiti
27	Erin Ayonigba Sacred Fish Resort	Erijyan	Ekiti West

SOURCE: MINISTRY OF INFORMATION , TOURISM AND VALUE ORIENTATION, ADO EKITI

TABLE 8.4
SUMMARY OF HOTELS, EVENT CENTRES AND NOTABLE TOURIST CENTRES BY LOCAL GOVERNMENT IN EKITI STATE, 2020

S/N	LOCAL GOVERNMENT	HOTELS	%	TOURISM CENTRES	%	EVENT CENTRES	%
1	ADO	92	39.2	5	20	12	70.6
2	EFON ALAAYE	10	4.3	2	8	1	5.9
3	EKITI EAST	5	2.1	-	-	-	-
4	EKITI SOUTH WEST	8	3.4	-	-	-	-
5	EKITI WEST	12	5.1	6	24	4	23.5
6	EMURE	5	2.1	2	8	-	-
7	GBONYIN	6	2.6	-	-	-	-
8	IDO/OSI	16	6.8	-	-	-	-
9	IJERO	13	5.5	1	4	-	-
10	IKERE	17	7.2	-	-	-	-
11	IKOLE	11	4.7	1	4	-	-
12	ILEJEMEJE	3	1.3	-	-	-	-
13	IREPODUN/IFELODUN	13	5.5	3	12	-	-
14	ISE/ORUN	7	2.9	-	-	-	-
15	MOBA	5	2.1	-	-	-	-
16	OYE	12	5.1	5	20	-	-
	TOTAL	235	100	25	100	17	100

SOURCE: MINISRTY OF CULTURE ,ARTS & TOURISM, ADO EKITI

TABLE 8.5
DIRECTORY OF HOTELS AND HOSPITALITY ESTABLISHMENTS BY LOCAL GOVERNMENTS IN EKITI STATE

S/N	HOTELS	LOCATION	LOCAL GOVERNMENT
1	PATHFINDER HOTEL	IWOROKO ROAD, ADO-EKITI	ADO
2	FOUNTAIN HOTEL	TRADE FAIR COMPLEX, ADO-EKITI	ADO
3	D'BLIS TIT HOTEL	AWEDELE BEHIND ALADE FILLING STATION	ADO
4	HILL MART HOTEL	AWEDELE OFF TEXTILE ROAD, ADO-EKITI	ADO
5	SOUTHWESTERN HOTEL LTD	PINEWOOD PGK, KM2, FED POLY ROAD, ADO-EKITI	ADO
6	FABIAN HOTEL	OFF ILAWE ROAD, BEHIND POLY SATELLITE CAMPUS, ADO-EKITI	ADO
7	KSSD HOTEL	OFF ILAWE ROAD, ALONG NTA ROAD, ADO-EKITI	ADO
8	SADIAT EXECUTIVE HOTEL	ILAWE ROAD, ADO-EKITI	ADO
9	LOVELY GUEST HOUSE	EKUTE QUARTERS, ADO-EKITI	ADO
10	DAVE HOTEL	IWOROKO ROAD, ADO-EKITI	ADO
11	BEST MODEL HOTEL	OFF ILAWE ROAD, BEHIND POLY SATELLITE CAMPUS, ADO-EKITI	ADO
12	KOMMAND ROYAL HOTEL	ILAWE ROAD, ADO-EKITI	ADO
13	FRIENDLY HOTEL	IWOROKO ROAD, ADO-EKITI	ADO
14	CROWN BIZ GUEST HOUSE	IWOROKO ROAD, ADO-EKITI	ADO
15	ANISULOWO HOTEL LTD	AJILOSUN STRRET, ADO-EKITI	ADO
16	ALEX GRACE HOTEL	OKE ILA HOUSING ROAD, ADO-EKITI	ADO
17	OLUJODA HOTEL	IKERE ROAD, ADO-EKITI	ADO
18	RAJAA HOTEL	OFF IWOROKO ROAD, SIMIOLUWA, ADO-EKITI	ADO
19	CARDINAL HOTEL	OFF IWOROKO ROAD, ADEBAYO, ADO-EKITI	ADO
20	IFELODUN INTERNATIONAL HOTEL	IKERE ROAD, ADO-EKITI	ADO
21	KAY CALAX HOTEL	OKE BOLA AREA OFF AJILOSUN STREET, ADO-EKITI	ADO
22	GOD'S GRACE GUEST HOUSE	IWOROKO ROAD, BESIDE PATHFINDER HOTEL, ADO-EKITI	ADO
23	ADEBOWALE GARDEN	IWOROKO ROAD, BESIDE EKITI KETE LOADING CENTER, ADO-EKITI	ADO
24	DE LINKS MOTEL	NEC PETIUM IWOROKO ROAD, ADO-EKITI	ADO

25	ADE COMFORT HOTEL	BLOCK 6, PLOT 6 HOUSE 23 OLORAYOMI OPOPOGBORO, ADO-EKITI	ADO
26	AFRICAN HOTEL	IRONA STREET, ADO-EKITI	ADO
27	AFTER 7 HOTEL	SECRETARIAT ROAD, ADO-EKITI	ADO
28	ATLAS HOTEL	IKERE ROAD, ADO-EKITI	ADO
29	CHRISTIAN GUEST HOUSE	OKESA STREET, OPP NIG POLICE STATION, ADO-EKITI	ADO
30	COTTAGE INTERNATIONAL HOTEL	BASIRI ROAD, ADO-EKITI	ADO
31	DARES GUEST HOUSE	BOLORUNDURO STREET, OFF OLIVE LANE, ADEBAYO, ADO-EKITI	ADO
32	FEM GUEST HOUSE	ADEBAYO STREET OFF IWOROKO ROAD, ADO-EKITI	ADO
33	HOSSANNA MOTEL	OFF ILAWE ROAD, ADO-EKITI	ADO
34	ILOFIN GUEST HOUSE	OMISANJANA ROAD, ADO-EKITI	ADO
35	PLEDGE GUEST HOUSE	ORI APATA IWOROKO ROAD, ADO-EKITI	ADO
36	SHARP 12 HOTEL	IRONA ROAD, ADO-EKITI	ADO
37	PRIME GUEST HOUSE	FEDERAL POLYTECHNIC	ADO
38	STIGMA INTERNATIONAL HOTEL	IKARE ROAD, ADO-EKITI	ADO
39	UNAD GUEST HOUSE	ADEBAYO ESTATE, ADO-EKITI	ADO
40	QUEENS COURT HOTEL	IKERE ROAD, ADO-EKITI	ADO
41	WEST END HOTEL	STADIUM ROAD, ADO-EKITI	ADO
42	KURE GUEST HOUSE	GRA OFF ILAWE ROAD, ADO-EKITI	ADO
43	MOROUNFOLU GUEST HOUSE	ELEVENTH HOUSE AVENUE, OFF IWOROKO, ADO-EKITI	ADO
44	WHITE HOUSE INTERNATIONAL HOTEL	KM3, IWOROKO ROAD, ADO-EKITI	ADO
45	ROYAL CASTLE HOUSE	IYIN ROAD, ADO-EKITI	ADO
46	KINGS PALACE GUEST HOUSE	IWOROKO ROAD, ADO-EKITI	ADO
47	KAND D GUEST HOUSE	OFF POLY ROAD, ADO-EKITI	ADO
48	HOTEL BOBBY	OFF BANK ROAD OPP. ACCESS BANK, ADO-EKITI	ADO
49	LOTUS GUESTINN	OPP. OLAOLUWA MUSLIM GRAMMAR SCHOOL, ADO-EKITI	ADO
50	DICKS HOTEL	OKE ILA HOUSING ESTATE, ADO-EKITI	ADO
51	BISUN INTERNATIONAL CENTRE	IKERE ROAD, ADO-EKITI	ADO
52	KENNY GUEST HOUSE	OKE ILA STREET, ADO-EKITI	ADO
53	BOLINGO HOTELS	OKE BOLA, ADO-EKITI	ADO
54	FIRST CREATION HOTEL	OKE BOLA, ADO-EKITI	ADO
55	PROSPEROUS HOTEL	IWOROKO ROAD, ADO-EKITI	ADO

56	MIDAS HOTEL	IWOROKO ROAD, ADO-EKITI	ADO
57	AGBAYE HOTEL	KAJOLA STREET, ADO-EKITI	ADO
58	KINGS PALACE	OFF POLY ROAD, ADO-EKITI	ADO
59	EASY LIFE HOTEL	IWOROKO ROAD, ADO-EKITI	ADO
60	TICKLES RESTAURANT	IRONA ROAD, ADO-EKITI	ADO
61	MORABLAB HOTEL	EKUTE QUARTERS, ADO-EKITI	ADO
62	HIGH FLYERS HOTEL & RESORT	OFF AFAO ROAD, ADEBAYO, ADO-EKITI	ADO
63	DIDUS HOTEL	ALONG IWOROKO ROAD, ADO-EKITI	ADO
64	BELNAH HOTEL	BESIDE TRADE FAIR COMPLEX, IYIN ROAD, ADO-EKITI	ADO
65	RADIAT HOTEL	ILE-ILERI, ADEHUN, ADO-EKITI	ADO
66	DELIGHT HOTEL	ILAWE ROAD, ADO-EKITI	ADO
67	JOHN ROVERS HOTEL	IFESOWAPO STREET, OFF NOVA ROAD, BASIRI, ADO-EKITI	ADO
68	DON CLEMENTS HOTEL	PARK VIEWROAD, OFF AFAO-IWOROKO ACCESS ROAD, ADO-EKITI	ADO
69	LIZ VIC HOTEL	ALONG AFAO ROAD, ADO-EKITI	ADO
70	YEMRAF HOTEL	ALONG HOUSING ROAD, ADEBAYO ADO-EKITI	ADO
71	CARDINAL HOTEL	BACK OF THE GARAGE, IWOROKO ROAD, ADO-EKITI	ADO
72	DEJEWLS APARTMENT	ALONG POLY ROAD, ODO-ADO, ADO-EKITI	ADO
73	POPE JOHN PAUL PASTORIAL CENTRE	IKERE ROAD, ADO-EKITI	ADO
74	FESTMAG HOTEL	ALONG IKERE ROAD, ADO-EKITI	ADO
75	OLART HOTEL AND SUITES	HOUSING ROAD, ADEBAYO, ADO-EKITI	ADO
76	ALEX GRACE HOTEL ANNEX	IWOROKO ROAD, ADO-EKITI	ADO
77	ADEYIOLA GUEST HOUSE	ONIGARI, GRA, ADO-EKITI	ADO
78	KOLTOTEL PLAZA & SUITES	ONIGARI, GRA, ADO-EKITI	ADO
79	ABBA GUEST HOUSE	7, OBAFEMI ADEBOLU STREET, GRA, ADO-EKITI	ADO
80	DE XAMBRA INTERNATIONAL HOTEL	BESIDE NTA, OFF ILAWE ROAD, ADO-EKITI	ADO
81	AB HOTEL	OFF HOUSING ESTATE, ADEBAYO, ADO-EKITI	ADO
82	SHOPLINK HOTEL	RD1, OFF NOVA VIA ADEBAYO, ADO-EKITI	ADO
83	MOLAB GUEST HOUSE	IGIRIGIRI ROAD, ADO-EKITI	ADO
84	BON HOTEL	1, GRAND TOWER ROAD, IWOROKO ROAD, ADO-EKITI	ADO
85	LUXURY LAUNDERING APARTMENT	LANE 7, COVENANT AVENUE, IKERE ROAD, ADO-EKITI	ADO
86	OYEBAM HOTEL	POLY ROAD, ADO-EKITI	ADO

87	TASTY & SPICY EATERY	IWOROKO ROAD, ADO-EKITI	ADO
88	TAKE AWAY BITE AND EAT	ADAMOLEKUN ESTATE, ADEBAYO, ADO-EKITI	ADO
89	EZEKIEL OGUNTUASE HALL	12, JEMILEHIN STREET, GRA, ADO-EKITI	ADO
90	AB FOUNDATION CIVIL CENTRE	OPOPOGBORO, ADO-EKITI	ADO
91	OMOLOJU EVENT CENTRE	AFAO ROAD, ADO-EKITI	ADO
92	K.A. THE BEST HALL	OWODE STREET, NOVA ROAD, BASIRI, ADO-EKITI	ADO
IFELODUN/IREPODUN LOCAL GOVERNMENT			
1	SUNRISE GUEST HOUSE	IGEDE EKITI	IFELODUN/IREPODUN
2	LINKY MOTEL	IYIN EKITI	IFELODUN/IREPODUN
3	KOLAWOLE HOTEL	IYIN EKITI	IFELODUN/IREPODUN
4	PEACE COOL INN	ODOGBEDE, IGEDE EKITI	IFELODUN/IREPODUN
5	FAMAT GUEST HOUSE	IYIN EKITI ALONG NEW AWO ROAD	IFELODUN/IREPODUN
6	EYEMOTE HOTEL	IRO STREET, IYIN EKITI	IFELODUN/IREPODUN
7	ONWARD HOTEL	IGBEMO EKITI	IFELODUN/IREPODUN
8	KOREDE HOTEL	IGBEMO EKITI	IFELODUN/IREPODUN
9	OMO SASUN GUEST HOUSE	IWOROKO EKITI	IFELODUN/IREPODUN
10	HILL TOP HOTEL	IYIN EKITI	IFELODUN/IREPODUN
11	CORNERSTONE EXCLUSIVE GUEST	ALONG MATTER CHRISTI GIRLS SCHOOL, IGEDE EKITI	IFELODUN/IREPODUN
12	A-JAY GUEST HOUSE	IWOROKO EKITI	IFELODUN/IREPODUN
13	GOD'S WEALTH HOTELS & GARDEN	IGEDE EKITI	IFELODUN/IREPODUN
IKERE LOCAL GOVERNMENT			
1	NINIOWO HOTEL	IGBARA ODO ROAD, IKERE EKITI	IKERE
2	COLLEGE OF EDUCATION GUEST HOUSE	IGBARA ODO ROAD, IKERE EKITI	IKERE
3	TOP RANK HOTEL	IGBARA ODO ROAD, IKERE EKITI	IKERE
4	SUNNY GUEST HOUSE	AKURE ROAD, IKERE EKITI	IKERE
5	HAVANNAH GUEST HOUSE	ISE ROAD, IKERE EKITI	IKERE
6	OROLE HOTEL	SECRETARIAT ROAD, IKERE-EKITI	IKERE
7	AMOYE GUEST HOUSE	IGBARA ODO ROAD, IKERE	IKERE
8	INISA GARDEN & HOTEL	IKERE (ARAROMI)	IKERE
9	KOREDE HOTEL	ADO ROAD, IKERE EKITI	IKERE
10	SAMMY GUEST HOUSE	ADO ROAD, IKERE-EKITI	IKERE

11	SAMPHE GUEST HOUSE	IKERE EKITI	IKERE
12	IKERE HAVANNAH HOTEL	IKERE EKITI	IKERE
13	GREAT EXPECTATION	AKURE ROAD, IKERE EKITI	IKERE
14	CONVENANT HOTEL	IKERE-EKITI	IKERE
15	BOOM HOTEL	IKERE-EKITI	IKERE
16	SINBOL HOTEL	ADO ROAD, IKERE-EKITI	IKERE
17	PRINCE & PRINCESS PALACE HOTEL	IKERE EKITI	IKERE
IDO/OSI LOCAL GOVERNMENT			
1	DEKUNOLA HOTEL	F.M.C ROAD, IDO EKITI	IDO/OSI
2	HIGHWAY HOTEL	IDO EKITI	IDO/OSI
3	CITIZEN HOTEL	IGBOLE ROAD, IDO EKITI	IDO/OSI
4	MESSIAH GUEST HOUSE	IFAKI ROAD, AAYE EKITI	IDO/OSI
5	UP HILL HOTEL	GOV. COLLEGE ROAD, USI EKITI	IDO/OSI
6	JEKOYEMI GUEST HOUSE	USI EKITI	IDO/OSI
7	MOTEL EXPRESS	USI ROAD OPP. POLICE STATION	IDO/OSI
8	CELIAT HOTEL	IFAKI ROAD, IFAKI EKITI	IDO/OSI
9	MONIL HOTEL	IKOLE ROAD, IFAKI EKITI	IDO/OSI
10	OMONIYEPE GUEST HOUSE	OKE BAREKE, IDO EKITI	IDO/OSI
11	AMULUDUN HOTEL	AYETORO EKITI	IDO/OSI
12	OMONIMO HOTEL	OSI EKITI	IDO/OSI
13	HOMELAND GUST HOUSE	IFAKI EKITI	IDO/OSI
14	JOB OMORUMO HOTEL	OSI EKITI	IDO/OSI
15	HARMONY HOTEL	USI EKITI	IDO/OSI
16	KORINAT HOTEL	IDO EKITI	IDO/OSI
IKOLE LOCAL GOVERNMENT			
1	OLO GUEST HOUSE	IKOLE EKITI	IKOLE
2	OKE-OPE INT HOTEL	AYEDUN EKITI	IKOLE
3	GOD WILL HOTEL	AIYEDUN EKITI	IKOLE
4	STAR INTERNATIONAL MOTEL	ODO AIYEDUN EKITI	IKOLE
5	IFELODUN INTERNATIONAL MOTEL	OMUO EKITI	IKOLE
6	OLOPEMEJI HOTEL	TEMIDIRE, IKOLE EKITI	IKOLE

7	BAMIRIOLUSASI HOTEL	ILASA STREET, IJESA ISU EKITI	IKOLE
8	BOESAM HOTEL	IKOLE EKITI	IKOLE
9	WHITE HOUSE HOTEL	IKOLE EKITI	IKOLE
10	GALAXY GUEST HOUSE	IKOLE EKITI	IKOLE
11	IBISCO HOTEL	IKOLE EKITI	IKOLE
EFON ALAAYE LOCAL GOVERNMENT			
1	HAPPY DAY HOTEL	OPPOSITE NYSC, EFON AALAYE	EFON ALAAYE
2	OBISESAN HOTEL	ODI-OLOWO STREET, EFON AALAYE	EFON ALAAYE
3	WHITE HOUSE GUEST HOUSE	8, ORAYO STREET, EFON AALAYE	EFON ALAAYE
4	STANDARD HOTEL EFON AALAYE	EFON AALAYE	EFON ALAAYE
5	HIGHLAND CLUB GUEST HOUSE	CLUB HOUSE ROAD, ITA OSUN	EFON ALAAYE
6	OKIKY HOTEL	EFON AALAYE	EFON ALAAYE
7	KOF HOTEL	EFON AALAYE	EFON ALAAYE
8	KEMI SUPER HOTEL	EFON AALAYE	EFON ALAAYE
9	OLANIRAN SUPER GUEST INN	EFON AALAYE	EFON ALAAYE
10	FUNJAY HOTEL	EFON AALAYE	EFON ALAAYE
EMURE LOCAL GOVERNMENT			
1	EMURE LOCAL GOVERNMENT GUEST HOUSE	EMURE EKITI	EMURE
2	YINKUS HOTEL	EMURE EKITI	EMURE
3	TINTOMS HOTEL	EMURE EKITI	EMURE
4	EMBASSY GUEST HOUSE	EMURE EKITI	EMURE
5	SUNRISE HOTEL	EMURE EKITI	EMURE
ISE ORUN LOCAL GOVERNMENT			
1	DAYUS HOTEL	ISE EKITI	ISE ORUN
2	SUPER CARE HOTEL	ISE EKITI	ISE ORUN
3	JIDE JIDE HOTEL	ISE EKITI	ISE ORUN
4	CLIMAX GUEST INN	ISE EKITI	ISE ORUN
5	CLASSIC HOTEL	ISE EKITI	ISE ORUN
6	ULIZZA HOTEL	ISE EKITI	ISE ORUN
7	BLUE DIAMOND HOTEL	ISE EKITI	ISE ORUN
IJERO LOCAL GOVERNMENT			

1	PALACE HOTEL	IJERO EKITI	IJERO
2	BABALOGBO HOTEL	IJERO EKITI	IJERO
3	DE-LINK MOTEL	IJERO EKITI	IJERO
4	WURABOLA GUEST HOUSE	IJERO EKITI	IJERO
5	PRINCESS WAYS	IJERO EKITI	IJERO
6	GBENRO HOTEL	IJERO EKITI	IJERO
7	ORANMIYAN	IJERO EKITI	IJERO
8	FOLAMI GUEST HOUSE	IJERO EKITI	IJERO
9	OROKIN HOTEL	IJERO EKITI	IJERO
10	WHITE HOUSE SUITES	IJERO EKITI	IJERO
11	FELICIA HOTEL	IJERO EKITI	IJERO
12	AYODELE GUEST HOUSE	IJERO EKITI	IJERO
13	HOUSE 9 HOTEL	IJERO EKITI	IJERO
GBONYIN LOCAL GOVERNMENT			
1	HIS MODEL HOTELS	ODE EKITI	GBONYIN
2	HALUSIN GUEST INN	IJAN EKITI	GBONYIN
3	FOLAT INTERNATIONAL HOTEL	ODE EKITI	GBONYIN
4	TOP KLASS HOTEL	ILUOMOBA EKITI	GBONYIN
5	IYA NEPA RELAXATION CENTRE	ILUOMOBA EKITI	GBONYIN
6	CROWN GARDEN RESORT CENTRE	ILUOMOBA EKITI	GBONYIN
EKITI EAST LOCAL GOVERNMENT			
1	TITILAYO ROYAL INN	OMUO EKITI	EKITI EAST
2	OLO GUEST HOUSE	KOTA EKITI	EKITI EAST
3	YAHU HOTEL	OMUO EKITI	EKITI EAST
4	YEMI JULIYS GUEST HOUSE	OMUO EKITI	EKITI EAST
5	ROYAL PALACE RESORT	KOTA EKITI	EKITI EAST
MOBA LOCAL GOVERNMENT			
1	SUCCESS HOTEL	OKE-ODO STREET, OTUN EKITI	MOBA
2	LULI GUEST HOUSE	ODO-OJA STREET, OTUN EKITI	MOBA
3	SOLA GUEST HOUSE	OTUN ROAD, IGOGO EKITI	MOBA
4	HIGH HILL HOTEL	GRAMMAR SCHOOL ROAD, IKUN EKITI	MOBA

5	UNIQUE HOTEL	AYETORO ROAD, OTUN EKITI	MOBA
ILEJEMEJE LOCAL GOVERNMENT			
1	BENNY ROSE GUEST HOUSE	FAKUNLE BROTHERS ESTATE, IYE EKITI	ILEJEMEJE
2	BSA HOTEL	AISEGBA EKITI	ILEJEMEJE
3	EDDIE GUEST HOUSE	ILUMOBA EKITI	ILEJEMEJE
EKITI WEST LOCAL GOVERNMENT			
1	WARM SPRINGS MOTEL	IKOGOSI EKITI-IPOLE-ILORO ROAD	EKITI WEST
2	OMO AWO HOTEL	ERIJIAN EKITI	EKITI WEST
3	JUBILEE HOTEL	ERIO EKITI	EKITI WEST
4	SWEET MOTHER HOTEL	ERIJIAN EKITI	EKITI WEST
5	RADIAT HOTEL	ARAMOKO EKITI	EKITI WEST
6	STAR ROCKVIEW HOTEL	ERIO EKITI	EKITI WEST
7	IJELU ROCK MOTEL	ARAMOKO EKITI ILASA ROAD	EKITI WEST
8	ROSA FLORA HOTEL	IGEDE ROAD, ARAMOKO EKITI	EKITI WEST
9	APANISILE HOTEL	IJERO ROAD, ARAMOKO EKITI	EKITI WEST
10	PLAZZA HOTEL	OKEMESI EKITI	EKITI WEST
11	ROYAL HOTEL	OKEMESI EKITI	EKITI WEST
12	IRETI AYO HOTEL	OKEMESI EKITI	EKITI WEST
OYE LOCAL GOVERNMENT			
1	MAYEGUN ROYAL HOTEL	ILUPEJU ROAD, OYE EKITI	OYE
2	OBALATAN MOTEL	EGBE STREET, OYE EKITI	OYE
3	TESTIMONY HOTEL AND RESORT	ILUPEJU EKITI	OYE
4	YAKASKO HOTEL	ELESE STREET, ILUPEJU EKITI	OYE
5	AIYEDOGBON HOTEL	IKOLE ROAD, ITAPA EKITI	OYE

CHAPTER 9

WOMEN AFFAIRS AND GENDER EMPOWERMENT

WOMEN AFFAIRS

TABLE 9.1
NUMBER OF CHILD'S RIGHT CLUBS, FUNCTIONAL WOMEN COOPERATIVE SOCIETIES AND WOMEN DEVELOPMENT CENTRES
IN EKITI STATE, 2020 – 2021

S/N	LOCAL GOVERNMENT AREA	NO. OF EXISTING CHILD RIGHT CLUB ESTABLISHED		NO. OF WOMEN DEVELOPMENT CENTRES	
		2020	2021	2020	2021
1	ADO	-	-	1	1
2	EFON ALAAYE	-	-	-	1
3	EKITI EAST	-	-	-	-
4	EKITI SOUTH WEST	-	-	-	-
5	EKITI WEST	-	-	-	-
6	EMURE	-	-	-	1
7	GBONYIN	-	-	-	-
8	IDO/OSI	-	-	-	-
9	IJERO	-	-	-	-
10	IKERE	-	-	-	-
11	IKOLE	-	-	1	-
12	ILEJEMEJE	-	-	-	1
13	IREPODUN/IFELODUN	-	-	1	-
14	ISE/ORUN	-	-	-	-
15	MOBA	-	-	-	-
16	OYE	-	-	-	-
TOTAL		-	-	2	4

SOURCE: MINISTRY OF WOMEN AFFAIRS, SOCIAL DEVELOPMENT AND GENDER EMPOWERMENT, EKITI STATE

TABLE 9.2
SOME OTHER WOMEN AND CHILDREN PROGRAMMES / PROJECTS IN EKITI STATE, 2020-2021

		2020	2021
1	Registered NGOs	17	9
2	Registered CBOs	2	4
3	Women Functional Development Centre	1	4
4	Women Trained for Leadership Roles	-	-
5	Trained for Assertiveness Course	-	-
6	Food Processing Machines Supplied by Ministry of Women Affairs	-	-
7	Cassava Processing Machine and for Pepper Grinding Machine	-	-
8	Existing Childs Right Club	-	-
9	Ekiti State Childs Right Implementation and Monitoring Committee Member	30	30
10	No. of Creches in the Women Development Centre in the 16 LGAs	-	-
11	Women Trained in Modern Bee Keeping Projects in each of 16 LGAs of the State	-	-
	TOTAL	50	47

Source: Ministry of Women Affairs, Social Development and Gender Empowerment, Ekiti State

Existing law & policies

- i. A law to prohibit harmful widowhood rites in Ekiti State, 2002
- ii. A law to prohibit Female Genital Mutilation in Ekiti State, 2002
- iii. Ekiti State Childs Rights Law, 2006

TABLE 9.3
DISTRIBUTION OF FAMILY CASES ENTERTAINED AND RECONCILED ON ZONAL BASIS IN EKITI STATE, 2020-2021

S/N	ZONE	LOCAL GOVERNMENT COVERED	NO OF FAMILY CASES		NO OF FAMILY RECONCILED		NO OF PENDING		% FAMILY CASES RECONCILED	
			2020	2021	2020	2021	2020	2021	2020	2021
1	ADO	ADO, IREPODUN / IFELODUN	37	54	30	42	-	12	68.2	59.2
2	IKERE	IKERE, EMURE, ISE/ORUN, EKITI SOUTH WEST	4	15	2	11	2	4	4.6	15.5
3	IKOLE	IKOLE, EKITI EAST, GBONYIN, OYE	17	9	10	5	-	4	22.6	7.1
4	IJERO	IJERO, EKITI WEST, EFON	-	9	-	7	-	2	-	9.9
5	IDO	IDO/ OSI, MOBA, ILEJEMEJE	2	7	2	6	-	1	4.6	8.6
		TOTAL	60	94	44	71	2	23	100	100

Source: Ministry of Culture, Arts & Tourism, Ado Ekiti

TABLE 9.4
NUMBER OF JUVENILE CASES ENTERTAINED BY THE SOCIAL WELFARE DEPARTMENT BY NATURE OF OFFENCE IN EKITI STATE, 2020

S/N	OFFENCE AGAINST REGULATIONS	NEW						BROUGHT OVER						TOTAL				
		BOYS			GIRLS			BOYS			GIRLS			BOYS		GIRLS		
		CH	Y	TOTAL	CH	Y	TOTAL	CH	Y	TOTAL	CH	Y	TOTAL	CH	Y	CH	Y	TOTAL
1	Robbery	-	1	-	-	-	-	-	-	-	-	-	-	1	-	-	-	1
2	Prostitution	-	-	-	3	-	-	-	-	-	-	-	-	-	-	3	-	3
3	Arson	-	1	-	-	-	-	-	-	-	-	-	-	-	1	-	-	1
4	Unlawful wounding	-	-	-	-	-	-	-	-	-	-	-	-	-	-	-	-	-
5	Indecent assault	-	-	-	-	-	-	-	-	-	-	-	-	-	-	-	-	-
6	Stealing	2	10	-	-	-	-	-	-	-	-	-	-	2	10	-	-	12
7	Unlawful possession	-	-	-	-	-	-	-	-	-	-	-	-	-	-	-	-	-
8	Receiving stolen property	-	-	-	-	-	-	-	-	-	-	-	-	-	-	-	-	-
9	Found child	-	2	-	-	-	-	-	-	-	-	2	-	-	2	-	2	4
10	Forced Marriage	-	-	-	1	-	-	-	-	-	-	-	-	-	-	1	-	1
11	Breach of recognizance order	-	-	-	-	-	-	-	-	-	-	-	-	-	-	-	-	-
12	Rape	-	4	-	-	1	-	-	-	-	-	-	-	-	4	-	1	5
13	Murder	-	-	-	-	-	-	-	1	-	-	-	-	-	1	-	-	1
14	Beyond Parental Control	-	2	-	1	-	-	-	-	-	-	-	-	-	2	1	-	3
	TOTAL	2	20	-	5	1	-	-	1	-	-	2	-	3	20	5	3	31

Source: Social Welfare Department, Ministry of Women Affairs.

TABLE 9.5
NUMBER OF JUVENILE CASES ENTERTAINED BY THE SOCIAL WELFARE DEPARTMENT BY NATURE OF OFFENCE IN EKITI STATE, 2021

S/N	OFFENCE AGAINST REGULATIONS	NEW						BROUGHT OVER						TOTAL					
		BOYS			GIRLS			BOYS			GIRLS			BOYS		GIRLS			
		CH	Y	TOTAL	CH	Y	TOTAL	CH	Y	TOTAL	CH	Y	TOTAL	CH	Y	CH	Y	TOTAL	
1	Idleness and disorderliness	-	-	-	-	-	-	-	-	-	-	-	-	-	-	-	-	-	
2	Assault	-	-	-	46	21	-	-	-	-	46	21	-	-	-	46	21	67	
3	Assault occasioning harms	-	-	-	-	-	-	-	-	-	-	-	-	-	-	-	-	-	
4	Rape	-	-	-	-	-	-	-	-	-	-	-	-	-	-	-	-	-	
5	Prostitution	-	-	-	-	-	-	-	-	-	-	-	-	-	-	-	-	-	
6	Stealing	-	-	-	-	-	-	-	-	-	-	-	-	-	-	-	-	-	
7	Unlawful possession	-	-	-	-	-	-	-	-	-	-	-	-	-	-	-	-	-	
8	Arson	-	-	-	-	-	-	-	-	-	-	-	-	-	-	-	-	-	
9	Forgery / Stolen property	-	-	-	-	-	-	-	-	-	-	-	-	-	-	-	-	-	
10	Force marriage	-	-	-	-	-	-	-	-	-	-	-	-	-	-	-	-	-	
11	Found Child	-	-	-	-	-	-	-	-	-	-	-	-	-	-	-	-	-	
12	Robbery	-	1	-	-	-	-	-	-	-	-	-	-	-	-	-	-	-	
13	Murder	-	-	-	-	-	-	-	-	-	-	-	-	-	-	-	-	-	
14	Beyond Parental Control	-	-	-	-	-	-	-	-	-	-	-	-	-	-	-	-	-	
	TOTAL	-	1	-	46	21	-	-	-	-	46	21	-	-	-	46	21	67	

Source: Ministry of Culture, Arts & Tourism, Ado Ekiti

CHAPTER 10
KNOWLEDGE ECONOMY
EDUCATION AND HUMAN CAPITAL
DEVELOPMENT



SCHOOL ENTERPRISE PROJECTS

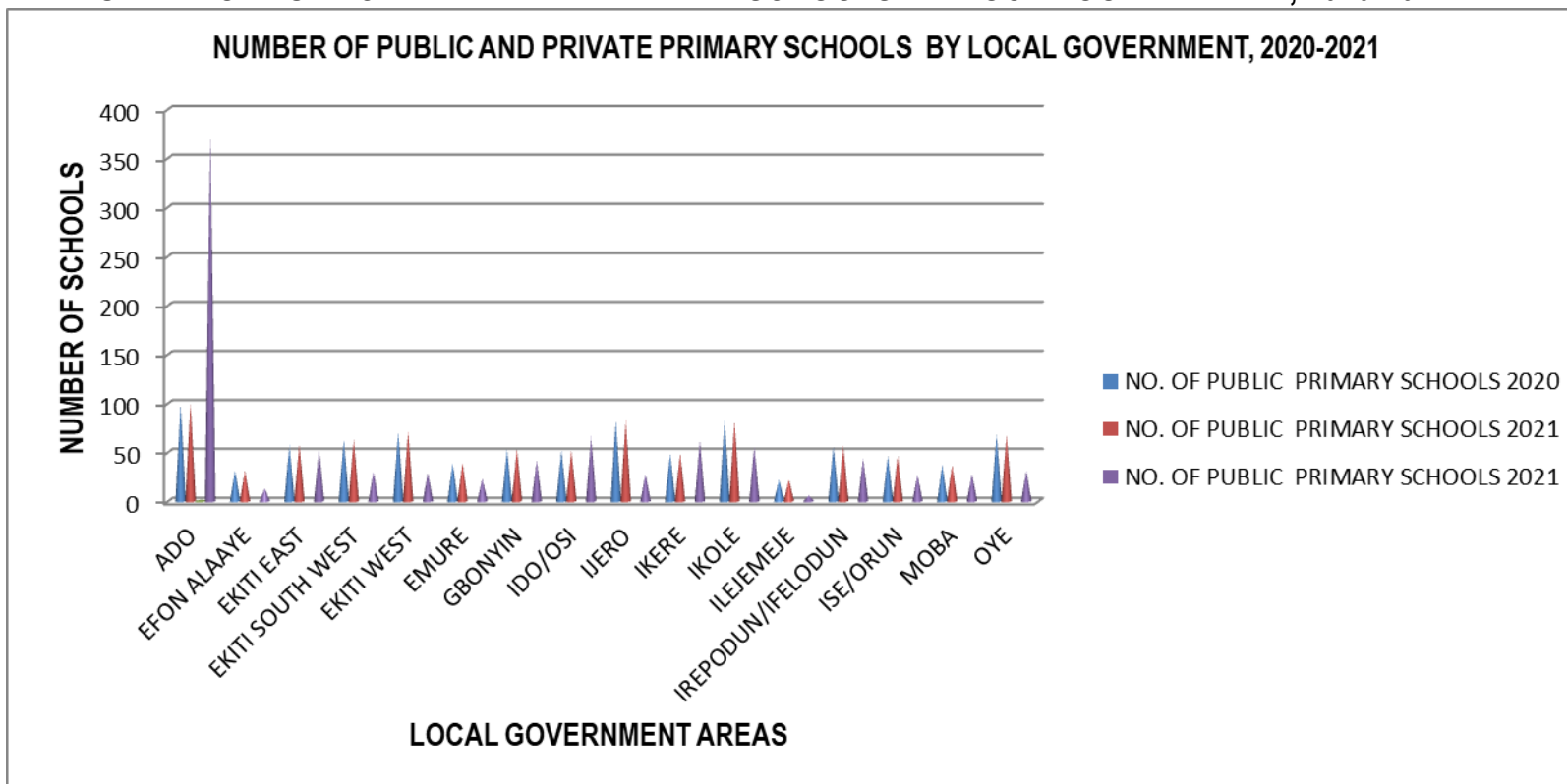


EDUCATION



TABLE 10.1

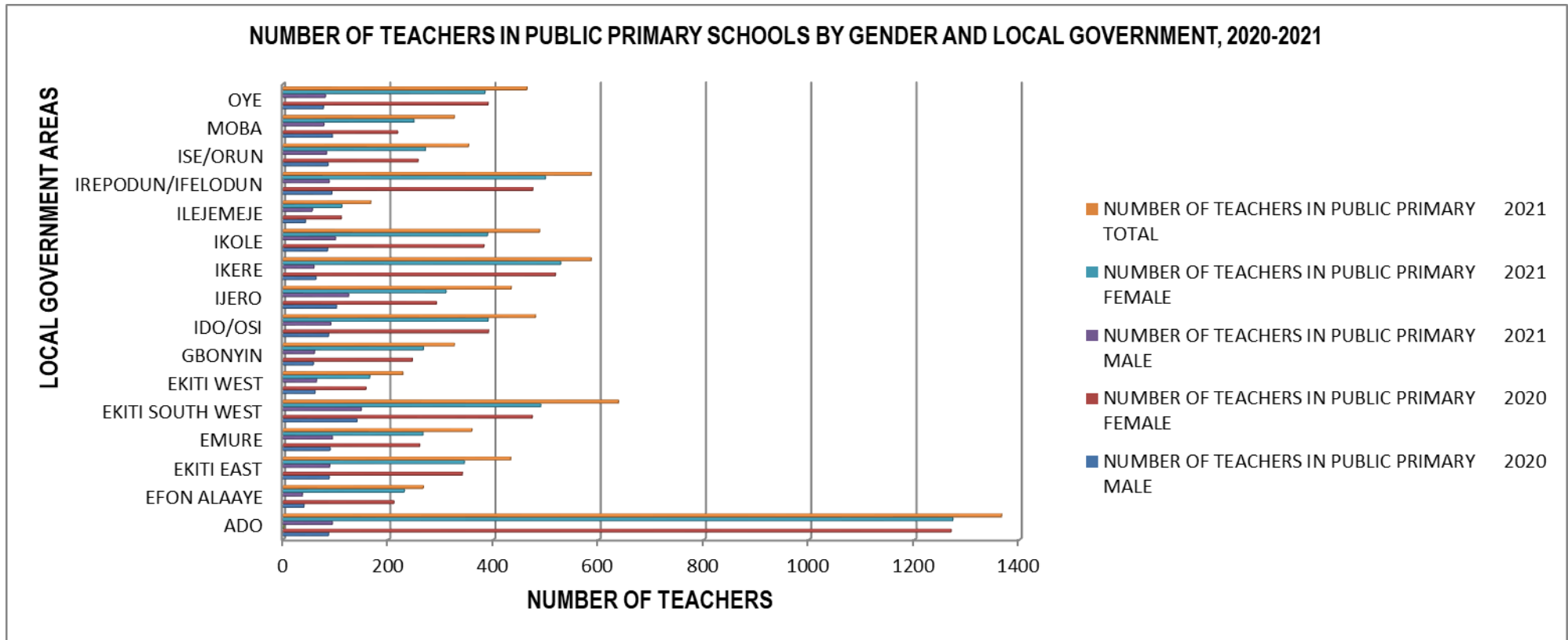
NUMBER OF PUBLIC AND PRIVATE PRIMARY SCHOOLS BY LOCAL GOVERNMENT, 2020-2021



Source : Ministry of Education, Ado Ekiti

TABLE 10.2

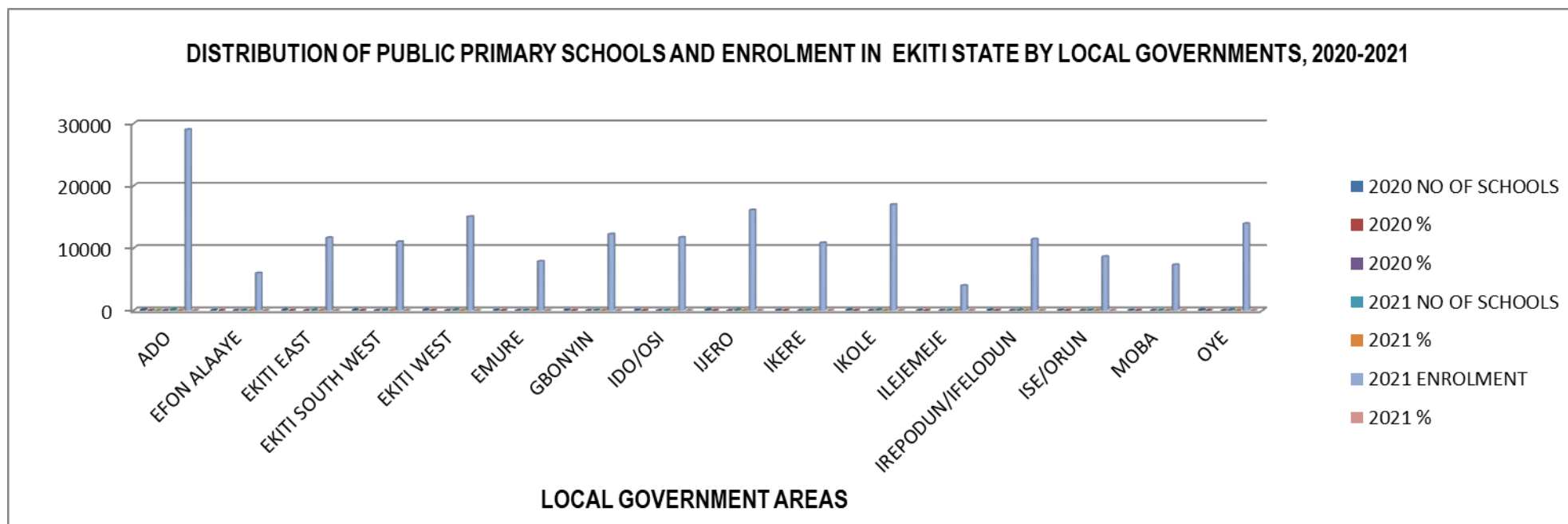
NUMBER OF TEACHERS IN PUBLIC PRIMARY SCHOOLS BY GENDER AND LOCAL GOVERNMENT, 2020-2021



Source: Ministry of Education, Ado Ekiti

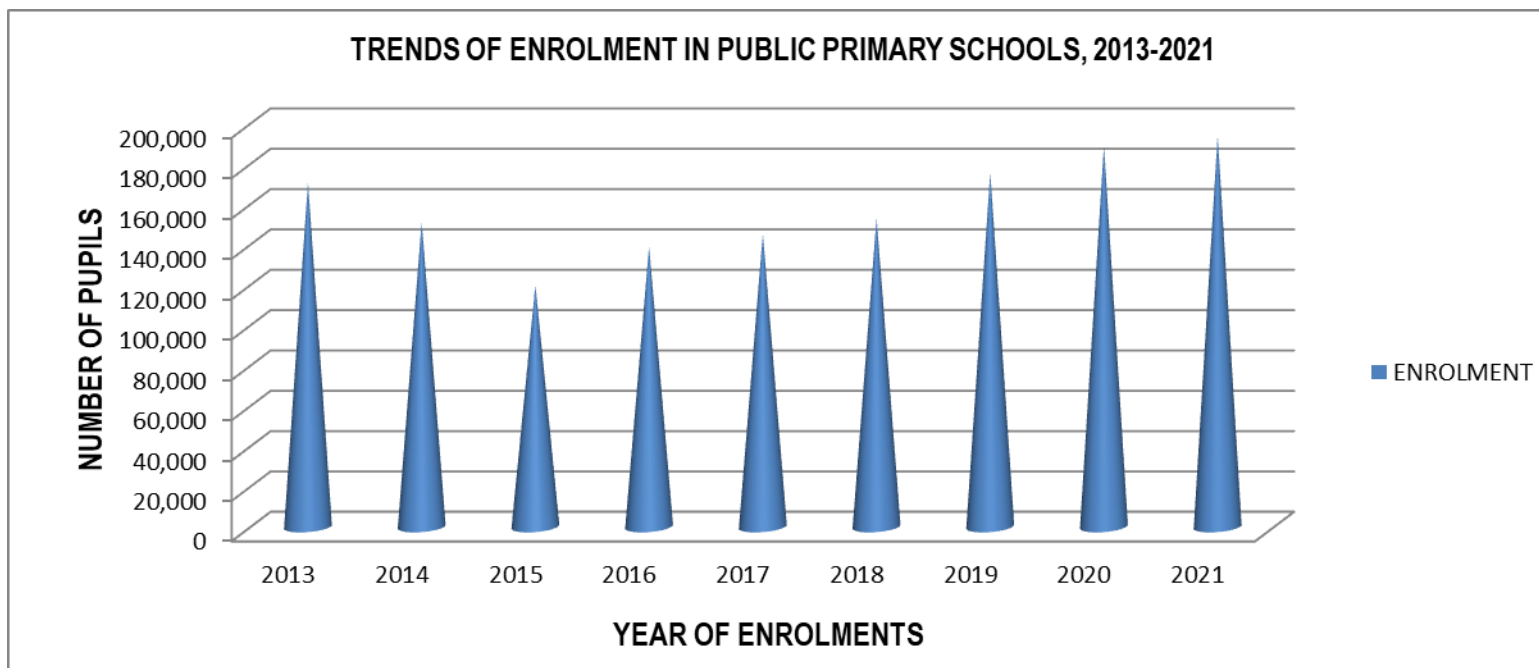
TABLE 10.3

DISTRIBUTION OF PUBLIC PRIMARY SCHOOLS AND ENROLMENT IN EKITI STATE BY LOCAL GOVERNMENTS, 2020-2021



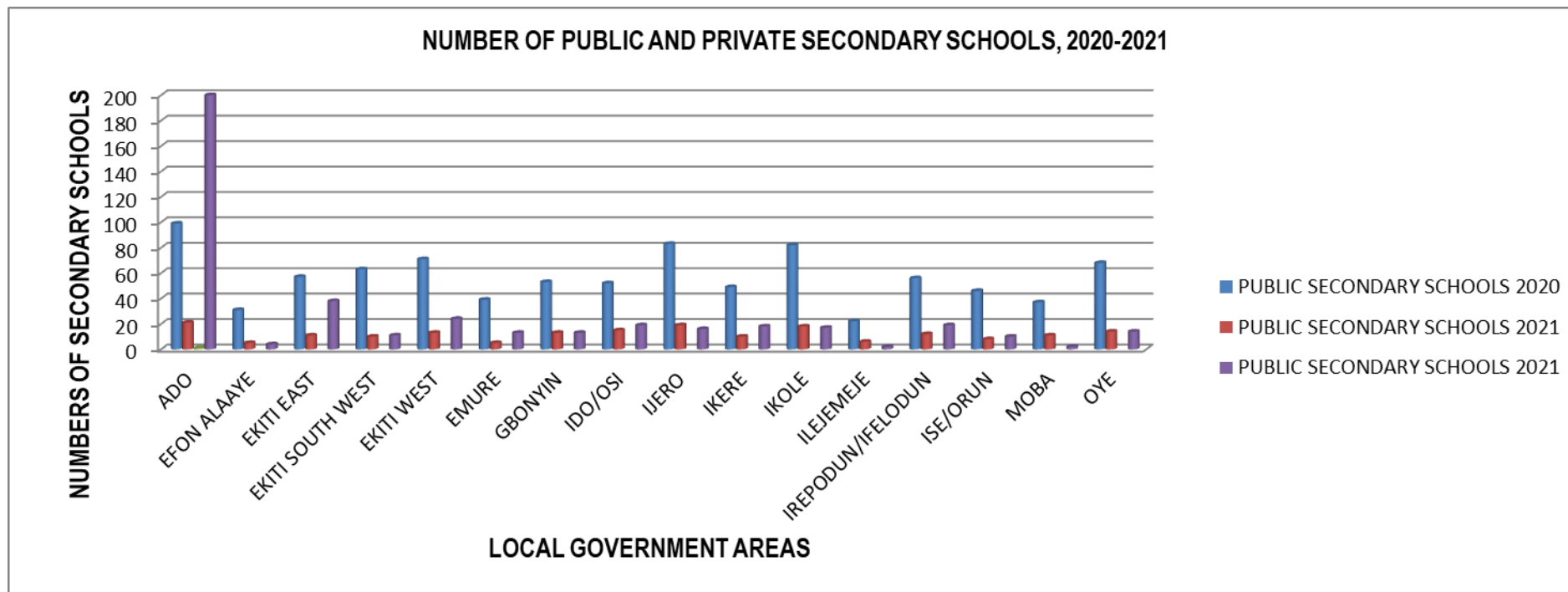
Source:Ministry of Education, Ado Ekiti

TABLE 10.4
TRENDS OF ENROLMENT IN PUBLIC PRIMARY SCHOOLS, 2013 – 2021



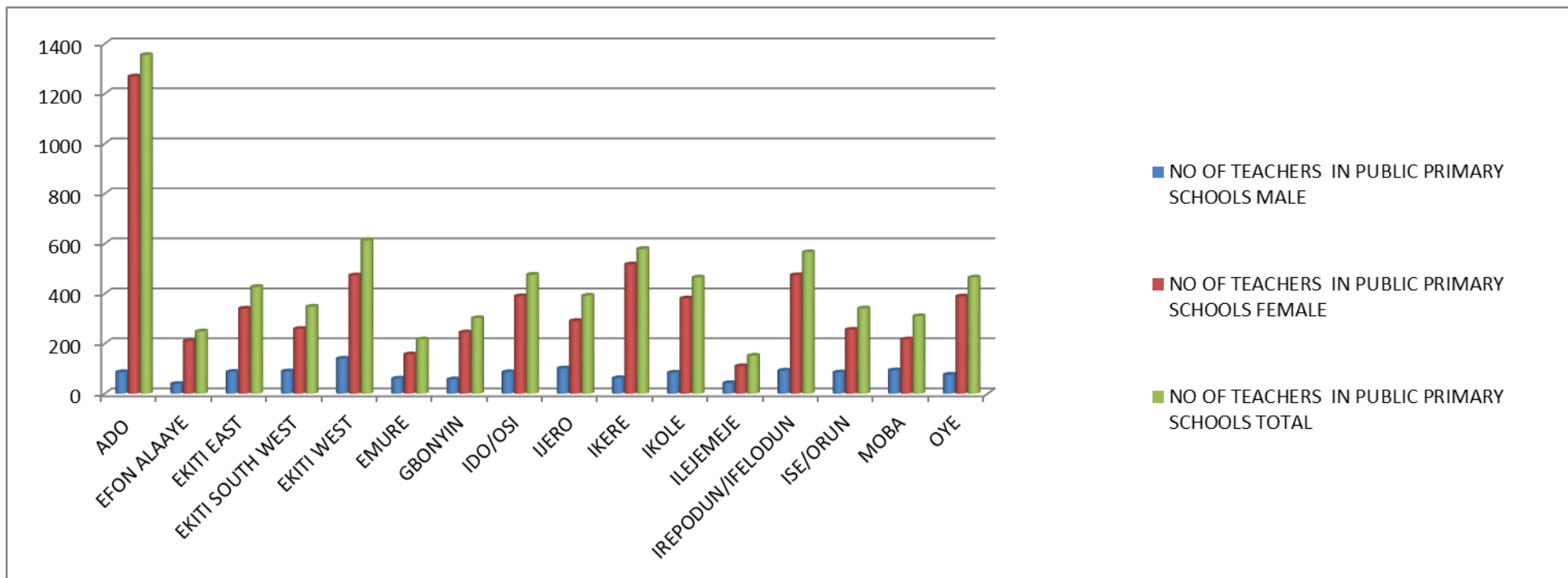
Source: Ministry of Education, Ado Ekiti

TABLE 10.5



Source: Ministry of Education, Ado Ekiti

TABLE 10.6
NUMBER OF TEACHERS IN PUBLIC AND PRIVATE SECONDARY SCHOOLS BY GENDER AND LOCAL GOVERNMENT, 2020



Source: Ministry of Education, Ado Ekiti

TABLE 10.7
NUMBER OF TEACHERS IN PUBLIC AND PRIVATE SECONDARY SCHOOLS BY GENDER AND LOCAL GOVERNMENTS, 2021

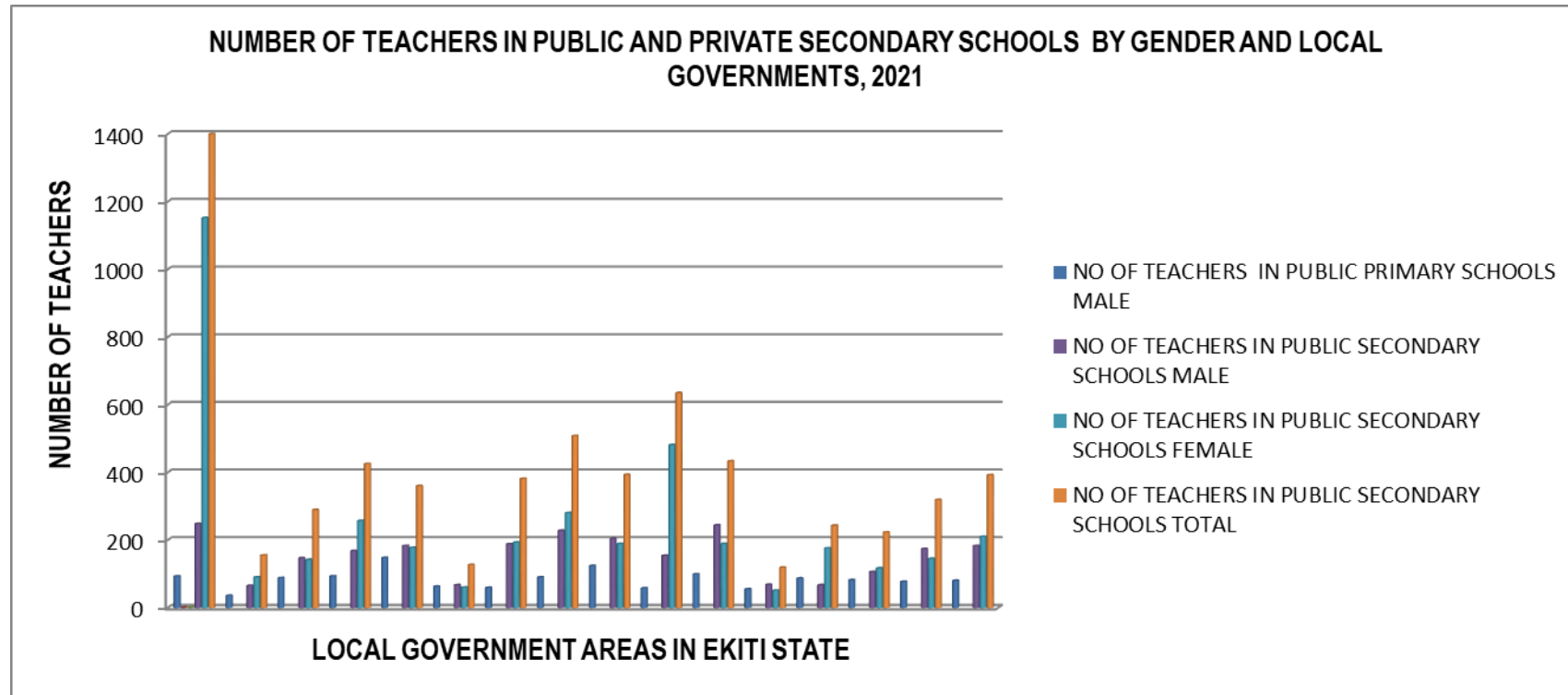


TABLE 10.8
FREE UTME BENEFICIARIES IN EKITI STATE, 2020-2021

YEAR	NUMBER OF BENEFICIARIES
2020	2000
2021	2266

Source: Ministry Of Education, Ado - Ekiti

TABLE 10.9
SUMMARY OF EDUCATIONAL INSTITUTIONS IN EKITI STATE, 2020-2021

S/N	TYPE OF INSTITUTION	PUBLIC		PRIVATE	
		2020	2021	2020	2021
1	PRIMARY SCHOOLS	908	910	913	913
2	NOMADIC SCHOOLS	-	-	NA	NA
3	SPECIAL SCHOOLS	-	3	NA	NA
4	J . S . S / S . S . S	205	203	NA	NA
5	TECHNICAL COLLEGES	5	5	NA	NA
6	COLLEGE OF HEALTH TECHNOLOGY	1	1	NA	NA
7	SCHOOL OF NURSING	1	1	NA	NA
8	SCHOOL OF MIDWIFERY	1	1	NA	NA
9	COLLEGE OF EDUCATION	1	-	NA	NA
10	POLYTECHNIC	2	1	2	2
11	UNIVERSITY	2	3	1	1

Source: Ministry Of Education, Ado Ekiti

TABLE 10.10
BENEFICIARIES OF EKITI STATE SCHOOL SCHOLARSHIP SCHEME, 2021

S/N	CATEGORY OF STUDENTS	NO OF STUDENTS	AMOUNT PER STUDENT(₦)	AMOUNT INVOLVED (₦)
1	UNIVERSITY	337	₦ 60,000.00	₦20,220,000.00
2	POLYTECHNIC			
3	NCE			
4	PHYSICALLY CHALLENGED	31	₦ 60,000.00	₦1,860,000.00
5	ONE YEAR ABROAD (FRENCH)	-	-	-
6	AVIATION SCHOOL (PILOT STUDENTS)	-	-	-
7	MASTERS, NIGERIA	91	₦ 250,000.00	₦ 22,750,000.00
8	MASTERS, OVERSEAS			
9	PH.D, OVERSEAS			
10	PH.D, NIGERIA	86	₦ 750,000.00	₦64,500,000.00
	TOTAL	545	₦ 1,120,000.00	₦109,330,000.00

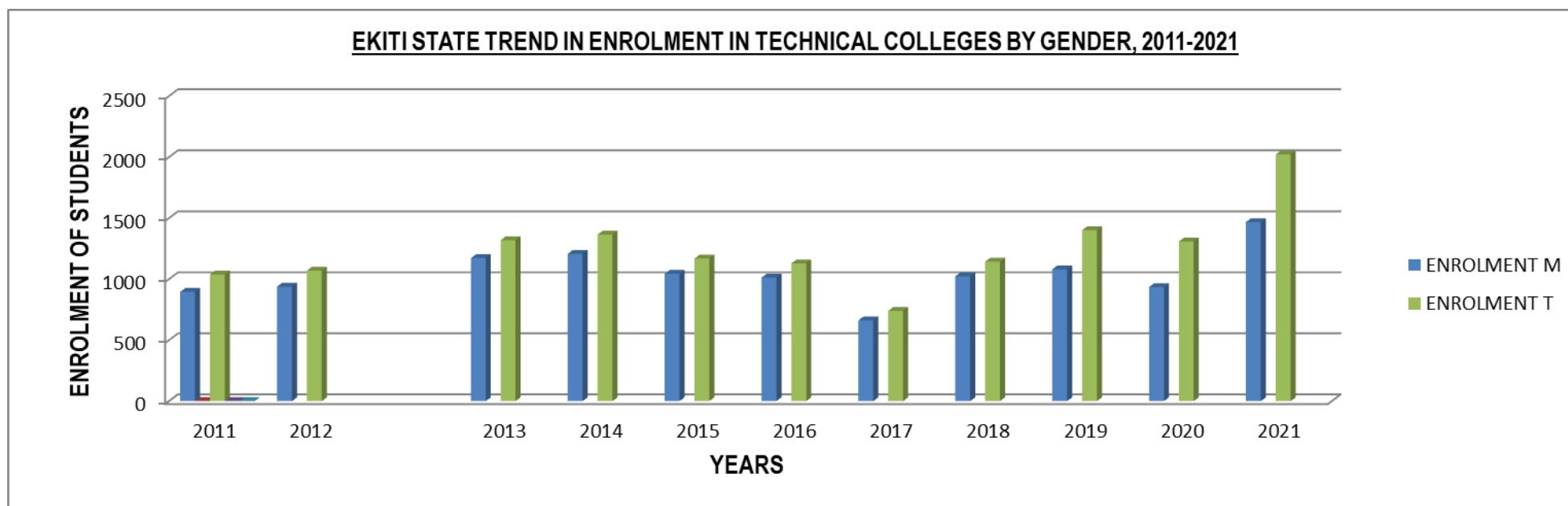
Source: Ekiti State Scholarship Board, Ado Ekiti

TABLE 10.11
BURSARY FOR STUDENTS OF TERTIARY INSTITUTIONS, 2021

S/N	CATEGORY OF STUDENTS	NUMBER OF STUDENTS	AMOUNT PER STUDENT (₦)	TOTAL AMOUNT INVOLVED (₦)
1	UNIVERSITY	3,098	10,000.00	₦ 30,980,000.00
2	POLYTECHNIC			
3	N C E			
	TOTAL	3,098	10,000.00	₦ 30,980,000.00

SOURCE: SCHOLARSHIP BOARD, ADO EKITI

TABLE 10.12
EKITI STATE TREND IN ENROLMENT IN TECHNICAL COLLEGES BY GENDER, 2011-2021



SOURCE: BOARD FOR TECHNICAL AND VOCATIONAL EDUCATION ADO EKITI

CHAPTER 11

INFRASTRUCTURE & INDUSTRIAL DEVELOPMENT

ROAD**TABLE 11.1****LIST OF ON-GOING ROAD PROJECTS IN EKITI STATE , 2020 - 2021**

S/N	PROJECT DESCRIPTION	LENGTH IN KILOMETRE	DATE OF AWARD	EXPECTED DATE OF COMPLETION	LEVEL OF PERFORMANCE COMPLETION	CONTRACT SUM
1	Rehabilitation of Iropora – Epe – Ijero Road	11.2km	26 th April, 2016	Sept, 2016	90.4%	134,758,784.48
2	Rehabilitation of Ado – Afao road	10.8km	23 th Feb, 2018	Aug, 2018	COMPLETED	213,784,956.00
3	Rehabilitation Ilupeju – Ire – Ijan road	25.6km	19 th Dec, 2019	18 Dec, 2017	COMPLETED	2,354,997,197.37
4	Rehabilitation of Ado Township road (Group B)	7.77km	July, 2012	Aug, 2017	85.5%	582,897,538.13
5	Otun – Osan Ora Boundary	8.1km	Nov, 2017	May, 2018	50.28%	272,844,274.50
6	Dualisation of New Ado Ekiti - Iyin Ekiti Road	7.5km	27 th Feb, 2019	Feb, 2021	COMPLETED	8,923,895,255.98
7	Rehabilitation Of Ekiti State University Teaching Hospital (EKSUTH) Internal Roads	1.5KM	20 TH June, 2019	Dec, 2019	COMPLETED	147,582,947.37
8	ConStruction Of Internal Roads, Federal University, Oye Ekiti	450m	24-Oct-19	24- Apr-20	51%	78,878,210.53
9	Construction Of Lined Drain And Fillings At 132/133 Kva, Omisanjana,	320M	26-Nov-19	26-May-20	85%	25,332,123.16
10	Construction Of Bridge Over River Elemi	30m	31-Oct-19	31-Jan-20	98%	186,437,433.05
11	Rehabilitation of oye – iye – ikun – otun- road	43km				

Source: Ministry of Works and Transportation

TABLE 11.2
STATE ROADS AND THEIR CONDITIONS, 2020-2021

Road construction	2020		2021	
	Length in kilometer	%	Length in kilometer	%
Kilometre tarred and in Good Condition	223.9km	17.4	223.9km	17.4
Kilometre tarred and in Fair Condition	657.4km	51.2	657.31km	51.2
Kilometre tarred in Bad Condition	258.1km	20.1	250.11km	20.1
Kilometre Untarred	144.85km	11.3	144.85km	11.3
Total	1,284.25km	100	1,284.25km	100

SOURCE: MINISTRY OF WORKS AND TRANSPORTATION, ADO EKITI

WATER



TABLE 11.3
DISTRIBUTION OF WATER SUPPLY AND CONSUMPTION IN EKITI STATE, 2020

S/N	SCHEMES	LOCATION	AVERAGE CAPACITY PER DAY/M ³	PRODUCTION CAPACITY PER DAY/M ³	LGA SERVED	NUMBER OF TOWNS SERVED	NUMBER OF TOWNS NOT SERVED	BUDGET PER DAY (WATER TO BE PRODUCED) M ³	CONSUMPTION (ACTUAL WATER PRODUCED) M ³
1	ERO	IKUN EKITI	104,500	52,250	MOBA, ILEJEMEJE, OYE, IDO/OSI, IREPODUN/IFELODUN, ADO, IJERO, EKITI WEST, EKITI SOUTH WEST	-	-	-	-
2	UREJE	ADO	10,000	10,000	ADO	1	-	10,000	-
3	ITAPAJI	ITAPAJI	5,175		IKOLE	-	-		-
4	EGBE	EGBE	66,000	40,260	GBONYIN, ISE/ORUN, EMURE, EKIT EAST, ADO	-	-	-	-
5	IDO-ILE	IDO-ILE	225	225	EKITI WEST	1	-	225	25
6	OKEMESI	OKEMESI	400	400	EKITI WEST	1	-	400	82
7	EFON	EFON	625	625	EKITI WEST	1	-	625	285
8	IKERE BOREHOLE	IKRE	225	225	IKERE	1	-	225	225
9	ERINJIYAN	ERINJIYAN	1,200		EKITI WEST	1	-	1,200	
10	IGBARA ODO	IGBARA ODO	50		EKITI SOUTH WEST	1	-		

SOURCE: EKIT STATE WATER CORPORATION

TABLE 11.4
DISTRIBUTION OF WATER SUPPLY AND CONSUMPTION IN EKITI STATE, 2021

S/N	SCHEMES	LOCATION	AVERAGE CAPACITY PER DAY/M ³	PRODUCTION CAPACITY PER DAY/M ³	LGA SERVED	NUMBER OF TOWNS SERVED	NUMBER OF TOWNS NOT SERVED	BUDGET PER DAY (WATER TO BE PRODUCED) M ³	CONSUMPTION (ACTUAL WATER PRODUCED) M ³
1	ERO	IKUN EKITI	104,500	52,250	MOBA, ILEJEMEJE, OYE, IDO/OSI, IREPODUN/IFELODUN, ADO, IJERO, EKITI WEST, EKITI SOUTH WEST	36	30	52,250	8,714
2	UREJE	ADO	10,000	10,000	ADO	1	-	10,000	3,762
3	ITAPAJI	ITAPAJI	5,175		IKOLE	-	-		-
4	EGBE	EGBE	66,000	40,260	GBONYIN, ISE/ORUN, EMURE, EKIT EAST, ADO	8	52	-	NEGLIGBLE
5	IDO-ILE	IDO-ILE	225	225	EKITI WEST	1	-	225	25
6	OKEMESI	OKEMESI	400	400	EKITI WEST	1	-	400	82
7	EFON	EFON	625	625	EKITI WEST	1	-	625	285
8	IKERE BOREHOLE	IKRE	225	225	IKERE	1	-	225	225
9	ERINJIYAN	ERINJIYAN	1,200	-	EKITI WEST	1	-	1,200	-
10	IGBARA ODO	IGBARA ODO	50	-	EKITI SOUTH WEST	1	-	-	-

SOURCE: EKIT STATE WATER CORPORATION

TABLE 11.5
EXISTING SPRINGS IN SOME TOWNS / VILLAGES AS A SOURCE OF WATER SUPPLY, 2020

1	ADO	OLOTORO, ELEMI, OMISANJANA
2	IGEDE	ELEMI, OGANGAN
3	IYIN	ORUNRO
4	IKERE	KOGUN, OWURUWURU
5	IGBARA ODO – IKOGOSI- ERIJIYAN	ERITA, ETIO, WARMSPRING
6	IDO – ILE	OTUTOKUN
7	ORIN / IKUN/EWU	ERO
8	OKEMESI	ADA
9	EFON	ONI
10	IRE	EDUNDUN
11	IFAKI	AROTOTO, OMI AGBEDO, OMI OBA
12	IYIN	ORUNRO
13	ADO	UREJE
14	IPOLE ILOORO	ARINTA
15	ITAPAJI	ELE

Source:Water Corporation,Ado Ekiti

TABLE 11.6
SOURCE OF WATER IN LOCAL GOVERNMENT AREA OF EKITI STATE , 2020

LOCAL GOVERNMENT AREA	HEADWORKS	PIPEBORNE WATER	NUMBER OF TOWNS/ VILLAGES	SPRING STREAM
ADO	Ureje water scheme	2,843(F)	1	Ureje Omisanjana
EFON	Efon Alaaye Old/New	73	1	Oni Spring – in take
EKITI EAST	Egbe Dam	59(F)	-	Little Osse River
MOBA	Ero Dam	-	-	Ero River
EKITI SOUTH WEST	Igbara Odo Mini Dam	446(F)	2	Erinta
OYE	Ero	432(F)	9	Ero River
EKITI WEST	Ipole Iloro	527(F)	4	Ero River
ISE/ ORUN	Egbe Dam	-	-	Little Osse
EMURE	Egbe Dam	-	-	River
GBONYIN	Egbe Dam	445(F)	9	Little Osse River
IDO – OSI	Ero Dam	-	-	Ero River
ILEJEMEJE	Ero Dam	260(F)	7	Ero River
IJERO	Ero Dam	1306(F)	13	Ero River
IREPODUN/IFELODUN	Ero Dam	936(F)	7	Ero River
IKERE	Borehole	325(F)	1	Ero River
IKOLE	Itapaji Dam	594(F)	6	Ele River

NOTE: F = Functioning
Source: Water Corporation, Ado Ekiti

TABLE 11.7
ERO WATER SUPPLY SCHEME SHOWING BOOSTER STATIONS, LOCATION, NUMBER OF PUMPS, DISCHARGE AND HEAD (M³), 2020-2021

		2020	2021	2020	2021	2020	2021
1	AYETORO	6	6	1,340 495	1,340 495	91.5 151.5	91.5 151.5
2	ISAN	3	3	92	92	120	120
3	IGEDE	6	6	220 105	220 105	34.5 21.5	34.5 21.5
4	ARAMOKO	3	3	33	33	150 47.5	150 47.5
5	OKE-AKO	1	1	38	38	150 47.5	150 47.5
6	ODO-ORO	1	1	-	-	432	432
7	OSIN	1	1	65	65	95	95
8	EFON-ALAAAYE	3	3	45 64	45 64	99.8 112.8	99.8 112.8
9	IDO – ILE	2	2	-	-	-	-
10	ILUPEJU	2	2	91.2	91.2	91	91
11	OKEMESI	8	8	2,600	2,600	-	-
12	IJAN	1	1	150	150	150	150
13	ISE	1	1	300	300	70	70
14	IFAKI	1	1	150	150	150	150
15	ITAWURE	1	1	150	150	150	150
16	ILASA	2	2	75	75	140	140
17	ISINBODE	1	1	300	300	70	70
18	IRO	-	-	236	236	105	105
19	OJABALU	3	3	45	45	818	818

Source: Ekiti State Water Corporation, Ado Ekiti

TABLE 11.8
WATER SUPPLY COVERAGE IN EKITI STATE PER SCHEME, 2019-2021

S/N	NAME	NO OF TOWN & VILLAGES SERVED BY THE SCHEMES			WORKING CONDITION
		2019	2020	2021	
1	UREJE DAM , ADO	1	1	1	Not functioning
2	ERO DAM	66	66	66	10% functioning
3	EGBE DAM	22	22	22	Rehabilitation on – going
		43	43	43	
4	ITAPAJI DAM	15	15	15	Non Functioning
5	ERINJIYAN MINI SCHEME	1	1	1	Functioning
6	OKEMESI MINI SCHEME	1	1	1	Functioning
7	IPOLE – IIORO	1	1	1	Functioning
8	IDO – ILE MINI SCHEME	1	1	1	Functioning
9	OYE	1	1	1	Functioning
10	EFON MINI SCHEME 1	1	1	1	Functioning
11	ERINJIYAN MINI SCHEME	1	1	1	Functioning
13	OGOTUN MINI SCHEME	1	1	1	Functioning
14	IKERE BOREHOLE	1	1	1	Functioning
15	IYIN MINI SCHEME	1	1	1	Non functioning
16	IGBARA –ODO MINI SCHEME	1	1	1	Non functioning

TABLE 11.9
NUMBER OF BOREHOLES IN EKITI STATE AND THEIR CONDITIONS, 2020-2021

S/N	LOCAL GOVERNMENT	2020					2021				
		TOTAL NUMBER OF BOREHOLES	TOTAL NUMBER OF FUNCTIONAL	%	TOTAL NUMBER OF NOT FUNCTIONAL	%	TOTAL NUMBER OF BOREHOLES	TOTAL NUMBER OF FUNCTIONAL	%	TOTAL NUMBER OF NOT FUNCTIONAL	%
1	ADO										
2	EFON ALAAYE										
3	EKITI EAST	4	4	13.3			4	4	9.5		
4	EKITI SOUTH WEST										
5	EKITI WEST	7	7	23.3			7	7	16.7		
6	EMURE	16	12	40	4	33.3	16	12	38.1	4	33.3
7	GBONYIN										
8	IDO/OSI	3	1	3.3	2	16.7	3	1	7.1	2	16.7
9	IJERO										
10	IKERE	8	4	13.3	4	33.3	8	4	19.1	4	33.3
11	IKOLE	4	2	6.7	2	16.7	4	2	9.5	2	16.7
12	ILEJEMEJE										
13	IREPODUN/IFELODUN										
14	ISE/ORUN										
15	MOBA										
16	OYE										
	TOTAL	42	30	100	12	100	42	30	100	12	100

ELECTRICITY

TABLE 11.10
NUMBER OF COMMUNITIES LINKED AND NOT LINKED TO THE NATIONAL GRID IN EKITI STATE, 2020– 2021

S/N	ELECTRICITY PROJECTS	YEAR	
		2020	2021
1	NUMBER OF TOWNS / COMMUNITIES LINKED TO THE NATIONAL GRID	177	177
2	NUMBER OF RURAL COMMUNITIES NOT LINKED TO THE NATIONAL GRID	188	188
	TOTAL	365	365

Source: Ekiti State Electricity Board, Ado Ekiti

TABLE 11.11
NUMBER OF ON–GOING ELECTRIC POWER PROJECTS IN COMMUNITIES IN EKITI STATE, 2020– 2021

S/N	SPONSORS	NUMBER OF PROJECTS			
		COMPLETED		ON-GOING	
		2020	2021	2020	2021
1	LOCAL GOVERNMENT	-	-	-	-
2	STATE GOVERNMENT	2	2	38	38
3	FEDERAL GOVERNMENT	1	1	-	-
	TOTAL	3	3	38	38

Source: Ekiti State Electricity Board, Ado Ekiti

TABLE 11.12

LIST OF SOME ON – GOING STATE GOVERNMENT RURAL ELECTRIFICATION PROJECTS IN EKITI STATE, 2020- 2021

S/N	PROJECT DESCRIPTION	PROJECT LOCATION	STATUS
1	RURAL ELECTRIFICATION OF IGEEDE FARM SETTLEMENT	IGEEDE FARM SETTLEMENT OYE LGA	ON-GOING
2	RURAL ELECTRIFICATION OF ABA –OSUN	ABA OSUN EKITI SOUTH LGA	ON-GOING

Source: Ekiti State Electricity Board, Ado Ekiti

