

MINISTRY OF EDUCATION ,SCIENCE & TECHNOLOGY,ADO-EKITI

PLANNING RESEARCH AND STATISTICS DEPARTMENT

STUDENTS ENROLMENT AND TEACHERS DISPOSITION BY GENDER AS AT JUNE, 2021

	MALE	FEMALE	TOTAL
Public Secondary School Students Enrolment By Gender (Including Govt. Colleges/Science Colleges With Remedial)	55045	53598	108643

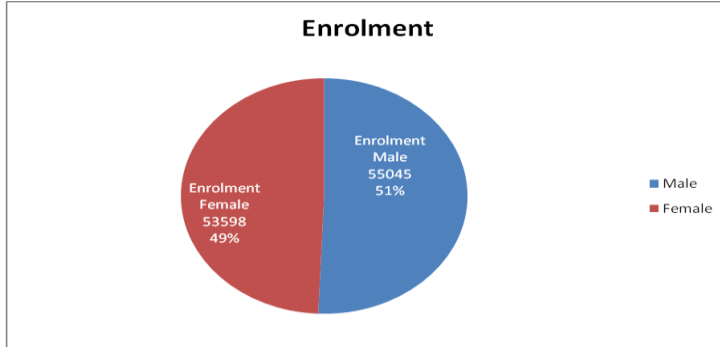


Fig 1 Showing Public Secondary Students Enrolment By Gender as at June, 2021

Public Secondary School Teachers Disposition By Gender (Including GOVT. Colleges/Science Colleges With Remedial)	TEACHERS DATA		
	Male	Female	Total
	3264	4903	8167

PUBLIC SECONDARY SCHOOL TEACHERS DISPOSITION BY GENDER  
(INCLUDING GOVT. COLLEGES/SCIENCE COLLEGES WITH REMEDIAL)  
AS AT 1ST QUARTER JAN-MARCH,2021

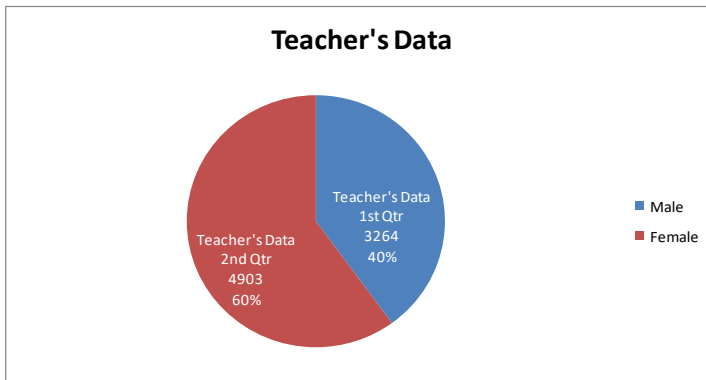


Fig 2 Showing Public Secondary School Teachers Disposition By Gender

Students Enrolment By Gender In Ekiti Government Technical Colleges as at June, 2021	Male	Female	Total
	1465	556	2021

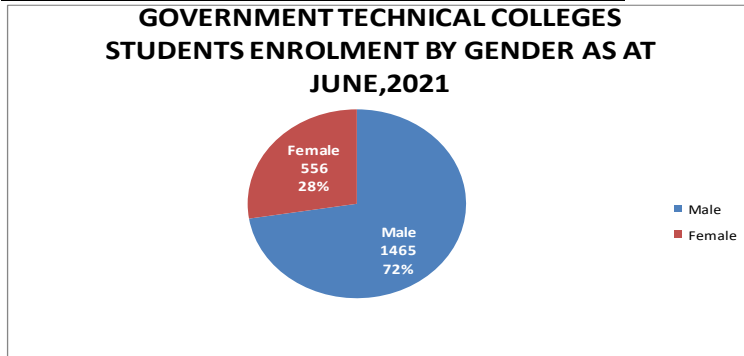


Fig 3 Showing Government Technical Colleges Students Enrolment By Gender

Government Technical Colleges Teachers Disposition By Gender	Male	Female	TOTAL
	91	41	132

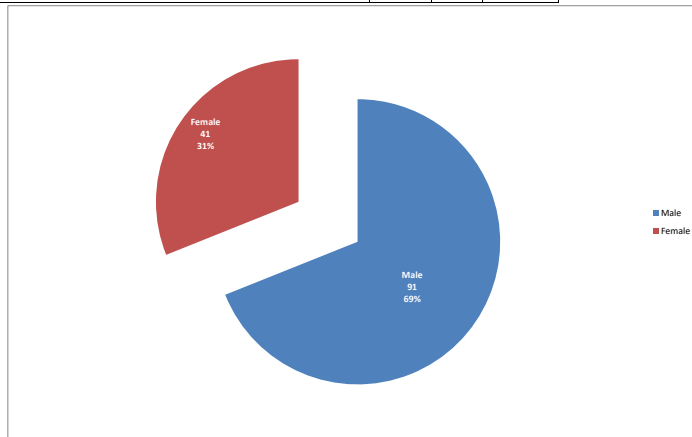
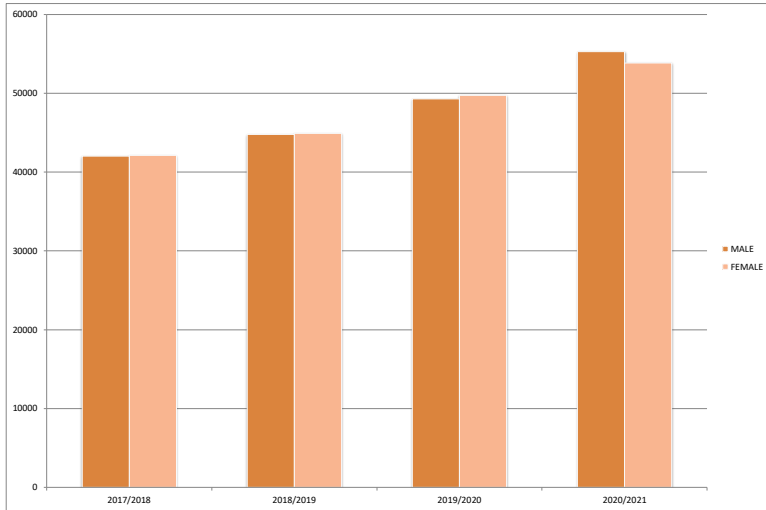


Fig 4 Showing Government Technical Colleges Teachers Disposition By Gender

**SCHOOL ENROLMENT IN PUBLIC SECONDARY SCHOOLS INCLUDING GOVERNMENT COLLEGES/SCIENCE COLLEGES, SPECIAL SCHOOLS AND REMEDIAL COLLEGES AS AT JUNE, 2021**

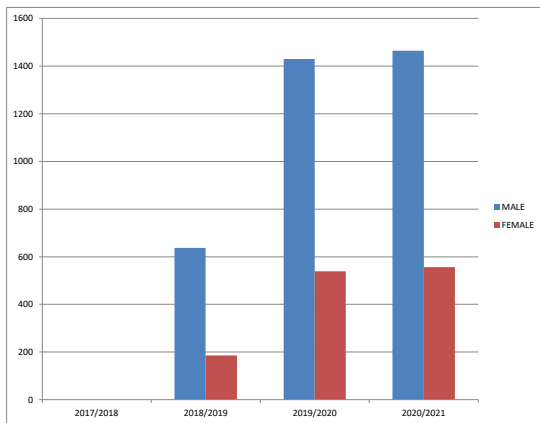
S/N	YEAR	MALE	FEMALE	TOTAL
1	2017/2018	42030	42116	84146
2	2018/2019	44779	44920	89699
3	2019/2020	49291	49743	99034
4	2020/2021	55289	53851	109140



**Fig 5 Showing Student Enrolment in Public Secondary Schools Disaggregated By Gender For Year 2017-2021**

**SCHOOL ENROLMENT IN GOVERNMENT TECHNICAL COLLEGES FOR THE YEAR 2017-2021**

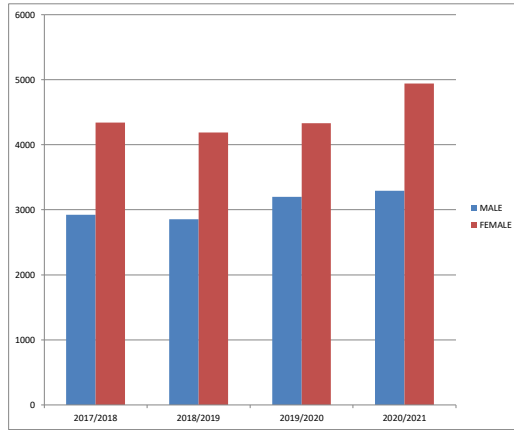
S/N	YEAR	MALE	FEMALE	TOTAL
1	2017/2018	0	0	0
2	2018/2019	637	186	823
3	2019/2020	1429	539	1968
4	2020/2021	1465	556	2021



**Fig 6 Chart Showing School Enrolment In Government Technical Colleges For The Year 2017-2021**

**TEACHERS DISPOSITION BY GENDER IN PUBLIC SECONDARY SCHOOLS INCLUDING GOVERNMENT COLLEGES/SCIENCE COLLEGES AND SPECIAL SCHOOL FOR THE YEAR 2017-2021**

S/N	YEAR	MALE	FEMALE	TOTAL
1	2017/2018	2922	4343	7265
2	2018/2019	2857	4189	7046
3	2019/2020	3200	4334	7534
4	2020/2021	3291	4941	8232

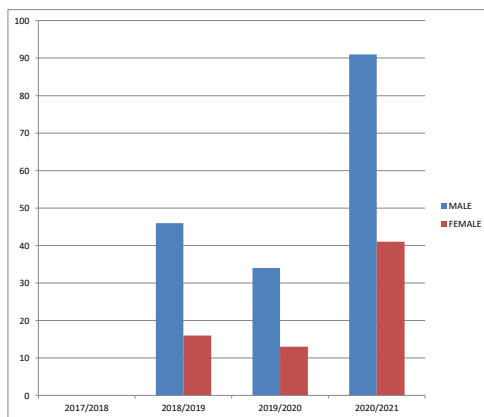


**Fig7 Showing Teachers Disposition By Gender In Public Secondary Schools Including Government Colleges/Science Colleges And Special School For The Year 2017-2021**

**TEACHERS DISPOSITION BY GENDER IN TECHNICAL SCHOOLS FOR THE YEAR 2017-2021**

S/N	YEAR	MALE	FEMALE	TOTAL
1	2017/2018	0	0	0
2	2018/2019	46	16	62
3	2019/2020	34	13	47
4	2020/2021	91	41	132

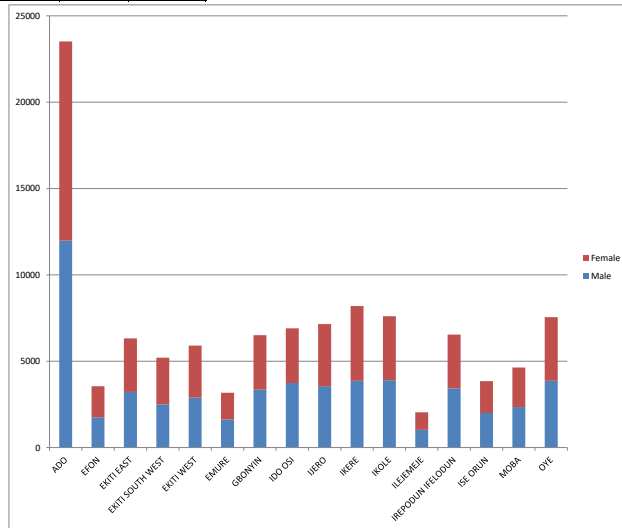
YEAR	MALE	FEMALE	TOTAL
2017/2018	0	0	0
2018/2019	46	16	62
2019/2020	34	13	47
2020/2021	91	41	132



**Fig 8 Showing Teachers Disposition By Gender In Government Technical Colleges For The Year 2017-2021**

**Secondary Schools Students Enrolment On LGA Basis as at June 2021**

S/N	LGA	Male	Female
1	ADO	11977	11539
2	EFON	1752	1795
3	EKITI EAST	3222	3098
4	EKITI SOUTH W	2500	2704
5	EKITI WEST	2898	3005
6	EMURE	1626	1545
7	GBONYIN	3348	3159
8	IDO OSI	3738	3169
9	IJERO	3560	3591
10	IKERE	3865	4331
11	IKOLE	3901	3706
12	ILEJEMEJE	1023	1021
13	IREPODUN IFEL	3426	3115
14	ISE ORUN	2002	1841
15	MOBA	2344	2293
16	OYE	3863	3686



**Fig 9 SHOWING ENROLMENT ON LGA BASIS 2020/2021**

**SCHOOL ENROLMENT IN GOVERNMENT SPECIAL SCHOOLS AS AT JUNE 2021**

M	F	TOTAL
244	253	497

